

CSI Couplamatic Systems Inc.

INNOVATION IN HYDRAULIC HOSE ASSEMBLY SYSTEMS AND COMPONENTS



Serving the

Hydraulic Industry

Since

1959



INDEX

A HOSE	Bulk Hose - Section A Hose Index - Section A Coupling Index - Sections A-E	3 Series Thermoplastic - Section D 3 Series Thermoplastic Couplings D-1
B VARI-CRIMP COUPLINGS	Vari-Crimp System - Section B Vari-Crimp Couplings B-1 Nuts and Sleeves for Tube Repair B-8 ORF O-Rings B-11 Code 61 Flange Kits B-12 Routing Clamp Sleeves B-17	Hydraulic Quick Couplers - Section E Flat Face Couplers E-1 Flat Face Connect Under Pressure E-2 Screw to Connect Flat Face Couplers E-3 Cartridge Style Flat Face Couplers E-4 ISO A Couplers E-5 ISO B Couplers E-6 Ag Poppet Couplers E-7 Ag Ball Couplers E-8 Screw to Connect High Pressure Couplers E-9 Pressure Wash Valveless Couplers E-10 Brass Screw to Connect Couplers E-11 Quick Coupler Guidelines E-12
C GRIP CRIMP COUPLINGS	A Series BTW Couplings B-18 ORF O-Rings B-25 Nuts and Sleeves for Tube Repair B-25	
D 3 SERIES THERMOPLASTIC	GW Series 100R12 BTW Couplings B-29 ORF O-Rings B-32 Code 61 Flange Kits B-37 Code 62 Flange Kits B-37 Extra Heavy Duty Flange Kits B-38	Reusables, Push On, Accessories - Section F Reusable Couplings R1AT & R2AT F-1 Reusable Couplings R5 F-2 Push On Fittings F-4 Suction and Return Line Couplings F-5 Spring Guards F-6 Pressure Wash Grips F-7 Bin Labels F-7 Jack Hose Warning Label F-7 Grease Hose Assemblies F-7
E QUICK COUPLERS	SX Series 100R13 Skive Couplings B-39 R5 Series Couplings B-40 T Series Couplings B-44	Hydraulic Adapters - Section G Adapters G-1
F REUSABLES, PUSHON, ACCESS.	Grip Crimp System - Section C Grip Crimp Couplings C-1 Nuts and Sleeves for Tube Repair C-7 ORF O-Rings C-11 Code 61 Flange Kits C-12	Hose Fabrication Equipment - Section H Crimping Machines H-1-H-2 Power Units H-2 Hose Cut-Off Machine H-3 Cut-Off Blade H-3 Spiral Cut-Off Machine H-3 Swage Dies and Pusher H-3
G ADAPTERS	Grip Crimp Couplings-316 Stainless Steel C-17 Grip Crimp Pressure Wash Couplings C-19	Thread Identification and Technical - Section J Thread Identification Guide J-1 Hose Standards and Specifications J-3 Hose Working Pressure and Temperature J-4 Coupling Codes and Configurations J-5 Torque Values J-6 Conversion Charts J-6 Hose Assembly Guidelines J-6 Warranty J-7
H FABRICATION EQUIPMENT	4GC Series 100R12 BTW Couplings C-20 ORF-O-Rings C-23 Code 61 Flange Kits C-26 Code 62 Flange Kits C-27	
J THREAD ID TECHNICAL	6GC Series R13, R15, 4SH BTW Couplings C-28 Code 61 Flange Kits C-30 Code 62 Flange Kits C-31 Extra Heavy Duty Flange Kits C-32	
www.couplamatic.com	4SH Series BTW Couplings C-34 Code 61 Flange Kits C-36 Code 62 Flange Kits C-37 Extra Heavy Duty Flange Kits C-38	

HOSE INDEX

SAE 100R1AT Domestic	A-1
DIN 1SN Import	A-1
SAE 100R2AT Domestic	A-2
SAE 100R2AT Import	A-3
DIN 2SN/SAE 100R2AT Import	A-3
2SK Extreme Pressure Import	A-4
SAE 100R16 Domestic Hy-Plus III	A-4
SAE 100R16 Import	A-5
SAE100R16/2SC	A-5
Ultra R16 SAE100R16/2SC High/Low Temp	A-6
Dura-Hyd SAE 100R16/2SC Abrasion Resistant	A-6
Dura-Hyd EX SAE 100R16/2SC Super Abrasion Resistant	A-7
SAE 100R17 Domestic Hy-Plus I	A-7
SAE 100R17 Import 1SN Dimension R17R	A-8
SAE 100R17 Import	A-8
Dura-Hyd SAE 100R17 Domestic Smooth Cover	A-9
Dura-Hyd SAE 100R17 Import	A-9
SAE 100R3	A-10
SAE 100R4	A-10
SAE 100R5	A-11
High Temp SAE 100R5	A-11
SAE 100R6	A-12
SAE 100R7	A-12
SAE 100R7 Twin Line	A-13
SAE 100R7 Non-Conductive	A-13
SAE 100R7 Twin Line Non-Conductive	A-14
SAE 100R7 Reduced OD	A-14
SAE 100R7 Reduced OD Twin Line	A-15
SAE 100R7 Reduced OD Non-Conductive	A-15
SAE 100R7 Reduced OD Twin Line Non-Conductive	A-16
SAE 100R8	A-16
SAE 100R8 Non-Conductive	A-17
SAE 100R18 Low Temp	A-17
SAE 100R12 Domestic	A-18
SAE 100R12 Import	A-18
Dura-Hyd EX SAE 100R12 Super Abrasion Resistant	A-19
CS-Flex 5 Exceeds SAE 100R12	A-19
SAE 100R13 Import	A-20
Dura-Hyd EX SAE 100R13 Super Abrasion Resistant	A-20
CS-Flex 6 Exceeds SAE 100R15	A-21
SAE 100R15	A-21
DIN 4SH	A-22
Jack Hose 10,000 PSI	A-22
Pressure Wash Hose 4000 PSI Black Blue Grey	A-23
Pressure Wash Hose 6000 PSI Black Blue	A-23
Pressure Wash Hose Assemblies	A-24
SAE 100R14 PTFE	A-24
Hydraulic Return Line	A-25
Refrigerant Hose	A-25
Rubber Covered Push On Black	A-26
Rubber Covered Push On Blue	A-26
Textile Covered Push On	A-27
Air Brake Hose	A-27

A
HOSE

B
VARI-CRIMP
COUPLINGS

C
GRIP CRIMP
COUPLINGS

D
3 SERIES
THERMOPLASTIC

E
QUICK
COUPLERS

F
REUSABLES,
PUSHON, ACCESS,

G
ADAPTERS

H
FABRICATION
EQUIPMENT

J
THREAD ID
TECHNICAL

www.couplamatic.com

BULK HOSE

A
HOSE



B
VARI-CRIMP
COUPLINGS

**SAE 100R1AT No. 57MB-1
DOMESTIC THIN COVER
1-WIRE HYDRAULIC HOSE**

Applications: Medium Pressure Hydraulics, Industrial or Agricultural

Cover: Abrasion and Flame Resistant cover, MSHA approved.

Reinforcement: One Wire Braid

Temperature: -40F to +212F (-40C to +100C)

Coupling Series: Vari-Crimp pg B1, A Series pg B18, Grip-Crimp pg C1, Reusable pg F1

C
GRIP CRIMP
COUPLINGS

D
3 SERIES
THERMOPLASTIC

Hose I.D.	Hose O.D.	Working Pressure (Lbs.)	Min. Burst Pressure (Lbs.)	Min. Bend Radius (In.)	Weight Per Hundred Feet	Reel Footage
3/8"	0.690	2,250	9,000	5	23 lbs.	250'
1/2"	0.812	2,000	8,000	7	29 lbs.	250'

WHILE SUPPLIES LAST! SEE 56MB-1 FOR REPLACEMENT.

E
QUICK
COUPLERS



F
REUSABLES,
PUSHON, ACCESS.

**SAE 100R1AT /1SN No. 56MB-1
IMPORT THIN COVER
1-WIRE HYDRAULIC HOSE**

Applications: Medium Pressure Hydraulics, Industrial or Agricultural

Cover: Abrasion and Flame Resistant cover, MSHA approved.

Reinforcement: One Wire Braid

Temperature: -40F to +212F (-40C to +100C)

Coupling Series: Vari-Crimp pg B1, A Series pg B18, Grip-Crimp pg C1

G
ADAPTERS

H
FABRICATION
EQUIPMENT

Hose I.D.	Hose O.D.	Working Pressure (Lbs.)	Min. Burst Pressure (Lbs.)	Min. Bend Radius (In.)	Weight Per Hundred Feet	Reel Footage
1/4"	0.530	3,250	13,000	4	16 lbs.	500'
3/8"	0.687	2,600	10,400	5	23 lbs.	500'
1/2"	0.812	2,325	9,300	7	29 lbs.	350'
3/4"	1.090	1,525	6,100	9.5	41 lbs.	250'
1"	1.405	1,275	5,100	12	62 lbs.	200'
1-1/4"	1.710	900	3,600	16.5	84 lbs.	Bulk
1-1/2"	1.970	725	2,900	20	104 lbs.	Bulk
2"	2.505	580	2,320	25	140 lbs.	Bulk

J
THREAD ID
TECHNICAL

www.couplamatic.com

BULK HOSE



SAE 100R2AT No. 57MB-2 DOMESTIC THIN COVER 2-WIRE HYDRAULIC HOSE

Applications: High Pressure Hydraulics, Industrial or Agricultural

Cover: Abrasion and Flame Resistant Cover, MSHA Approved

Reinforcement: Two Wire Braids

Temperature: -40F to +212F (-40C to +100C)

Coupling Series: Vari-Crimp pg B1, A Series pg B18, GW Series (3/4"-1") pg B29, Grip-Crimp pg C1, Reusable pg F1

Hose I.D.	Hose O.D.	Working Pressure (Lbs.)	Min. Burst Pressure (Lbs.)	Min. Bend Radius (In.)	Weight Per Hundred Feet	Reel Footage
1/4"	0.593	5,000	20,000	4	24 lbs.	250'
3/8"	0.750	4,000	16,000	5	34 lbs.	250'
1/2"	0.875	3,500	14,000	7	43 lbs.	250'
5/8"	1.010	2,750	11,000	8	51 lbs.	250'
3/4"	1.158	2,250	9,000	9.5	61 lbs.	250'
1"	1.500	2,000	8,000	12	88 lbs.	250'

A
HOSE

B
VARI-CRIMP
COUPLINGS

C
GRIP CRIMP
COUPLINGS

D
3 SERIES
THERMOPLASTIC

E
QUICK
COUPLERS

F
REUSABLES,
PUSHON, ACCESS,

G
ADAPTERS

H
FABRICATION
EQUIPMENT

J
THREAD ID
TECHNICAL

www.couplamatic.com

BULK HOSE

A
HOSE



B
VARI-CRIMP
COUPLINGS

**SAE 100R2AT No. 56MB-2
IMPORT THIN COVER
2-WIRE HYDRAULIC HOSE**

Applications: High Pressure Hydraulics, Industrial or Agricultural
Cover: Abrasion and Flame Resistant Cover, MSHA approved

Reinforcement: Two Wire Braids

Temperature: -40F to +212F (-40C to +100C)

Coupling Series: Vari-Crimp pg B1, A Series pg B18, GW Series (3/4"-1-1/4") pg B29, Grip-Crimp pg C1

C
GRIP-CRIMP
COUPLINGS

D
3 SERIES
THERMOPLASTIC

Hose I.D.	Hose O.D.	Working Pressure (Lbs.)	Min. Burst Pressure (Lbs.)	Min. Bend Radius (In.)	Weight Per Hundred Feet	Reel Footage
3/4"	1.158	2,250	9,000	9.5	61 lbs.	250'
1"	1.500	2,000	8,000	12	88 lbs.	200'
1-1/4"	1.862	1,625	6,500	16.5	129 lbs.	Bulk

See 2SN (Below) for sizes 1/4" thru 5/8" and 1-1/2" thru 2".

E
QUICK
COUPLERS



F
REUSABLES,
PUSHON, ACCESS.

**SAE 100R2AT/2SN No. 2SN
IMPORT THIN COVER
2-WIRE HYDRAULIC HOSE**

Applications: High Pressure Hydraulics, Industrial or Agricultural
Cover: Abrasion and Flame Resistant Cover, MSHA approved

Reinforcement: Two Wire Braids

Temperature: -40F to +212F (-40C to +100C)

Coupling Series: Vari-Crimp (1/4"-5/8") pg B1, A Series (1/4"-1-1/4") pg B18, GW Series (3/4"-2") pg B29, Grip-Crimp pg C1

G
ADAPTERS

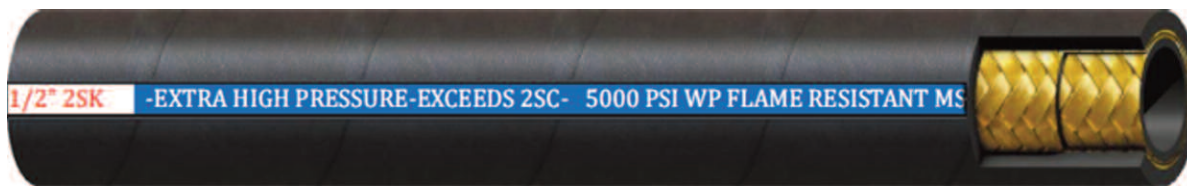
H
FABRICATION
EQUIPMENT

Hose I.D.	Hose O.D.	Working Pressure (Lbs.)	Min. Burst Pressure (Lbs.)	Min. Bend Radius (In.)	Weight Per Hundred Feet	Reel Footage
1/4"	0.593	5,800	23,200	4	24 lbs.	500'
3/8"	0.750	4,800	19,200	5	34 lbs.	400'
1/2"	0.875	4,000	16,000	7	43 lbs.	300'
5/8"	1.010	3,625	14,500	8	51 lbs.	250'
3/4"	1.158	3,125	12,500	9.5	61 lbs.	250'
1"	1.500	2,400	9,600	12	88 lbs.	200'
1-1/4"	1.862	1,800	7,200	16.5	129 lbs.	Bulk
1-1/2"	2.115	1,300	5,200	20	161 lbs.	Bulk
2"	2.625	1,150	4,600	25	198 lbs.	Bulk

J
THREAD ID
TECHNICAL

www.couplamatic.com

BULK HOSE



EXCEEDS 2SN/2SC Two Wire Braid **No. 2SK** EXTREME PRESSURE HYDRAULIC HOSE IMPORT THIN COVER 2-WIRE

Applications: High Pressure Hydraulics, Industrial or Agricultural

Cover: Abrasion and Flame Resistant Cover, MSHA approved

Reinforcement: Two Wire Braids

Temperature: -40F to +212F (-40C to +100C)

Coupling Series: A Series pg B18, Grip-Crimp pg C1

****Extreme Pressure, Tight Bend Radius****

Hose I.D.	Hose O.D.	Working Pressure (Lbs.)	Min. Burst Pressure (Lbs.)	Min. Bend Radius (In.)	Weight Per Hundred Feet	Reel Footage
1/4"	0.520	6,530	26,120	2.0	24 lbs.	500'
3/8"	0.687	5,585	22,340	3.0	34 lbs.	400'
1/2"	0.810	5,000	20,000	3.6	43 lbs.	300'
5/8"	0.980	4,625	18,500	4.0	51 lbs.	250'
3/4"	1.155	4,350	17,400	5.0	61 lbs.	250'
1"	1.410	3,250	13,000	6.5	94 lbs.	200'
1-1/4"	1.715	2,500	10,000	12.0	130 lbs.	Bulk



SAE 100R16 **No. HPIII** TWO WIRE DOMESTIC HI-PRESSURE HYDRAULIC HOSE EXTREMELY FLEXIBLE

Applications: High Pressure Hydraulics, Industrial or Agricultural

Cover: Abrasion and Flame Resistant Cover, MSHA Approved

Reinforcement: Two Wire Braids

Temperature: -40F to +212F (-40C to +100C)

Coupling Series: Vari-Crimp pg B1, A Series pg B18, Grip-Crimp pg C1

****Crimps to 100R1AT One Wire Thin Cover Specifications - Half of the Bend Radius of R1 and R2****

Hose I.D.	Hose O.D.	Working Pressure (Lbs.)	Min. Burst Pressure (Lbs.)	Min. Bend Radius (In.)	Weight Per Hundred Feet	Reel Footage
1/4"	0.541	5,000	20,000	2	18 lbs.	250'
3/8"	0.693	4,000	16,000	2.5	24 lbs.	250'
1/2"	0.823	3,500	14,000	3.5	31 lbs.	250'
5/8"	0.950	2,750	11,000	4	36 lbs.	250'
3/4"	1.103	2,250	9,000	4.8	49 lbs.	250'
1"	1.415	2,000	8,000	6	67 lbs.	250'

A
HOSE

B
VARI-CRIMP
COUPLINGS

C
GRIP-CRIMP
COUPLINGS

D
3 SERIES
THERMOPLASTIC

E
QUICK
COUPLERS

F
REUSABLES,
PUSH-ON, ACCESS.

G
ADAPTERS

H
FABRICATION
EQUIPMENT

J
THREAD ID
TECHNICAL

www.couplamatic.com

BULK HOSE

A
HOSE



B
VARI-CRIMP
COUPLINGS

SAE 100R16 No. R16CS
IMPORT TWO WIRE HI-PRESSURE
EXTREMELY FLEXIBLE HYDRAULIC HOSE

Applications: High Pressure Hydraulics, Industrial or Agricultural

Cover: Abrasion and Flame Resistant Cover, MSHA approved

Reinforcement: Two Wire Braids

Temperature: -40F to +212F (-40C to +100C)

Coupling Series: Vari-Crimp pg B1, A Series pg B18, Grip-Crimp pg C1

****Crimps to 100R1AT One Wire Thin Cover Specifications - Tighter Bend Radius than R1 and R2***

C
GRIP-CRIMP
COUPLINGS

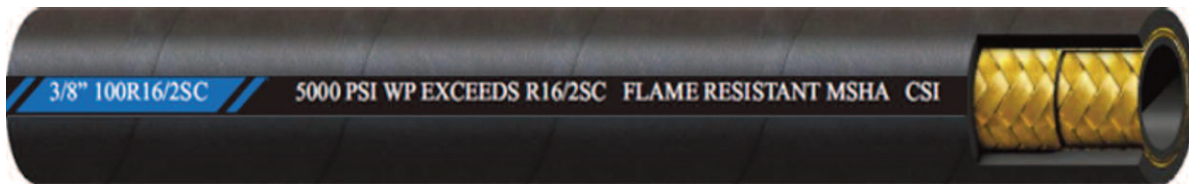
D
3 SERIES
THERMOPLASTIC

Hose I.D.	Hose O.D.	Working Pressure (Lbs.)	Min. Burst Pressure (Lbs.)	Min. Bend Radius (In.)	Weight Per Hundred Feet	Reel Footage
3/4"	1.090	2,250	9,000	4.8	54 lbs.	250'
1"	1.405	2,000	8,000	6	74 lbs.	200'

E
QUICK
COUPLERS

See R16 (Below) for sizes 1/4" thru 5/8".

F
REUSABLE
PUSHON ACCESS.



SAE 100R16 / DIN 2SC No. R16
IMPORT TWO WIRE HI-PRESSURE
EXTREMELY FLEXIBLE HYDRAULIC HOSE

Applications: High Pressure Hydraulics, Industrial or Agricultural

Cover: Abrasion and Flame Resistant Cover, MSHA approved

Reinforcement: Two Wire Braids

Temperature: -40F to +212F (-40C to +100C)

Coupling Series: Vari-Crimp (1/4"-5/8") pg B1, A Series pg B18, Grip-Crimp pg C1

****Crimps to 100R1AT One Wire Thin Cover Specifications - Tighter Bend Radius than R1 and R2****

G
ADAPTERS

H
FABRICATION
EQUIPMENT

Hose I.D.	Hose O.D.	Working Pressure (Lbs.)	Min. Burst Pressure (Lbs.)	Min. Bend Radius (In.)	Weight Per Hundred Feet	Reel Footage
1/4"	0.530	5,800	23,200	2	18 lbs.	500'
3/8"	0.687	5,000	20,000	2.5	27 lbs.	400'
1/2"	0.812	4,250	17,000	3.5	35 lbs.	300'
5/8"	0.937	3,625	14,500	4	40 lbs.	250'
3/4"	1.090	3,125	12,500	4.8	54 lbs.	250'
1"	1.405	2,500	10,000	6	74 lbs.	200'

J
THREAD ID
TECHNICAL

www.couplamatic.com

BULK HOSE



A
HOSE

ULTRA 100R16 / DIN 2SC No. ULTRA R16
IMPORT ULTRA TWO WIRE HI-PRESSURE
HIGH/LOW TEMP HYDRAULIC HOSE

Applications: High Pressure Hydraulics, High/Low Temp Applications
Cover: Blue Abrasion and Flame Resistant Cover, MSHA approved

Reinforcement: Two Wire Braids

Temperature: -58F to +275F (-50C to +135C) (+302F/150C Discontinuous)

Coupling Series: A Series pg B18, Grip-Crimp pg C1

****Crimps to 100R1AT One Wire Thin Cover Specs - Tighter Bend Radius than R1 and R2 - High/Low Temp****

B
VARI-CRIMP
COUPLINGS

C
GRIP CRIMP
COUPLINGS

D
3 SERIES
THERMOPLASTIC

E
QUICK
COUPLERS

Hose I.D.	Hose O.D.	Working Pressure (Lbs.)	Min. Burst Pressure (Lbs.)	Min. Bend Radius (In.)	Weight Per Hundred Feet	Reel Footage
1/4"	0.530	5,800	23,200	2	18 lbs.	500'
3/8"	0.687	5,000	20,000	2.5	27 lbs.	400'
1/2"	0.812	4,250	17,000	3.5	35 lbs.	300'
5/8"	0.937	3,625	14,500	4	40 lbs.	250'
3/4"	1.090	3,125	12,500	4.8	54 lbs.	250'
1"	1.405	2,500	10,000	6	74 lbs.	200'



F
REUSABLES,
PUSHON, ACCESS.

G
ADAPTERS

H
FABRICATION
EQUIPMENT

DURA-HYD ABRASION RESISTANT 100R16/2SC No. DH16
SAE 100R16/2SC
EXTRA HI-PRESSURE HYDRAULIC HOSE

Applications: High Pressure Hydraulics, Industrial or Agricultural
Cover: Flame Resistant, **Extra Abrasion Resistant**, MSHA approved.

Reinforcement: Two Wire Braids

Temperature: -40F to +212F (-40C to +100C)

Coupling Series: Vari-Crimp (1/4"-5/8") pg B1, A Series pg B18, Grip-Crimp pg C1

J
THREAD ID
TECHNICAL

Hose I.D.	Hose O.D.	Working Pressure (Lbs.)	Min. Burst Pressure (Lbs.)	Min. Bend Radius (In.)	Weight Per Hundred Feet	Reel Footage
1/4"	0.530	5,800	23,200	2	18 lbs.	500'
3/8"	0.687	5,000	20,000	2.5	27 lbs.	400'
1/2"	0.812	4,250	17,000	3.5	35 lbs.	300'
5/8"	0.937	3,625	14,500	4	40 lbs.	250'
3/4"	1.090	3,125	12,500	4.8	54 lbs.	250'
1"	1.405	2,500	10,000	6	74 lbs.	200'

www.couplamatic.com

BULK HOSE

A
HOSE



B
VARI-CRIMP
COUPLINGS

**DURA-HYD EX SUPER ABRASION RESISTANT No. DHEX16
SAE 100R16/2SC
R16/2SC EXTRA HI-PRESSURE HYDRAULIC HOSE**

Applications: High Pressure Hydraulics, Industrial or Agricultural
Cover: Flame Resistant Bi-Layer, **SUPER Abrasion Resistant**, MSHA
Reinforcement: Two Wire Braids

Temperature: -40F to +212F (-40C to +100C)

Coupling Series: Vari-Crimp (1/4"-5/8") pg B1, A Series pg B18, Grip-Crimp pg C1

C
GRIP CRIMP
COUPLINGS

D
3 SERIES
THERMOPLASTIC

Hose I.D.	Hose O.D.	Working Pressure (Lbs.)	Min. Burst Pressure (Lbs.)	Min. Bend Radius (In.)	Weight Per Hundred Feet	Reel Footage
1/4"	0.530	5,800	23,200	2	18 lbs.	500'
3/8"	0.687	5,000	20,000	2.5	27 lbs.	400'
1/2"	0.812	4,250	17,000	3.5	35 lbs.	300'
5/8"	0.937	3,625	14,500	4	40 lbs.	250'
3/4"	1.090	3,125	12,500	4.8	54 lbs.	250'
1"	1.405	2,500	10,000	6	74 lbs.	200'

E
QUICK
COUPLERS

F
REUSABLES,
PUSHON, ACCESS.



G
ADAPTERS

**DOMESTIC SAE 100R17 No. HPI
HY-PLUS I ONE WIRE DIMENSION HI-PRESSURE HYDRAULIC HOSE
EXTREMELY FLEXIBLE**

Applications: High Pressure Hydraulics, Industrial or Agricultural
Cover: Abrasion and Flame Resistant Cover, MSHA Approved

Reinforcement: One or Two Wire Braids

Temperature: -40F to +212F (-40C to +100C)

Coupling Series: Vari-Crimp pg B1, A Series pg B18, Grip-Crimp pg C1

3000 PSI working pressure can eliminate stocking two hoses. Higher Pressure and More Flexible than 100R1

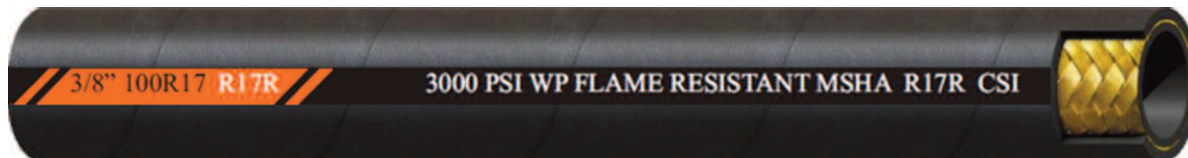
H
FABRICATION
EQUIPMENT

Hose I.D.	Hose O.D.	Working Pressure (Lbs.)	Min. Burst Pressure (Lbs.)	Min. Bend Radius (In.)	Weight Per Hundred Feet	Reel Footage
1/4"	0.535	3,000	12,000	2	16 lbs.	250'
3/8"	0.690	3,000	12,000	2.5	23 lbs.	250'
1/2"	0.813	3,000	12,000	3.5	29 lbs.	250'
3/4"	1.100	3,000	12,000	5	55 lbs.	250'
1"	1.410	3,000	12,000	6	82 lbs.	250'

J
THREAD ID
TECHNICAL

www.couplamatic.com

BULK HOSE



A
HOSE

SAE 100R17 (1SN DIMENSION) No. R17R IMPORT 3000 PSI CONSTANT WORKING PRESSURE HYDRAULIC HOSE

Applications: High Pressure Hydraulics, Industrial or Agricultural

Cover: Abrasion and Flame Resistant Cover, MSHA approved

Reinforcement: One (1/4"-3/8") or Two (1/2") Wire Braids

Temperature: -40F to +212F (-40C to +100C)

Coupling Series: Vari-Crimp pg B1, A Series pg B18, Grip-Crimp pg C1

B
VARI-CRIMP
COUPLINGS

C
GRIP CRIMP
COUPLINGS

D
3 SERIES
THERMOPLASTIC

Hose I.D.	Hose O.D.	Working Pressure (Lbs.)	Min. Burst Pressure (Lbs.)	Min. Bend Radius (In.)	Weight Per Hundred Feet	Reel Footage
1/4"	0.530	3,000	12,000	2	16 lbs.	500'
3/8"	0.687	3,000	12,000	3	23 lbs.	500'
1/2"	0.812	3,000	12,000	3.5	31 lbs.	350'



E
QUICK
COUPLERS

F
REUSABLES,
PUSHON, ACCESS.

SAE 100R17 (REDUCED OD) No. R17 IMPORT 3000 PSI CONSTANT WORKING PRESSURE HYDRAULIC HOSE

Applications: High Pressure Hydraulics, Industrial or Agricultural

Cover: Abrasion and Flame Resistant Cover, MSHA approved

Reinforcement: One (1/4"-1/2") or Two (5/8"-1") Wire Braids

Temperature: -40F to +212F (-40C to +100C)

Coupling Series: Vari-Crimp (1/4-3/4) pg B1, A Series pg B18, GW Series (1") pg B29, Grip-Crimp pg C1

G
ADAPTERS

Hose I.D.	Hose O.D.	Working Pressure (Lbs.)	Min. Burst Pressure (Lbs.)	Min. Bend Radius (In.)	Weight Per Hundred Feet	Reel Footage
1/4"	0.492	3,000	12,000	2	13 lbs.	500'
3/8"	0.649	3,000	12,000	3	19 lbs.	500'
1/2"	0.776	3,000	12,000	4	31 lbs.	350'
5/8"	0.937	3,000	12,000	4	41 lbs.	250'
3/4"	1.090	3,000	12,000	5	53 lbs.	250'
1"	1.405	3,000	12,000	6	82 lbs.	200'

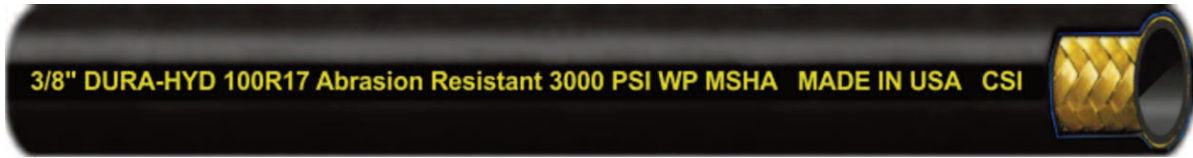
H
FABRICATION
EQUIPMENT

J
THREAD ID
TECHNICAL

www.couplamatic.com

BULK HOSE

A
HOSE



DURA-HYD ABRASION RESISTANT 100R17 No. DH17
SAE 100R17 SMOOTH COVER
DOMESTIC HYDRAULIC HOSE

Applications: High Pressure Hydraulics, Industrial or Agricultural
Cover: Flame Resistant, **Extra Abrasion Resistant**, Yellow layline, MSHA
Reinforcement: One or Two Wire Braids
Temperature: -40F to +212F (-40C to +100C)

Coupling Series: Vari-Crimp (1/4"-3/4") pg B1, A Series pg B18, GW Series (1") pg B29, Grip-Crimp pg C1

B
VARI-CRIMP
COUPLINGS

C
GRIP-CRIMP
COUPLINGS

D
3 SERIES
THERMOPLASTIC

E
QUICK
COUPLERS

F
REUSABLE
PUSHON ACCESS.

G
ADAPTERS

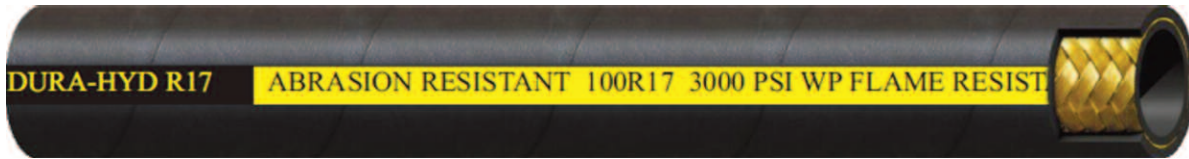
H
FABRICATION
EQUIPMENT

J
THREAD ID
TECHNICAL

www.couplamatic.com

Hose I.D.	Hose O.D.	Working Pressure (Lbs.)	Min. Burst Pressure (Lbs.)	Min. Bend Radius (In.)	Weight Per Hundred Feet	Reel Footage
-----------	-----------	-------------------------	----------------------------	------------------------	-------------------------	--------------

Discontinued. Use WDH17 as replacement hose.



DURA-HYD ABRASION RESISTANT 100R17 No. WDH17
SAE 100R17 WRAPPED COVER
IMPORT HYDRAULIC HOSE

Applications: High Pressure Hydraulics, Industrial or Agricultural
Cover: Flame Resistant, **Extra Abrasion Resistant**, Yellow layline, MSHA
Reinforcement: One or Two Wire Braids
Temperature: -40F to +212F (-40C to +100C)

Coupling Series: Vari-Crimp (1/4"-3/4") pg B1, A Series pg B18, GW Series (1") pg B29, Grip-Crimp pg C1

Hose I.D.	Hose O.D.	Working Pressure (Lbs.)	Min. Burst Pressure (Lbs.)	Min. Bend Radius (In.)	Weight Per Hundred Feet	Reel Footage
-----------	-----------	-------------------------	----------------------------	------------------------	-------------------------	--------------

1/4"	0.535	3,000	12,000	2	16 lbs.	500'
3/8"	0.690	3,000	12,000	2.5	23 lbs.	500'
1/2"	0.810	3,000	12,000	3.5	29 lbs.	350'
5/8"	0.950	3,000	12,000	5	38 lbs.	250'
3/4"	1.100	3,000	12,000	5	55 lbs.	250'
1"	1.410	3,000	12,000	6	82 lbs.	200'

BULK HOSE



SAE 100R3 No. 3319A
MEDIUM PRESSURE HYDRAULIC HOSE
Applications: Low Pressure Hydraulics, Industrial or Agricultural
Cover: Abrasion and Flame Resistant Cover, MSHA Approved
Reinforcement: Two Rayon Braids
Temperature: -40F to +212F (-40C to +100C)
Coupling Series: Vari-Crimp pg B1, Grip-Crimp pg C1
 Cut lengths available

Hose I.D.	Hose O.D.	Working Pressure (Lbs.)	Min. Burst Pressure (Lbs.)	Min. Bend Radius (In.)	Weight Per Hundred Feet	Reel Footage
1/4"	0.560	1,250	5,000	3	12 lbs.	500'
3/8"	0.750	1,125	4,500	4	17 lbs.	500'
1/2"	0.940	1,000	4,000	5	25 lbs.	500'
3/4"	1.250	750	3,000	6	43 lbs.	500'
1"	1.500	565	2,260	8	51 lbs.	500'



SAE 100R4 No. 104MB
HYDRAULIC SUCTION HOSE
Applications: Hydraulic Suction or Return, Industrial or Agricultural
Cover: Abrasion and Flame Resistant Cover, MSHA approved
Reinforcement: One Fiber Braid, two helical wires
Temperature: -40F to +212F (-40C to +100C)
Coupling Series: Vari-Crimp (3/4"-1-1/4") pg B1, GW Series (1-1/2"-2") pg B29, Grip-Crimp (3/4"-2") pg C1, Crimp/Band pg F5
 Cut lengths available

Hose I.D.	Hose O.D.	Working Pressure (Lbs.)	Min. Burst Pressure (Lbs.)	Vacuum Rating (Inches of Hg)	Min. Bend Radius (In.)	Weight Per Hundred Feet	Coil Footage
3/4"	1.160	300	1,200	25	1.8	49 lbs.	100'
1"	1.480	250	1,000	25	2.0	64 lbs.	100'
1-1/4"	1.770	200	800	25	2.5	86 lbs.	100'
1-1/2"	2.050	150	600	25	3.0	122 lbs.	100'
2"	2.500	100	400	25	7.0	139 lbs.	100'

A
HOSE

B
VARI-CRIMP COUPLINGS

C
GRIP CRIMP COUPLINGS

D
3 SERIES THERMOPLASTIC

E
QUICK COUPLERS

F
REUSABLES, PUSHON, ACCESS.

G
ADAPTERS

H
FABRICATION EQUIPMENT

J
THREAD ID TECHNICAL

www.couplamatic.com

BULK HOSE



CSI 5/16" (8mm) SAE 100R5 (DOT FMVSS 106 All J1402 AIR BRAKE

SAE 100R5 No. 58MBA
TEXTILE COVERED HYDRAULIC HOSE
 SAE J1402, DOT FMVSS 106 All (3/16" thru 5/8")
Applications: Medium Pressure Applications Hydraulics, Air, Water.
Cover: Black Textile Braid
Reinforcement: One Wire Braid
Temperature: -40F to +212F (-40C to +100C)
Coupling Series: R5 Series pg B44, Reusables pg F2
 Cut lengths available

Hose I.D.	Hose O.D.	Working Pressure (Lbs.)	Min. Burst Pressure (Lbs.)	Min. Bend Radius (In.)	Weight Per Hundred Feet	Reel Footage
3/16"(-4)	0.520	3,000	12,000	3	15 lbs.	250'
1/4"(-5)	0.580	3,000	12,000	3.4	17 lbs.	250'
5/16"(-6)	0.680	2,250	9,000	4	22 lbs.	250'
13/32"(-8)	0.770	2,000	8,000	4.6	30 lbs.	250'
1/2"(-10)	0.921	1,750	7,000	5.5	37 lbs.	250'
5/8"(-12)	1.080	1,500	6,000	6.5	46 lbs.	250'
7/8"(-16)	1.240	800	3,200	7.4	48 lbs.	250'
1-1/8"(-20)	1.500	625	2,500	9	58 lbs.	100'
1-3/8"(-24)	1.750	500	2,000	10.5	62 lbs.	Bulk
1-13/16"(-32)	2.220	350	1,400	13.25	86 lbs.	Bulk



CSI 5/16" (8mm) HI TEMP SAE 100R5 (DOT FMVSS 106 All J1402

SAE 100R5 No. HTR5
TEXTILE COVERED HIGH TEMPERATURE HYDRAULIC HOSE
 SAE J1402, DOT FMVSS 106 All (3/16" thru 5/8")
Applications: Medium Pressure High Temp Hydraulics, Air, Water.
Cover: Blue Textile Braid, High Temperature
Reinforcement: One Wire Braid
Temperature: -40F to +300F (-40C to +150C)
Coupling Series: R5 Series pg B44, Reusables pg F2
 Cut lengths available

Hose I.D.	Hose O.D.	Working Pressure (Lbs.)	Min. Burst Pressure (Lbs.)	Min. Bend Radius (In.)	Weight Per Hundred Feet	Reel Footage
3/16"(-4)	0.520	3,000	12,000	3	15 lbs.	250'
1/4"(-5)	0.580	3,000	12,000	3.4	17 lbs.	250'
5/16"(-6)	0.680	2,250	9,000	4	22 lbs.	250'
13/32"(-8)	0.770	2,000	8,000	4.6	30 lbs.	250'
1/2"(-10)	0.921	1,750	7,000	5.5	37 lbs.	250'
5/8"(-12)	1.080	1,500	6,000	6.5	46 lbs.	250'
7/8"(-16)	1.240	800	3,200	7.4	48 lbs.	250'
1-1/8"(-20)	1.500	625	2,500	9	52 lbs.	100'
1-3/8" (-24)	1.750	500	2,000	10.5	81 lbs.	Bulk
1-13/16" (-32)	2.220	350	1,400	13.2	99 lbs.	Bulk

www.couplamatic.com

BULK HOSE



SAE 100R6 No. H6H
LOW PRESSURE HYDRAULIC HOSE
Applications: Low Pressure Hydraulics, Industrial or Agricultural
Cover: Neoprene
Reinforcement: One Textile Braid
Temperature: -40F to +212F (-40C to +100C)
 Cut lengths available. 100' minimum

Hose I.D.	Hose O.D.	Working Pressure (Lbs.)	Min. Burst Pressure (Lbs.)	Min. Bend Radius (In.)	Weight Per Hundred Feet	Reel Footage
1/4"	0.500	400	1,600	2.5	8 lbs.	500'
3/8"	0.630	400	1,600	3	12 lbs.	500'
1/2"	0.780	400	1,600	4	17 lbs.	500'



SAE 100R7 No. H7
THERMOPLASTIC HYDRAULIC HOSE
Applications: Medium Pressure Hydraulics, Industrial or Agricultural
Cover: Black Polyurethane, Perforated
Tube: Nylon
Reinforcement: Polyester Braid
Temperature: -40F to +212F (-40C to +100C)
Coupling Series: 3 Series Thermoplastic (1/8"-1") pg D1, T Series (1/2"-1") pg B48

Hose I.D.	Hose O.D.	Working Pressure (Lbs.)	Min. Burst Pressure (Lbs.)	Min. Bend Radius (In.)	Weight Per Hundred Feet	Coil Footage
1/8"	0.325	3,000	12,000	0.5	3 lbs.	250'
3/16"	0.433	3,000	12,000	0.75	4.9 lbs.	250'
1/4"	0.508	2,750	11,000	1.5	6 lbs.	250'
5/16"	0.585	2,500	10,000	1.75	7.5 lbs.	250'
3/8"	0.650	2,250	9,000	2	10 lbs.	250'
1/2"	0.815	2,000	8,000	3	15.6 lbs.	250'
3/4"	1.062	1,250	5,000	6.5	19 lbs.	100'
1"	1.335	1,000	4,000	8	27 lbs.	100'

A
HOSE

B
VARL-CRIMP
COUPLINGS

C
GRIP CRIMP
COUPLINGS

D
3 SERIES
THERMOPLASTIC

E
QUICK
COUPLERS

F
REUSABLES,
PUSHON, ACCESS.

G
ADAPTERS

H
FABRICATION
EQUIPMENT

J
THREAD ID
TECHNICAL

www.couplamatic.com

BULK HOSE

A
HOSE



B
VAR-CRIMP
COUPLINGS

C
GRIP CRIMP
COUPLINGS

D
3 SERIES
THERMOPLASTIC

E
QUICK
COUPLERS

F
REUSABLE,
PUSH-ON, ACCESS.

G
ADAPTERS

H
FABRICATION
EQUIPMENT

J
THREAD ID
TECHNICAL

SAE 100R7 No. H7TL TWIN LINE THERMOPLASTIC HYDRAULIC HOSE

Applications: Medium Pressure Hydraulics, Industrial or Agricultural
Cover: Black Polyurethane, Perforated

Tube: Nylon

Reinforcement: Polyester Braid

Temperature: -40F to +212F (-40C to +100C)

Coupling Series: 3 Series Thermoplastic (1/4"-1/2") pg D1, T Series (1/2") pg B48

*Cut lengths available in multiples of 50'

Hose I.D.	Hose O.D.	Working Pressure (Lbs.)	Min. Burst Pressure (Lbs.)	Min. Bend Radius (In.)	Weight Per Hundred Feet	Coil Footage
1/4"	0.508	2,750	11,000	1.5	12 lbs.	250'
5/16"	0.585	2,500	10,000	1.75	16.6 lbs.	250'
3/8"	0.650	2,250	9,000	2	21 Lbs.	250'
1/2"	0.815	2,000	8,000	3	34 lbs.	250'



SAE 100R7 No. H7NC NON-CONDUCTIVE THERMOPLASTIC HYDRAULIC HOSE

Applications: Medium Pressure Hydraulics, Industrial or Agricultural
Cover: Orange Non-Conductive Polyurethane, Non-Perforated

Tube: Nylon

Reinforcement: Polyester Braid

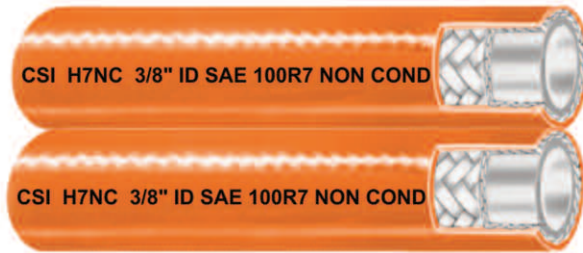
Temperature: -40F to +212F (-40C to +100C)

Coupling Series: 3 Series Thermoplastic (1/4"-1") pg D1, T Series (1/2"-1") pg B48

Hose I.D.	Hose O.D.	Working Pressure (Lbs.)	Min. Burst Pressure (Lbs.)	Min. Bend Radius (In.)	Weight Per Hundred Feet	Coil Footage
1/4"	0.508	2,750	11,000	1.5	6 lbs.	250'
5/16"	0.585	2,500	10,000	1.75	7.5 lbs.	250'
3/8"	0.650	2,250	9,000	2	10 lbs.	250'
1/2"	0.815	2,000	8,000	3	15.6 lbs.	250'
3/4"	1.062	1,250	5,000	6.5	19 lbs.	100'
1"	1.335	1,000	4,000	8	27 lbs.	100'

www.couplamatic.com

BULK HOSE



SAE 100R7 No. H7TLNC TWIN LINE NON-CONDUCTIVE THERMOPLASTIC HYDRAULIC HOSE

Applications: Medium Pressure Hydraulics, Industrial or Agricultural

Cover: Orange Non-Conductive Polyurethane, Non-Perforated

Tube: Nylon

Reinforcement: Polyester Braid

Temperature: -40F to +212F (-40C to +100C)

Coupling Series: 3 Series Thermoplastic (1/4"-1/2") pg D1, T Series (1/2") pg B48

Cut lengths available in multiples of 50

Hose I.D.	Hose O.D.	Working Pressure (Lbs.)	Min. Burst Pressure (Lbs.)	Min. Bend Radius (In.)	Weight Per Hundred Feet	Coil Footage
1/4"	0.508	2,750	11,000	1.5	12 lbs.	250'
5/16"	0.585	2,500	10,000	1.75	16.6 lbs.	250'
3/8"	0.650	2,250	9,000	2	21 Lbs.	250'
1/2"	0.815	2,000	8,000	3	34 lbs.	250'



SAE 100R7 (Reduced OD) No. RD7 THERMOPLASTIC HYDRAULIC HOSE

Applications: Medium Pressure Hydraulics, Industrial or Agricultural

Cover: Black Polyurethane, Perforated

Tube: Nylon

Reinforcement: Polyester Braid

Temperature: -40F to +212F (-40C to +100C)

Coupling Series: T Series pg B48

Hose I.D.	Hose O.D.	Working Pressure (Lbs.)	Min. Burst Pressure (Lbs.)	Min. Bend Radius (In.)	Weight Per Hundred Feet	Coil Footage
1/4"	0.455	2,750	11,000	1.5	5 lbs.	250'
5/16"	0.562	2,500	10,000	1.75	8 lbs.	250'
3/8"	0.618	2,250	9,000	2.0	10 lbs.	250'

A
HOSE

B
VARI-CRIMP
COUPLINGS

C
GRIP CRIMP
COUPLINGS

D
3 SERIES
THERMOPLASTIC

E
QUICK
COUPLERS

F
REUSABLES,
PUSHON, ACCESS,

G
ADAPTERS

H
FABRICATION
EQUIPMENT

J
THREAD ID
TECHNICAL

www.couplamatic.com

BULK HOSE



SAE 100R7 (Reduced OD) **No. RD7TL** TWIN LINE THERMOPLASTIC HYDRAULIC HOSE

Applications: Medium Pressure Hydraulics, Industrial or Agricultural
Cover: Black Polyurethane, Perforated

Tube: Nylon

Reinforcement: Polyester Braid

Temperature: -40F to +212F (-40C to +100C)

Coupling Series: T Series pg B48

Cut lengths available in multiples of 50

Hose I.D.	Hose O.D.	Working Pressure (Lbs.)	Min. Burst Pressure (Lbs.)	Min. Bend Radius (In.)	Weight Per Hundred Feet	Coil Footage
1/4"	0.455	2,750	11,000	1.5	10 lbs.	250'
5/16"	0.562	2,500	10,000	1.75	16 lbs.	250'
3/8"	0.618	2,250	9,000	2	21 lbs.	250'



SAE 100R7 (Reduced OD) **No. RD7NC** NON-CONDUCTIVE THERMOPLASTIC HYDRAULIC HOSE

Applications: Medium Pressure Hydraulics, Industrial or Agricultural
Cover: Orange Non-Conductive Polyurethane, ANSI 92.2, Non-Perforated

Tube: Nylon

Reinforcement: Polyester Braid

Temperature: -40F to +212F (-40C to +100C)

Coupling Series: T Series pg B48

Hose I.D.	Hose O.D.	Working Pressure (Lbs.)	Min. Burst Pressure (Lbs.)	Min. Bend Radius (In.)	Weight Per Hundred Feet	Coil Footage
1/4"	0.455	2,750	11,000	1.5	5 lbs.	250'
5/16"	0.562	2,500	10,000	1.75	8 lbs.	250'
3/8"	0.618	2,250	9,000	2.0	10 lbs.	250'

RD7NC Meets ANSI spec 92.2.

www.couplamatic.com

BULK HOSE



SAE 100R7 (Reduced OD) No. RD7TLNC NON-CONDUCTIVE TWIN LINE THERMOPLASTIC HYDRAULIC HOSE

Applications: Medium Pressure Hydraulics, Industrial or Agricultural
Cover: Orange Non-Conductive Polyurethane, ANSI 92.2, Non-Perforated

Tube: Nylon

Reinforcement: Polyester Braid

Temperature: -40F to +212F (-40C to +100C)

Coupling Series: T Series pg B48

Cut lengths available in multiples of 50

Hose I.D.	Hose O.D.	Working Pressure (Lbs.)	Min. Burst Pressure (Lbs.)	Min. Bend Radius (In.)	Weight Per Hundred Feet	Coil Footage
1/4"	0.455	2,750	11,000	1.5	10 lbs.	250'
5/16"	0.562	2,500	10,000	1.75	16 lbs.	250'
3/8"	0.618	2,250	9,000	2	21 lbs.	250'

RD7TLNC Meets ANSI spec 92.2.



SAE 100R8 No. HS8 THERMOPLASTIC HYDRAULIC HOSE

Applications: High Pressure Hydraulics, Industrial or Agricultural

Cover: Black Polyurethane, Perforated

Tube: Nylon

Reinforcement: Aramid Braid

Temperature: -40F to +212F (-40C to +100C)

Coupling Series: 3 Series Thermoplastic pg D1

Hose I.D.	Hose O.D.	Working Pressure (Lbs.)	Min. Burst Pressure (Lbs.)	Min. Bend Radius (In.)	Weight Per Hundred Feet	Coil Footage
3/16"	0.433	5,000	20,000	1.5	5 lbs.	250'
1/4"	0.508	5,000	20,000	2	6 lbs.	250'
3/8"	0.650	4,000	16,000	2.5	8 lbs.	250'
1/2"	0.815	3,500	14,000	4	13 lbs.	250'

A
HOSE

B
VARL-CRIMP
COUPLINGS

C
GRIP CRIMP
COUPLINGS

D
3 SERIES
THERMOPLASTIC

E
QUICK
COUPLERS

F
REUSABLES,
PUSHON, ACCESS,

G
ADAPTERS

H
FABRICATION
EQUIPMENT

J
THREAID
TECHNICAL

www.couplamatic.com

BULK HOSE

A
HOSE



SAE 100R8 No. HS8NC NON-CONDUCTIVE THERMOPLASTIC HYDRAULIC HOSE

Applications: High Pressure Hydraulics, Industrial or Agricultural
Cover: Orange Non-Conductive Polyurethane, Non-Perforated

Tube: Nylon

Reinforcement: Aramid Braid

Temperature: -40F to +212F (-40C to +100C)

Coupling Series: 3 Series Thermoplastic pg D1

B
VAR-CRIMP
COUPLINGS

C
GRIP CRIMP
COUPLINGS

D
3 SERIES
THERMOPLASTIC

Hose I.D.	Hose O.D.	Working Pressure (Lbs.)	Min. Burst Pressure (Lbs.)	Min. Bend Radius (In.)	Weight Per Hundred Feet	Coil Footage
1/4"	0.508	5,000	20,000	2	6 lbs.	250'
3/8"	0.650	4,000	16,000	2.5	8 lbs.	250'
1/2"	0.815	3,500	14,000	4	13 lbs.	250'

E
QUICK
COUPLERS

F
REUSABLES,
PUSHON, ACCESS.



SAE 100R18 3000 PSI LOW TEMP No. R18 THERMOPLASTIC HYDRAULIC HOSE

Applications: Medium Pressure Hydraulics, Industrial or Agricultural, Cold Storage and Refrigerated Areas

Cover: Black Polyester Elastomer (Non-Stick), Perforated

Tube: Polyester Elastomer

Reinforcement: Polyester Braid

Temperature: -70F to +212F (-57C to +100C)

Coupling Series: 3 Series Thermoplastic pg D1

G
ADAPTERS

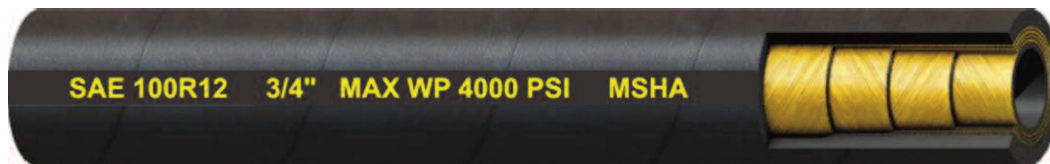
H
FABRICATION
EQUIPMENT

Hose I.D.	Hose O.D.	Working Pressure (Lbs.)	Min. Burst Pressure (Lbs.)	Min. Bend Radius (In.)	Weight Per Hundred Feet	Coil Footage
1/4"	0.470	3,000	12,000	1.25	6 lbs.	250'
3/8"	0.650	3,000	12,000	2.00	10 lbs.	250'

J
THREAD ID
TECHNICAL

www.couplamatic.com

BULK HOSE



A
HOSE

SAE 100R12 (Caterpillar) No. SP580 FOUR SPIRAL HIGH PRESSURE HYDRAULIC HOSE

Applications: High Pressure Hydraulics, Industrial or Agricultural
Cover: Abrasion and Flame Resistant Black Cover, MSHA approved
Reinforcement: 4 Spirals
Temperature: -40F to +250F (-40C to +121C)
Coupling Series: No Skive: GW Series pg B29, 4GC Series pg C20

B
VARI-CRIMP
COUPLINGS

C
GRIP CRIMP
COUPLINGS

D
3 SERIES
THERMOPLASTIC

E
QUICK
COUPLERS

F
REUSABLES,
PUSHON, ACCESS.

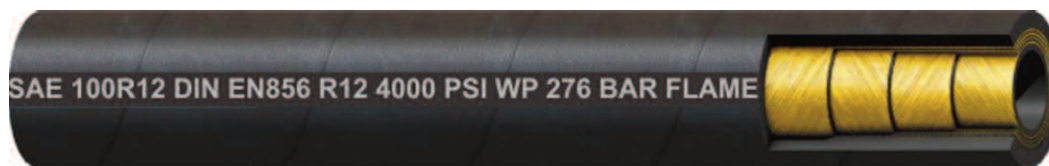
G
ADAPTERS

H
FABRICATION
EQUIPMENT

J
THREAID ID
TECHNICAL

www.couplamatic.com

Hose I.D.	Hose O.D.	Working Pressure (Lbs.)	Min. Burst Pressure (Lbs.)	Min. Bend Radius (In.)	Weight Per Hundred Feet	Coil Footage
1/2"	0.935	4,000	16,000	3.5	50 lbs.	50'
3/4"	1.210	4,000	16,000	4.75	81 lbs.	50'
1"	1.495	4,000	16,000	6	119 lbs.	50'
1-1/4"	1.850	3,000	12,000	8.25	155 lbs.	50'
1-1/2"	2.105	2,500	10,000	10	181 lbs.	50'
2"	2.626	2,500	10,000	12.5	256 lbs.	50'



SAE 100R12 No. RC12B FOUR SPIRAL HIGH PRESSURE IMPORT HYDRAULIC HOSE

Applications: High Pressure Hydraulics, Industrial or Agricultural
Cover: Abrasion and Flame Resistant Black Cover, MSHA Approved, Grey Layline
Reinforcement: 4 High Tensile Steel Spirals
Temperature: -40F to +250F (-40 to +121C)
Coupling Series: No Skive: GW Series pg B29, 4GC Series pg C20

J
THREAID ID
TECHNICAL

Hose I.D.	Hose O.D.	Working Pressure (Lbs.)	Min. Burst Pressure (Lbs.)	Min. Bend Radius (In.)	Weight Per Hundred Feet	Coil Footage
1/2"	0.937	4,000	16,000	3.5	56 lbs.	Bulk
3/4"	1.208	4,000	16,000	4.75	95 lbs.	Bulk
1"	1.496	4,000	16,000	6	131 lbs.	Bulk
1-1/4"	1.850	3,000	12,000	16.5	194 lbs.	Bulk
1-1/2"	2.106	2,500	10,000	20	229 lbs.	Bulk
2"	2.626	2,500	10,000	25	317 lbs.	Bulk

BULK HOSE

A
HOSE



B
VAR-CRIMP
COUPLINGS

DURA-HYD EX **SUPER** ABRASION RESISTANT SAE 100R12 No. DHEXR12 FOUR SPIRAL HIGH PRESSURE IMPORT HYDRAULIC HOSE

Applications: High Pressure Hydraulics, Industrial or Agricultural
Cover: Flame Resistant Bi-Layer, **SUPER** Abrasion Resistant, MSHA
Reinforcement: 4 High Tensile Steel Spirals
Temperature: -40F to +250F (-40 to +121C)
Coupling Series: No Skive: GW Series pg B29, 4GC Series pg C20

C
GRIP CRIMP
COUPLINGS

D
3 SERIES
THERMOPLASTIC

E
QUICK
COUPLERS

F
REUSABLES,
PUSHON, ACCESS.

G
ADAPTERS

H
FABRICATION
EQUIPMENT

J
THREAD ID
TECHNICAL

www.couplamatic.com

Hose I.D.	Hose O.D.	Working Pressure (Lbs.)	Min. Burst Pressure (Lbs.)	Min. Bend Radius (In.)	Weight Per Hundred Feet	Coil Footage
1/2"	0.937	4,000	16,000	3.5	56 lbs.	Bulk
3/4"	1.208	4,000	16,000	4.8	95 lbs.	Bulk
1"	1.496	4,000	16,000	6	131 lbs.	Bulk
1-1/4"	1.850	3,000	12,000	16.5	194 lbs.	Bulk
1-1/2"	2.106	2,500	10,000	20	229 lbs.	Bulk
2"	2.626	2,500	10,000	25	317 lbs.	Bulk

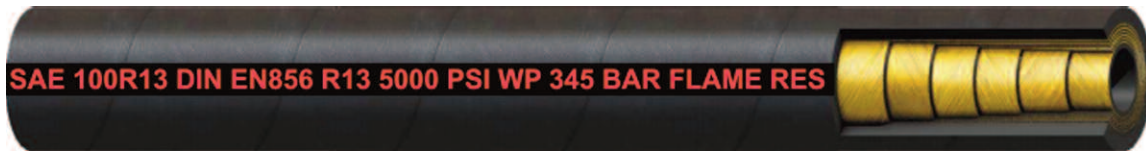


CS-FLEX 5 MEETS AND EXCEEDS SAE 100R12 No. CS-FLEX 5 FOUR SPIRAL HIGH PRESSURE IMPORT HYDRAULIC HOSE

Applications: High Pressure Hydraulics, Industrial or Agricultural
Cover: Abrasion and Flame Resistant Black Cover, MSHA Approved
Reinforcement: 4 High Tensile Steel Spirals
Temperature: -40F to +250F (-40C to +121C)
Coupling Series: No Skive: GW Series pg B29, 4GC Series pg C20, 4SH Series (1-1/4") pg C34
****Reduced Bend Radius and Higher Working Pressures****

Hose I.D.	Hose O.D.	Working Pressure (Lbs.)	Min. Burst Pressure (Lbs.)	Min. Bend Radius (In.)	Weight Per Hundred Feet	Coil Footage
1/2"	0.905	5,500	22,000	3.5	52	Bulk
3/4"	1.200	5,500	22,000	4.7	89	Bulk
1"	1.480	5,000	20,000	7	119	Bulk
1-1/4"	1.810	5,000	20,000	11	171	Bulk

BULK HOSE



A
HOSE

B
VARI-CRIMP
COUPLINGS

C
GRIP CRIMP
COUPLINGS

D
3 SERIES
THERMOPLASTIC

E
QUICK
COUPLERS

F
REUSABLES,
PUSHON, ACCESS.

G
ADAPTERS

H
FABRICATION
EQUIPMENT

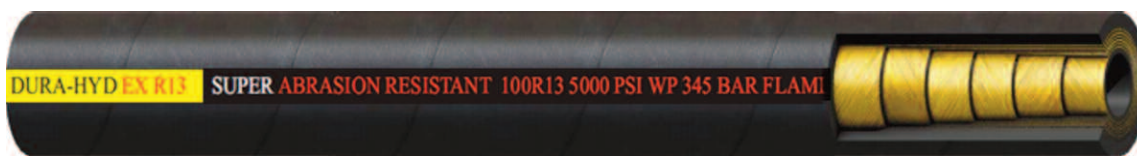
J
THREAD ID
TECHNICAL

www.couplamatic.com

SAE 100R13 No. RC13 MULTISPIRAL EXTRA HIGH PRESSURE IMPORT HYDRAULIC HOSE

Applications: Very High Pressure Hydraulics, Industrial or Agricultural
Cover: Abrasion and Flame Resistant Black Cover, MSHA Approved, Red Layline
Reinforcement: 4 or 6 High Tensile Steel Spirals
Temperature: -40F to +250F (-40C to +121C)
Couplings: Skive: SX Series pg B39, No Skive: 6GC Series pg C28

Hose I.D.	Hose O.D.	Working Pressure (Lbs.)	Min. Burst Pressure (Lbs.)	Min. Bend Radius (In.)	Weight Per Hundred Feet	Coil Footage
3/4"	1.260	5,000	20,000	9.5	121 lbs.	Bulk
1"	1.515	5,000	20,000	12	153 lbs.	Bulk
1-1/4"	1.940	5,000	20,000	16.5	288 lbs.	Bulk
1-1/2"	2.255	5,000	20,000	20	361 lbs.	Bulk
2"	2.820	5,000	20,000	25	471 lbs.	Bulk



DURA-HYD EX SUPER ABRASION RESISTANT SAE 100R13 No. DHEXR13 MULTISPIRAL EXTRA HIGH PRESSURE IMPORT HYDRAULIC HOSE

Applications: Very High Pressure Hydraulics, Industrial or Agricultural
Cover: Flame Resistant Bi-Layer, SUPER Abrasion Resistant, MSHA
Reinforcement: 4 or 6 High Tensile Steel Spirals
Temperature: -40F to +250F (-40C to +121C)
Couplings: Skive: SX Series pg B39, No Skive: 6GC Series pg C28

Hose I.D.	Hose O.D.	Working Pressure (Lbs.)	Min. Burst Pressure (Lbs.)	Min. Bend Radius (In.)	Weight Per Hundred Feet	Coil Footage
3/4"	1.260	5,000	20,000	9.5	121 lbs.	Bulk
1"	1.515	5,000	20,000	12	153 lbs.	Bulk
1-1/4"	1.940	5,000	20,000	16.5	288 lbs.	Bulk
1-1/2"	2.255	5,000	20,000	20	361 lbs.	Bulk
2"	2.820	5,000	20,000	25	471 lbs.	Bulk

BULK HOSE

A
HOSE



B
VAR-CRIMP
COUPLINGS

CS-FLEX 6 MEETS AND EXCEEDS SAE 100R15 **No. CS-FLEX 6** FOUR SPIRAL HIGH PRESSURE IMPORT HYDRAULIC HOSE

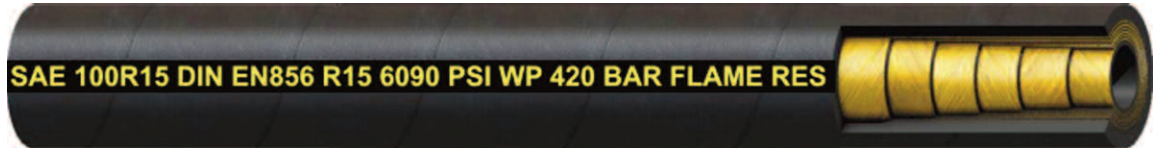
Applications: High Pressure Hydraulics, Industrial or Agricultural
Cover: Abrasion and Flame Resistant Black Cover, MSHA Approved
Reinforcement: 4 High Tensile Steel Spirals
Temperature: -40F to +250F (-40C to +121C)
Coupling Series: No Skive: GW Series pg B29, 4GC Series pg C20
****Reduced Bend Radius and Higher Working Pressures****

C
GRIP CRIMP
COUPLINGS

D
3 SERIES
THERMOPLASTIC

Hose I.D.	Hose O.D.	Working Pressure (Lbs.)	Min. Burst Pressure (Lbs.)	Min. Bend Radius (In.)	Weight Per Hundred Feet	Coil Footage
1/2"	0.900	6,090	24,360	3.6	53	Bulk
3/4"	1.210	6,090	24,360	4.7	98	Bulk
1"	1.475	6,090	24,360	7.0	130	Bulk

E
QUICK
COUPLERS



F
REUSABLES,
PUSHON, ACCESS.

SAE 100R15 **No. RC15** MULTISPIRAL EXTREME PRESSURE IMPORT HYDRAULIC HOSE

Applications: Very High Pressure Hydraulics, Industrial or Agricultural
Cover: Abrasion and Flame Resistant Black Cover, MSHA Approved, Yellow Layline
Reinforcement: 4 or 6 High Tensile Steel Spirals
Temperature: -40F to +250F (-40C to +121C)
Coupling Series: No Skive: 6GC Series pg C28

G
ADAPTERS

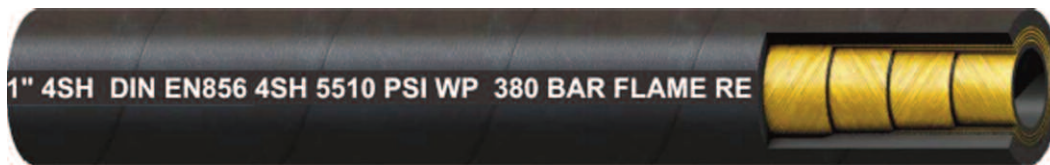
H
FABRICATION
EQUIPMENT

Hose I.D.	Hose O.D.	Working Pressure (Lbs.)	Min. Burst Pressure (Lbs.)	Min. Bend Radius (In.)	Weight Per Hundred Feet	Coil Footage
3/4"	1.260	6,090	24,360	10.5	114 lbs.	Bulk
1"	1.515	6,090	24,360	13	153 lbs.	Bulk
1-1/4"	1.940	6,090	24,360	17.5	288 lbs.	Bulk
1-1/2"	2.255	6,090	24,360	21	360 lbs.	Bulk

J
THREAD ID
TECHNICAL

www.couplamatic.com

BULK HOSE



A
HOSE

4SH (EN856) No. 4SH FOUR SPIRAL EXTRA HIGH PRESSURE IMPORT HYDRAULIC HOSE

Applications: Very High Pressure Hydraulics, Industrial or Agricultural
Cover: Abrasion and Flame Resistant Black Cover, MSHA Approved, White Layline

Reinforcement: 4 High Tensile Steel Spirals

Temperature: -40F to +212F (-40C to +100C)

Coupling Series: No Skive: 6GC Series (5/8, 3/4, & 1) pg C28, 4SH Series (1-1/4-2) pg C34

B
VARI-CRIMP
COUPLINGS

C
GRIP CRIMP
COUPLINGS

D
3 SERIES
THERMOPLASTIC

E
QUICK
COUPLERS

F
REUSABLES,
PUSHON, ACCESS.

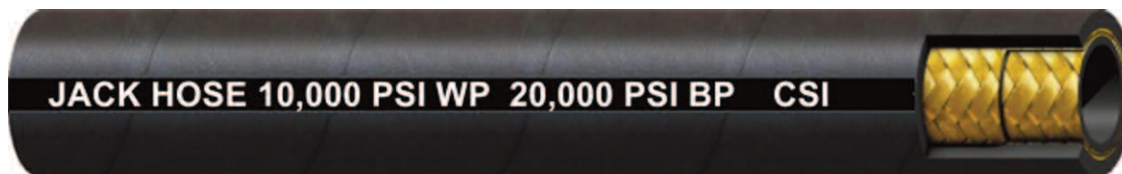
G
ADAPTERS

H
FABRICATION
EQUIPMENT

J
THREAD ID
TECHNICAL

www.couplamatic.com

Hose I.D.	Hose O.D.	Working Pressure (Lbs.)	Min. Burst Pressure (Lbs.)	Min. Bend Radius (In.)	Weight Per Hundred Feet	Coil Footage
5/8"	1.130	6,090	24,360	9.5	97 lbs.	Bulk
3/4"	1.268	6,090	24,360	11	112 lbs.	Bulk
1"	1.523	5,510	22,040	13.5	131 lbs.	Bulk
1-1/4"	1.791	5,075	20,300	18	181 lbs.	Bulk
1-1/2"	2.085	4,205	16,820	22	241 lbs.	Bulk
2"	2.660	3,625	14,500	27.5	333 lbs.	Bulk



HYDRAULIC JACK HOSE No. JH2 2-WIRE HYDRAULIC HOSE Two Wire Braid

Applications: High Pressure Hydraulic Jacking Applications

Cover: Abrasion and Flame Resistant Cover

Reinforcement: Two Wire Braids - 2:1 Design Factor

Temperature: -40F to +212F (-40C to +100C)

Coupling Series: Grip Crimp (NPTF Male Solid Only) pg C1, A Series (NPTF Male Solid Only) pg B18

Spring Guards pg F6 and **Warning Labels** pg F7

Hose I.D.	Hose O.D.	Working Pressure (Lbs.)	Min. Burst Pressure (Lbs.)	Min. Bend Radius (In.)	Weight Per Hundred Feet	Reel Footage
1/4"	0.593	10,000	20,000	3.2	24 lbs.	500'
3/8"	0.750	10,000	20,000	3.8	34 lbs.	400'

BULK HOSE

A
HOSE



B
VAR-CRIMP
COUPLINGS

C
GRIP CRIMP
COUPLINGS

D
3 SERIES
THERMOPLASTIC

**1-WIRE PRESSURE WASH HOSE
IMPORT THIN COVER ONE WIRE BRAID**
Applications: Medium Pressure, Pressure Wash
Cover: **Blue** Smooth, Non-Marking, Abrasion and Weather Resistant (**PW4000BLU**)
Grey Smooth, Non-Marking, Abrasion and Weather Resistant (3/8" Only) (**PW4000GRY**)
Black Smooth, Abrasion and Weather Resistant (**PW4000**)
Reinforcement: One Wire Braid
Temperature: -40F to +250F (-40C to +121C)
Coupling Series: Grip Crimp Pressure Wash Bite to the Wire pg C19, A Series pg B18, Grip-Crimp pg C1
Pressure Wash Grips pg F7 **Pressure Wash Quick Couplers** pg E10

E
QUICK
COUPLERS

Hose I.D.	Hose O.D.	Working Pressure (Lbs.)	Min. Burst Pressure (Lbs.)	Min. Bend Radius (In.)	Weight Per Hundred Feet	Reel Footage
1/4"	0.480	4,000	14,500	3	12 lbs.	600'
3/8"	0.610	4,000	14,500	4	18 lbs.	600'

F
REUSABLES,
PUSHON, ACCESS.



G
ADAPTERS

H
FABRICATION
EQUIPMENT

**2-WIRE PRESSURE WASH HOSE
IMPORT THIN COVER TWO WIRE BRAID**
Applications: High Pressure, Pressure Wash Hose
Cover: **Blue** Smooth, Non-Marking, Abrasion and Weather Resistant (**PW6000BLU**)
Black Smooth, Abrasion and Weather Resistant (**PW6000**)
Reinforcement: Two Wire Braids
Temperature: -40F to +250F (-40C to +121C)
Coupling Series: Grip Crimp Pressure Wash Bite to the Wire pg C19, A Series pg B18, Grip-Crimp pg C1
Pressure Wash Grips pg F7 **Pressure Wash Quick Couplers** pg E10

J
THREAD ID
TECHNICAL

Hose I.D.	Hose O.D.	Working Pressure (Lbs.)	Min. Burst Pressure (Lbs.)	Min. Bend Radius (In.)	Weight Per Hundred Feet	Reel Footage
3/8"	0.675	6,000	23,200	4	29 lbs.	600'

www.couplamatic.com

BULK HOSE



PRESSURE WASH HOSE ASSEMBLIES IMPORT THIN COVER

Applications: Medium or High Pressure, Pressure Wash Hose
Cover: **Blue** Smooth, Non-Marking, Abrasion and Weather Resistant or
Black Smooth, Abrasion and Weather Resistant
Reinforcement: One or Two Wire Braids
Temperature: -40F to +250F (-40C to +121C)

Hose I.D.	Working Pressure	Assembly Length	Coupling # 1	Coupling # 2	Blue Part #	Black Part#
1/4"	4000 psi	50'	1/4" NPTF	1/4" NPTF Swivel	PW4450BLU	PW4450
1/4"	4000 psi	100'	1/4" NPTF	1/4" NPTF Swivel	PW44100BLU	PW44100
3/8"	4000 psi	50'	3/8" NPTF	3/8" NPTF Swivel	PW6450BLU	PW6450
3/8"	4000 psi	100'	3/8" NPTF	3/8" NPTF Swivel	PW64100BLU	PW64100
3/8"	6000 psi	50'	3/8" NPTF	3/8" NPTF Swivel	PW6650BLU	PW6650
3/8"	6000 psi	100'	3/8" NPTF	3/8" NPTF Swivel	PW66100BLU	PW66100



SAE 100R14 No. TR14 PTFE HYDRAULIC HOSE

Applications: Fuel, Lubricant, Steam, Hydraulic, & Compressed Gas
Cover: 304 Stainless Braid
Reinforcement: One (3/16"-3/4") or Two (1") Stainless Braids
Temperature: -65F to +400F (-54C to +204C), -100F to +500F (-73C to +260 C) Intermittent
Coupling Series: T Series pg B48

Hose I.D.	Hose O.D.	Working Pressure (Lbs.)	Min. Burst Pressure (Lbs.)	Min. Bend Radius (In.)	Weight Per Hundred Feet	Coil Footage
3/16"	.312	3000	12000	2.0	5 lbs	Bulk
1/4"	.375	3000	12000	3.0	7 lbs	Bulk
5/16"	.445	2500	10000	4.0	11 lbs	Bulk
3/8"	.503	2250	9000	4.5	12 lbs	Bulk
1/2"	.648	1500	6000	6.5	15 lbs	Bulk
3/4"	.886	1100	4400	8.2	20 lbs	Bulk
1"	1.135	900	3600	10.0	30 lbs	Bulk

Working pressure and Burst Pressure rated at room temperature.

A
HOSE

B
VARL-CRIMP
COUPLINGS

C
GRIP CRIMP
COUPLINGS

D
3 SERIES
THERMOPLASTIC

E
QUICK
COUPLERS

F
REUSABLES,
PUSHON, ACCESS.

G
ADAPTERS

H
FABRICATION
EQUIPMENT

J
THREAD ID
TECHNICAL

www.couplamatic.com

BULK HOSE

A
HOSE



B
VAR-CRIMP
COUPLINGS

HYDRAULIC RETURN LINE HOSE No. 3284H

Applications: Hydraulic Return Line

Cover: Rubber (Red)

Reinforcement: Two Fiber Braid

Temperature: -40F to +200F (-40 to +96C)

Coupling Series: Band Stems pg F5

Cut lengths available

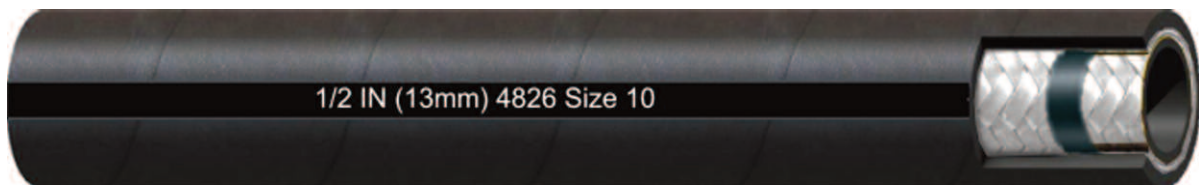
C
GRIP CRIMP
COUPLINGS

D
3 SERIES
THERMOPLASTIC

Hose I.D.	Hose O.D.	Working Pressure (Lbs.)	Min. Burst Pressure (Lbs.)	Min. Bend Radius (In.)	Weight Per Hundred Feet	Reel Footage
1/2"	0.875	300	---	7.5	24 lbs.	500'
3/4"	1.156	300	---	11.5	41 lbs.	500'
1"	1.437	300	---	14	62 lbs.	450'
1-1/4"	1.781	250	---	18.5	84 lbs.	400'
1-1/2"	2.031	250	---	22	104 lbs.	300'

E
QUICK
COUPLERS

F
REUSABLE,
PUSHON, ACCESS.



G
ADAPTERS

REFRIGERANT HOSE R12 & R134A COMPATIBLE No. F204

Applications: Air Conditioning, Refrigerant

Cover: Rubber

Reinforcement: Two Fiber Braid, Internal Nylon Barrier

Temperature: -22F to +257F (-30C to +125C)

Cut lengths available

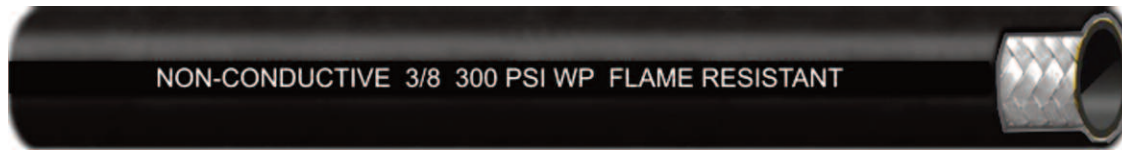
H
FABRICATION
EQUIPMENT

Hose I.D.	Hose O.D.	Working Pressure (Lbs.)	Min. Burst Pressure (Lbs.)	Min. Bend Radius (In.)	Weight Per Hundred Feet	Reel Footage
5/16" (#6)	0.750	500	2,000	4	20 lbs.	825'
13/32" (#8)	0.910	500	2,000	5	28 lbs.	725'
1/2" (#10)	1.000	500	2,000	5	33 lbs.	700'
5/8" (#12)	1.130	350	1,750	6	38 lbs.	525'

J
THREAD ID
TECHNICAL

www.couplamatic.com

BULK HOSE



A
HOSE

B
VARI-CRIMP
COUPLINGS

C
GRIP CRIMP
COUPLINGS

D
3 SERIES
THERMOPLASTIC

E
QUICK
COUPLERS

F
REUSABLES,
PUSH-ON, ACCESS.

G
ADAPTERS

H
FABRICATION
EQUIPMENT

J
THREAD ID
TECHNICAL

www.couplamatic.com

RUBBER COVERED PUSH-ON HOSE No. 025H

Applications: Low Pressure
Cover: Black Oil Resistant Rubber
Reinforcement: One Fiber Braid
Temperature: -40 to +190F (-40 to +88C)
Coupling Series: Brass Push-On Couplings pg F4
 Cut lengths available. 100' minimum

Hose I.D.	Hose O.D.	Working Pressure (Lbs.)	Min. Burst Pressure (Lbs.)	Min. Bend Radius (In.)	Weight Per Hundred Feet	Coil Footage
1/4"	0.500	300	1,200	2.5	9 lbs.	500'
3/8"	0.640	300	1,200	3	11 lbs.	500'
1/2"	0.750	300	1,200	5	13 lbs.	500'
5/8"	0.910	300	1,200	6	19 lbs.	500'
3/4"	1.031	300	1,200	7	21 lbs.	500'



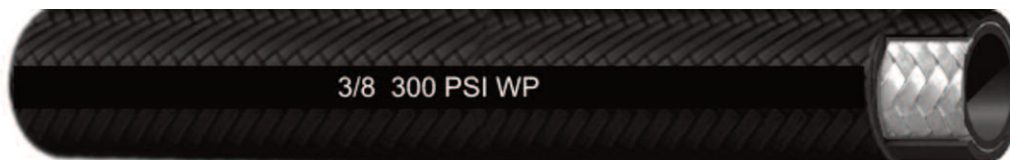
BLUE RUBBER COVERED PUSH-ON HOSE No. 024H

Applications: Low Pressure
Cover: Blue Oil Resistant Rubber
Reinforcement: One Fiber Braid
Temperature: -40 to +190F (-40 to +88C)
Coupling Series: Brass Push-On Couplings pg F4
 Cut lengths available. 100' minimum

Hose I.D.	Hose O.D.	Working Pressure (Lbs.)	Min. Burst Pressure (Lbs.)	Min. Bend Radius (In.)	Weight Per Hundred Feet	Coil Footage
1/4"	0.500	300	1,200	2.5	9 lbs.	500'
3/8"	0.640	300	1,200	3	11 lbs.	500'
1/2"	0.750	300	1,200	5	13 lbs.	500'
5/8"	0.910	300	1,200	6	19 lbs.	500'
3/4"	1.031	300	1,200	7	21 lbs.	500'

BULK HOSE

A
HOSE



B
VAR-CRIMP
COUPLINGS

TEXTILE COVERED PUSH-ON HOSE No. 026H

Applications: Low Pressure

Cover: Oil and Mildew Resistant Textile

Reinforcement: One Fiber Braid

Temperature: -40 to +200F (-40 to +96C)

Coupling Series: Brass Push-On Couplings pg F4

Cut lengths available. 100' minimum

C
GRIP CRIMP
COUPLINGS

D
3 SERIES
THERMOPLASTIC

Hose I.D.	Hose O.D.	Working Pressure (Lbs.)	Min. Burst Pressure (Lbs.)	Min. Bend Radius (In.)	Weight Per Hundred Feet	Reel Footage
1/4"	0.500	300	1,200	2.5	7 lbs.	500'
3/8"	0.640	300	1,200	3	10 lbs.	500'
1/2"	0.750	300	1,200	5	12 lbs.	500'
5/8"	0.910	300	1,200	6	19 lbs.	500'
3/4"	1.031	300	1,200	7	21 lbs.	500'

E
QUICK
COUPLERS

F
REUSABLES
PUSH-ON, ACCESS.



AIR BRAKE HOSE SAE J1402 TYPE A DOT FMVSS 106 No. J1402A

Applications: Air Brake

Cover: Rubber

Reinforcement: 4 Spiral Polyester

Temperature: -40 to +200F (-40 to +96C)

Cut lengths available. 100' minimum

G
ADAPTERS

H
FABRICATION
EQUIPMENT

Hose I.D.	Hose O.D.	Working Pressure (Lbs.)	Min. Burst Pressure (Lbs.)	Min. Bend Radius (In.)	Weight Per Hundred Feet	Reel Footage
3/8"	0.750	225	900	3.5	20 lbs.	500'

J
THREAD ID
TECHNICAL

www.couplamatic.com

COUPLING INDEX

Vari-Crimp Couplings	B-1
Compression Style Crimp Couplings for 100R1AT, 100R2AT, 1SN, 2SN, R16, R17, 100R3, & 100R4	
A Series Bite to the Wire Couplings	B-18
No Skive Bite to the Wire Couplings for 100R1AT, 100R2AT, 1SN, 2SN, R16, 2SC, R17, 2SK, & Jack Hose	
GW Series Bite to the Wire Couplings	B-29
No Skive Bite to the Wire Couplings for 100R12, CS-FLEX 5, 2SN, R17, & 100R4	
SX Series Couplings	B-39
Skive type couplings for 100R13	
R5 Series Couplings	B-44
Crimp Couplings for 100R5 and HTR5	
T Series Couplings	B-48
Straight or Bubble Crimp Couplings for 100R14 PTFE hose, & Reduced OD 100R7 hoses.	
Grip Crimp Bite to the Wire Couplings	C-1
No Skive Bite to the Wire Couplings for 100R1AT, 100R2AT, 1SN, 2SN, R16, 2SC, R17, 2SK, & Jack Hose	
316 Stainless Steel Grip Crimp BTW Couplings	C-17
316 Stainless Steel No Skive Bite to the Wire Couplings for 100R1AT, 100R2AT, 1SN, 2SN, R16, 2SC, R17, 2SK, & Jack Hose	
Grip Crimp BTW Pressure Wash Couplings	C-19
No Skive Bite to the Wire Couplings for Pressure Wash Hose	
Grip Crimp 4GC Series BTW Couplings	C-20
No Skive Bite to the Wire Couplings for 100R12	
Grip Crimp 6GC Series BTW Couplings	C-28
No Skive Bite to the Wire Couplings for 100R13, 100R15, and 4SH	
Grip Crimp 4SH Series BTW Couplings	C-34
No Skive Bite to the Wire Couplings for 4SH	
3 Series Thermoplastic Couplings	D-1
Crimp or Swage Couplings for 100R7, 100R18, & 100R18	

A
HOSE

B
VARI-CRIMP
COUPLINGS

C
GRIP CRIMP
COUPLINGS

D
3 SERIES
THERMOPLASTIC

E
QUICK
COUPLERS

F
REUSABLES,
PUSHON, ACCESS.

G
ADAPTERS

H
FABRICATION
EQUIPMENT

J
THREAD ID
TECHNICAL

www.couplamatic.com

VARI-CRIMP COUPLINGS

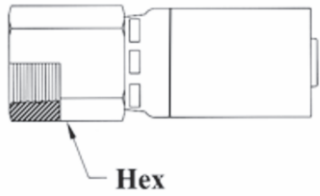
Hydraulic Hose ends for 100R1 thin cover (57 MB-1,56MB-1), 100R2 thin cover (57 MB-2, 56MB-2), 2SN (1/4-5/8), HY-PLUS I (HPI), & III (HPIII), 100R16/2SC (1/4-5/8) (R16), Dura-Hyd R16 (1/4-5/8) (DH16), Dura-Hyd EX R16 (1/4-5/8) (DHEX16), 100R17 (1/4-3/4) (R17 & R17R), Dura-Hyd R17 (1/4-3/4) (DH17 & WDH17), 100R3 (3319A), and 100R4 (104MB) hose. For 1-1/2" and 2" 100R2 Thin Cover (56MB-2) see Bite to Wire GW Spiral Hose Couplings on page B27. The Vari-Crimp coupling is compatible with virtually all Crimp Machines. Trivalent Zinc Plating.

HOSE A	VARI-CRIMP		NPTF - Male Solid			Part No.	Previous Part Number		
	Hose I.D.	Pipe Size	Thread Size	Hex Size	Hex Size				
B VARI-CRIMP COUPLINGS	1/4"	1/8"	1/8-27	9/16"	9/16"	CS01-4X2	400V		
	1/4"	1/4"	1/4-18	9/16"	9/16"	CS01-4X4	403V		
	1/4"	3/8"	3/8-18	11/16"	11/16"	CS01-4X6	415V		
	1/4"	1/2"	1/2-14	7/8"	7/8"	CS01-4X8	439V		
	3/8"	1/4"	1/4-18	3/4"	3/4"	CS01-6X4	600V		
	3/8"	3/8"	3/8-18	3/4"	3/4"	CS01-6X6	603V		
	3/8"	3/8"	3/8-18 LN	3/4"	3/4"	CS01-6X6LN	603VLN		
	3/8"	1/2"	1/2-14	7/8"	7/8"	CS01-6X8	615V		
	1/2"	1/4"	1/4-18	7/8"	7/8"	CS01-8X4	866V		
	1/2"	3/8"	3/8-18	7/8"	7/8"	CS01-8X6	800V		
	1/2"	1/2"	1/2-14	7/8"	7/8"	CS01-8X8	803V		
	1/2"	3/4"	3/4-14	1-1/8"	1-1/8"	CS01-8X12	854V		
	5/8"	1/2"	1/2-14	15/16"	15/16"	CS01-10X8	1000V		
	5/8"	3/4"	3/4-14	1-1/8"	1-1/8"	CS01-10X12	1003V		
	3/4"	1/2"	1/2-14	1-1/8"	1-1/8"	CS01-12X8	1200V		
	3/4"	3/4"	3/4-14	1-1/8"	1-1/8"	CS01-12X12	1203V		
3/4"	1"	1-11 1/2	1-3/8"	1-3/8"	CS01-12X16	1254V			
1"	3/4"	3/4-14	1-3/8"	1-3/8"	CS01-16X12	1603V			
1"	1"	1-11 1/2	1-3/8"	1-3/8"	CS01-16X16	1600V			
1"	1"	1-11 1/2	1-3/8"	1-3/8"	CS01-16X16BR*	NA			
1-1/4"	1-1/4"	1 1/4-11 1/2	1-11/16"	1-11/16"	CS01-20X20	2000V			
*BR - Brass Stem									
C GRIP CRIMP COUPLINGS	VARI-CRIMP		NPTF - Male Swivel			Part No.	Previous Part Number		
	Hose I.D.	Pipe Size	Thread Size	Hex Size	Nut Hex				
	D 3 SERIES THERMOPLASTIC	1/4"	1/8"	1/8-27	9/16"	5/8"	CS04-4X2	462V	
		1/4"	1/4"	1/4-18	9/16"	5/8"	CS04-4X4	406V	
		1/4"	3/8"	3/8-18	11/16"	3/4"	CS04-4X6	466V	
		3/8"	1/4"	1/4-18	11/16"	3/4"	CS04-6X4	666V	
		3/8"	3/8"	3/8-18	11/16"	3/4"	CS04-6X6	609V	
		3/8"	1/2"	1/2-14	3/4"	7/8"	CS04-6X8	651V	
		1/2"	3/8"	3/8-18	13/16"	3/4"	CS04-8X6	857V	
		1/2"	1/2"	1/2-14	13/16"	7/8"	CS04-8X8	809V	
		3/4"	3/4"	3/4-14	1-1/8"	1-1/4"	CS04-12X12	1209V	
		1"	1"	1-11 1/2	1-3/8"	1-3/8"	CS04-16X16	1609V	
		Swivel for installation purposes only. Leakage may occur at low pressure.							
		E QUICK COUPLERS	VARI-CRIMP		NPTF - Male Swivel 90°			Part No.	Previous Part Number
			Hose I.D.	Pipe Size	Thread Size	Nut Hex			
			F REUSABLES PUSH-ON ACCESS.	1/4"	1/4"	1/4-18	5/8"	CS14-4X4	4206V
3/8"				3/8"	3/8-18	3/4"	CS14-6X6	6209V	
3/8"				1/2"	1/2-14	7/8"	CS14-6X8	6251V	
1/2"	1/2"			1/2-14	7/8"	CS14-8X8	8209V		
3/4"	3/4"	3/4-14		1-1/4"	CS14-12X12	12209V			
1"	1"	1-11 1/2		1-3/8"	CS14-16X16	16209V			
Swivel for installation purposes only. Leakage may occur at low pressure.									
G ADAPTERS	VARI-CRIMP		NPTF - Male Swivel 90°			Part No.	Previous Part Number		
	Hose I.D.	Pipe Size	Thread Size	Nut Hex					
	H FABRICATION EQUIPMENT	1/4"	1/4"	1/4-18	5/8"	CS14-4X4	4206V		
		3/8"	3/8"	3/8-18	3/4"	CS14-6X6	6209V		
		3/8"	1/2"	1/2-14	7/8"	CS14-6X8	6251V		
		1/2"	1/2"	1/2-14	7/8"	CS14-8X8	8209V		
3/4"		3/4"	3/4-14	1-1/4"	CS14-12X12	12209V			
1"		1"	1-11 1/2	1-3/8"	CS14-16X16	16209V			
Swivel for installation purposes only. Leakage may occur at low pressure.									
I THREAD ID TECHNICAL	VARI-CRIMP		NPTF - Male Swivel 90°			Part No.	Previous Part Number		
	Hose I.D.	Pipe Size	Thread Size	Nut Hex					
	J WWW.COUPMAT.COM	1/4"	1/4"	1/4-18	5/8"	CS14-4X4	4206V		
		3/8"	3/8"	3/8-18	3/4"	CS14-6X6	6209V		
		3/8"	1/2"	1/2-14	7/8"	CS14-6X8	6251V		
		1/2"	1/2"	1/2-14	7/8"	CS14-8X8	8209V		
3/4"		3/4"	3/4-14	1-1/4"	CS14-12X12	12209V			
1"		1"	1-11 1/2	1-3/8"	CS14-16X16	16209V			
Swivel for installation purposes only. Leakage may occur at low pressure.									

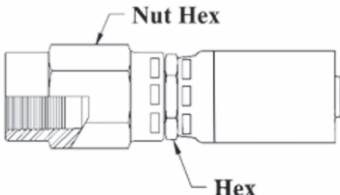
VARI-CRIMP COUPLINGS

Hydraulic Hose ends for 100R1 thin cover (57 MB-1, 56MB-1), 100R2 thin cover (57 MB-2, 56MB-2), 2SN (1/4-5/8), HY-PLUS I (HPI), & III (HPIII), 100R16/2SC (1/4-5/8) (R16), Dura-Hyd R16 (1/4-5/8) (DH16), Dura-Hyd EX R16 (1/4-5/8) (DHEX16), 100R17 (1/4-3/4) (R17 & R17R), Dura-Hyd R17 (1/4-3/4) (DH17 & WDH17), 100R3 (3319A), and 100R4 (104MB) hose. For 1-1/2" and 2" 100R2 Thin Cover (56MB-2) see Bite to Wire GW Spiral Hose Couplings on page B27. The Vari-Crimp coupling is compatible with virtually all Crimp Machines. Trivalent Zinc Plating.

VARI-CRIMP NPTF - Female Solid

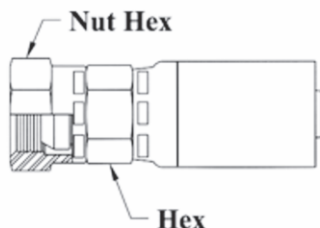
	Hose I.D.	Pipe Size	Thread Size	Hex Size	Part No.	Previous Part Number
 <p>Hex</p>	1/4"	1/8"	1/8-27	5/8"	CS02-4X2	436V
	1/4"	1/4"	1/4-18	3/4"	CS02-4X4	412V
	3/8"	1/4"	1/4-18	3/4"	CS02-6X4	663V
	3/8"	3/8"	3/8-18	7/8"	CS02-6X6	612V
	3/8"	1/2"	1/2-14	1"	CS02-6X8	688V
	1/2"	1/2"	1/2-14	1"	CS02-8X8	812V
	3/4"	3/4"	3/4-14	1-1/4"	CS02-12X12	1212V

VARI-CRIMP NPTF - Female Swivel

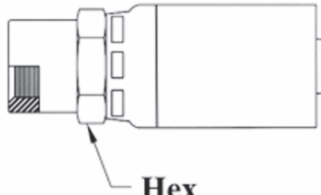
	Hose I.D.	Pipe Size	Thread Size	Hex Size	Nut Hex	Part No.	Previous Part Number
 <p>Nut Hex</p> <p>Hex</p>	1/4"	1/4"	1/4-18	5/8"	3/4"	CS16-4X4	484V
	3/8"	3/8"	3/8-18	11/16"	7/8"	CS16-6X6	684V
	1/2"	1/2"	1/2-14	7/8"	1"	CS16-8X8	884V
	3/4"	3/4"	3/4-14	1-1/8"	1-1/4"	CS16-12X12	1284V

Swivel for installation purposes only. Leakage may occur at low pressure.

VARI-CRIMP NPSM - Female Swivel

	Hose I.D.	Pipe Size	Thread Size	Hex Size	Nut Hex	Part No.	Previous Part Number
 <p>Nut Hex</p> <p>Hex</p>	1/4"	1/4"	1/4-18	9/16"	11/16"	CS05-4X4	409V
	3/8"	3/8"	3/8-18	11/16"	7/8"	CS05-6X6	606V
	3/8"	1/2"	1/2-14	3/4"	1"	CS05-6X8	648V
	1/2"	1/2"	1/2-14	7/8"	1"	CS05-8X8	806V
	3/4"	3/4"	3/4-14	1-1/8"	1-1/4"	CS05-12X12	1206V
	1"	1"	1-11 1/2	1-3/8"	1-1/2"	CS05-16X16	1606V
	1-1/4"	1-1/4"	1 1/4-11 1/2	1-11/16"	1-7/8"	CS05-20X20	2008V

VARI-CRIMP 1/2-27 Grease Tap - Female

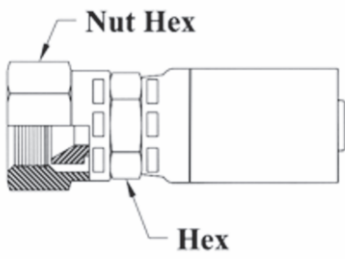
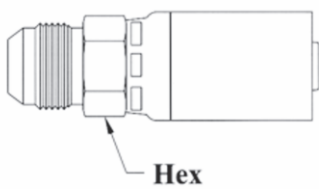
	Hose I.D.	Thread Size	Hex Size	Part No.	Previous Part Number
 <p>Hex</p>	1/4"	1/2-27	3/4"	CS03-4X8	445V
	3/8"	1/2-27	3/4"	CS03-6X8	660V

A HOSE
B VARI-CRIMP COUPLINGS
C GRIP CRIMP COUPLINGS
D 3 SERIES THERMOPLASTIC
E QUICK COUPLERS
F REUSABLES, PUSHON, ACCESS.
G ADAPTERS
H FABRICATION EQUIPMENT
J THREAD ID TECHNICAL
WWW.COUPPLAMATIC.COM

VARI-CRIMP COUPLINGS

Hydraulic Hose ends for 100R1 thin cover (57 MB-1,56MB-1), 100R2 thin cover (57 MB-2, 56MB-2), 2SN (1/4-5/8), HY-PLUS I (HPI), & III (HPIII), 100R16/2SC (1/4-5/8) (R16), Dura-Hyd R16 (1/4-5/8) (DH16), Dura-Hyd EX R16 (1/4-5/8) (DHEX16), 100R17 (1/4-3/4) (R17 & R17R), Dura-Hyd R17 (1/4-3/4) (DH17 & WDH17), 100R3 (3319A), and 100R4 (104MB) hose. For 1-1/2" and 2" 100R2 Thin Cover (56MB-2) see Bite to Wire GW Spiral Hose Couplings on page B27. The Vari-Crimp coupling is compatible with virtually all Crimp Machines. Trivalent Zinc Plating.

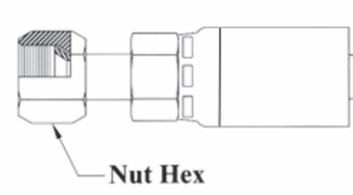
HOSE A	VARI-CRIMP		JIC 37° - Male Solid				Part No.	Previous Part Number
	Hose I.D.	Thread Size	Tube OD	Hex Size	Hex			
VARI-CRIMP COUPLINGS B	1/4"	7/16x20	1/4"	9/16"	CS08-4X4	418V		
	1/4"	1/2x20	5/16"	9/16"	CS08-4X5	421V		
	1/4"	9/16x18	3/8"	5/8"	CS08-4X6	430V		
	3/8"	9/16x18	3/8"	11/16"	CS08-6X6	618V		
	3/8"	3/4x16	1/2"	3/4"	CS08-6X8	621V		
	3/8"	7/8x14	5/8"	7/8"	CS08-6X10	669V		
	1/2"	3/4x16	1/2"	7/8"	CS08-8X8	815V		
	1/2"	7/8x14	5/8"	7/8"	CS08-8X10	818V		
	1/2"	1-1/16x12	3/4"	1-1/8"	CS08-8X12	848V		
	5/8"	3/4x16	1/2"	15/16"	CS08-10X8	1012V		
	5/8"	7/8x14	5/8"	15/16"	CS08-10X10	1018V		
	5/8"	1-1/16x12	3/4"	1-1/8"	CS08-10X12	1015V		
	3/4"	7/8x14	5/8"	1-1/8"	CS08-12X10	1218V		
	3/4"	1-1/16x12	3/4"	1-1/8"	CS08-12X12	1215V		
	3/4"	1-3/16x12	7/8"	1-3/8"	CS08-12X14	1260V		
	3/4"	1-5/16x12	1"	1-3/8"	CS08-12X16	1233V		
GRIP CRIMP COUPLINGS C	1"	1-3/16x12	7/8"	1-3/8"	CS08-16X14	1615V		
	1"	1-5/16x12	1"	1-3/8"	CS08-16X16	1612V		
	1-1/4"	1-5/8x12	1-1/4"	1-11/16"	CS08-20X20	2015V		
3 SERIES THERMOPLASTIC D								
	QUICK COUPLERS E							
REUSABLES PUSH-ON ACCESS. F								
	ADAPTERS G							
FABRICATION EQUIPMENT H								
	THREAD ID TECHNICAL J							
WWW.COUPLAMATIC.COM K								



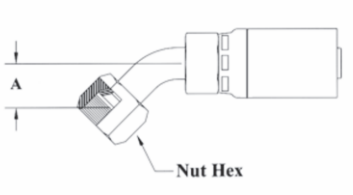
VARI-CRIMP COUPLINGS

Hydraulic Hose ends for 100R1 thin cover (57 MB-1, 56MB-1), 100R2 thin cover (57 MB-2, 56MB-2), 2SN (1/4-5/8), HY-PLUS I (HPI), & III (HPIII), 100R16/2SC (1/4-5/8) (R16), Dura-Hyd R16 (1/4-5/8) (DH16), Dura-Hyd EX R16 (1/4-5/8) (DHEX16), 100R17 (1/4-3/4) (R17 & R17R), Dura-Hyd R17 (1/4-3/4) (DH17 & WDH17), 100R3 (3319A), and 100R4 (104MB) hose. For 1-1/2" and 2" 100R2 Thin Cover (56MB-2) see Bite to Wire GW Spiral Hose Couplings on page B27. The Vari-Crimp coupling is compatible with virtually all Crimp Machines. Trivalent Zinc Plating.

VARI-CRIMP JIC/SAE Dual Seat - Female Swivel

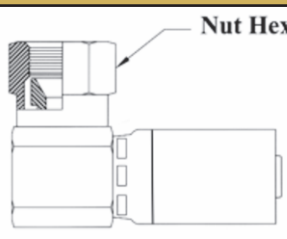
	Hose I.D.	Thread Size	Tube OD	Nut Hex	Part No.	Previous Part Number
 <p>Nut Hex</p>	1/4"	1/2x20	5/16"	5/8"	CS68-4X5	4151V
	1/2"	3/4x16	1/2"	7/8"	CS68-8X8	8127V

VARI-CRIMP JIC/SAE Dual Seat - 45° Female Swivel

	Hose I.D.	Thread Size	Tube OD	A-Drop Inches	Nut Hex	Part No.	Previous Part Number
 <p>Nut Hex</p>	1/4"	7/16x20	1/4"	0.47	9/16"	CS25-4X4	4127V
	1/4"	1/2x20	5/16"	0.53	5/8"	CS25-4X5	4154V
	1/4"	9/16x18	3/8"	0.59	11/16"	CS25-4X6*	4181V*
	3/8"	7/16x20	1/4"	0.47	9/16"	CS25-6X4	6184V
	3/8"	1/2x20	5/16"	0.53	5/8"	CS25-6X5	6130V
	3/8"	9/16x18	3/8"	0.59	11/16"	CS25-6X6*	6157V*
	3/8"	3/4x16	1/2"	0.71	7/8"	CS25-6X8	6169V
	1/2"	3/4x16	1/2"	0.71	7/8"	CS25-8X8	8130V
	1/2"	7/8x14	5/8"	0.84	1"	CS25-8X10	8157V
	5/8"	7/8x14	5/8"	0.68	1"	CS25-10X10	1057V
	5/8"	1-1/16x12	3/4"	0.78	1-1/4"	CS25-10X12*	1063V*
	3/4"	1-1/16x12	3/4"	1.12	1-1/4"	CS25-12X12*	12612V*
	3/4"	1-5/16x12	1"	1.15	1-1/2"	CS25-12X16*	12663V*
	1"	1-5/16x12	1"	1.15	1-1/2"	CS25-16X16*	16612V*
	1-1/4"	1-5/8x12	1-1/4"	1.69	2"	CS25-20X20	20697V

* JIC Seat & Thread Only.

VARI-CRIMP JIC 37° - 90° Female Swivel

	Hose I.D.	Thread Size	Tube OD	Nut Hex	Part No.	Previous Part Number
 <p>Nut Hex</p>	1/4"	7/16x20	1/4"	5/8"	CS17-4X4	4224V
	3/8"	9/16x18	3/8"	11/16"	CS17-6X6	6227V
	3/8"	3/4x16	1/2"	7/8"	CS17-6X8	6230V
	1/2"	3/4x16	1/2"	7/8"	CS17-8X8	8224V
	1/2"	7/8x14	5/8"	1"	CS17-8X10	8227V

A
HOSE

B
VARI-CRIMP
COUPLINGS

C
GRIP CRIMP
COUPLINGS

D
3 SERIES
THERMOPLASTIC

E
QUICK
COUPLERS

F
REUSABLES,
PUSHON, ACCESS.

G
ADAPTERS

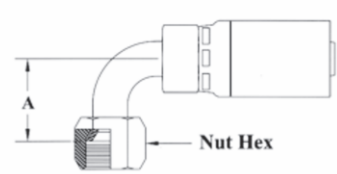
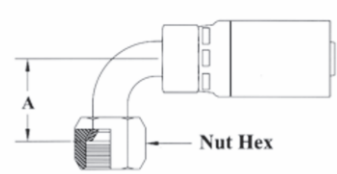
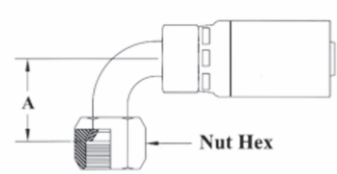
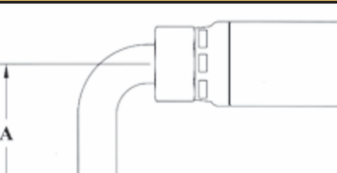
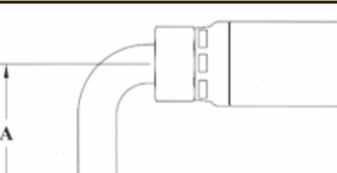
H
FABRICATION
EQUIPMENT

J
THREAD ID
TECHNICAL

WWW.
COUPLAMATIC
COM

VARI-CRIMP COUPLINGS

Hydraulic Hose ends for 100R1 thin cover (57 MB-1,56MB-1), 100R2 thin cover (57 MB-2, 56MB-2), 2SN (1/4-5/8), HY-PLUS I (HPI), & III (HPIII), 100R16/2SC (1/4-5/8) (R16), Dura-Hyd R16 (1/4-5/8) (DH16), Dura-Hyd EX R16 (1/4-5/8) (DHEX16), 100R17 (1/4-3/4) (R17 & R17R), Dura-Hyd R17 (1/4-3/4) (DH17 & WDH17), 100R3 (3319A), and 100R4 (104MB) hose. For 1-1/2" and 2" 100R2 Thin Cover (56MB-2) see Bite to Wire GW Spiral Hose Couplings on page B27. The Vari-Crimp coupling is compatible with virtually all Crimp Machines. Trivalent Zinc Plating.

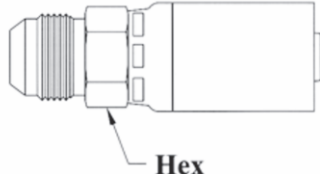
HOSE	VARI-CRIMP JIC/SAE Dual Seat - 90° Female Swivel							Part No.	Previous Part Number																																																	
	Hose I.D.	Thread Size	Tube OD	A-Drop Inches	Nut Hex																																																					
A VARI-CRIMP COUPLINGS	1/4"	7/16x20	1/4"	0.81	9/16"	CS26-4X4	4130V																																																			
	1/4"	1/2x20	5/16"	0.83	5/8"	CS26-4X5	4157V																																																			
	1/4"	9/16x18	3/8"	0.91	11/16"	CS26-4X6*	4160V*																																																			
	3/8"	7/16x20	1/4"	0.81	9/16"	CS26-6X4	6187V																																																			
	3/8"	1/2x20	5/16"	0.83	5/8"	CS26-6X5	6133V																																																			
	3/8"	9/16x18	3/8"	0.91	11/16"	CS26-6X6*	6160V*																																																			
	3/8"	3/4x16	1/2"	1.15	7/8"	CS26-6X8	6163V																																																			
	1/2"	3/4x16	1/2"	1.15	7/8"	CS26-8X8	8133V																																																			
	1/2"	7/8x14	5/8"	1.23	1"	CS26-8X10	8160V																																																			
	5/8"	7/8x14	5/8"	1.23	1"	CS26-10X10	1060V																																																			
	5/8"	1-1/16x12	3/4"	1.88	1-1/4"	CS26-10X12*	1066V*																																																			
	3/4"	7/8x14	5/8"	1.23	1"	CS26-12X10	12660V																																																			
	3/4"	1-1/16x12	3/4"	1.88	1-1/4"	CS26-12X12*	12651V*																																																			
	3/4"	1-5/16x12	1"	2.20	1-1/2"	CS26-12X16*	12666V*																																																			
	1"	1-5/16x12	1"	2.20	1-1/2"	CS26-16X16*	16651V*																																																			
	1-1/4"	1-5/8x12	1-1/4"	3.31	2"	CS26-20X20	20677V																																																			
* JIC Seat & Thread Only.																																																										
B GRIP CRIMP COUPLINGS																																																										
										C 3 SERIES THERMOPLASTIC																																																
																				D QUICK COUPLERS																																						
																														<h2>VARI-CRIMP JIC/SAE Dual Seat - 90° Female Swivel Medium Drop</h2>																												
																														Hose I.D.	Thread Size	Tube OD	A-Drop Inches	Nut Hex	Part No.	Previous Part Number																						
																														1/4"	7/16x20	1/4"	1.26	9/16"	CS24-4X4	4132V																						
																														3/8"	9/16x18	3/8"	1.50	11/16"	CS24-6X6*	6162V*																						
																														1/2"	3/4x16	1/2"	1.63	7/8"	CS24-8X8	8134V																						
																														3/4"	1-1/16x12	3/4"	2.28	1-1/4"	CS24-12X12*	12653V*																						
																														1"	1-5/16x12	1"	2.79	1-1/2"	CS24-16X16*	16653V*																						
																														* JIC Seat & Thread Only.																												
																														E REUSABLE PUSH-ON ACCESS.																												
																																								F ADAPTERS																		
																																																		<h2>VARI-CRIMP JIC/SAE Dual Seat - 90° Female Swivel Long Drop</h2>								
																																																		Hose I.D.	Thread Size	Tube OD	A-Drop Inches	Nut Hex	Part No.	Previous Part Number		
																																																		1/4"	7/16x20	1/4"	1.80	9/16"	CS27-4X4	4163V		
1/4"	1/2x20	5/16"	1.80	5/8"	CS27-4X5	4166V																																																				
1/4"	9/16x18	3/8"	2.18	11/16"	CS27-4X6*	4178V*																																																				
3/8"	7/16x20	1/4"	1.80	9/16"	CS27-6X4	6190V																																																				
3/8"	9/16x18	3/8"	2.18	11/16"	CS27-6X6*	6166V*																																																				
3/8"	3/4x16	1/2"	2.50	7/8"	CS27-6X8	6124V																																																				
1/2"	3/4x16	1/2"	2.50	7/8"	CS27-8X8	8163V																																																				
1/2"	7/8x14	5/8"	2.75	1"	CS27-8X10	8166V																																																				
5/8"	7/8x14	5/8"	2.75	1"	CS27-10X10	1069V																																																				
3/4"	1-1/16x12	3/4"	3.73	1-1/4"	CS27-12X12*	12657V*																																																				
1"	1-5/16x12	1"	4.50	1-1/2"	CS27-16X16*	16657V*																																																				
* JIC Seat & Thread Only.																																																										

VARI-CRIMP COUPLINGS

Hydraulic Hose ends for 100R1 thin cover (57 MB-1, 56MB-1), 100R2 thin cover (57 MB-2, 56MB-2), 2SN (1/4-5/8), HY-PLUS I (HPI), & III (HPIII), 100R16/2SC (1/4-5/8) (R16), Dura-Hyd R16 (1/4-5/8) (DH16), Dura-Hyd EX R16 (1/4-5/8) (DHEX16), 100R17 (1/4-3/4) (R17 & R17R), Dura-Hyd R17 (1/4-3/4) (DH17 & WDH17), 100R3 (3319A), and 100R4 (104MB) hose. For 1-1/2" and 2" 100R2 Thin Cover (56MB-2) see Bite to Wire GW Spiral Hose Couplings on page B27. The Vari-Crimp coupling is compatible with virtually all Crimp Machines. Trivalent Zinc Plating.

VARI-CRIMP

SAE 45° - Male Solid

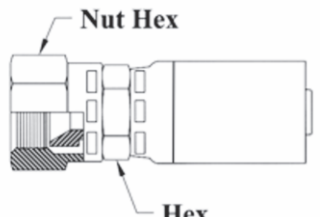
		Hose I.D.	Thread Size	Tube OD	Nut Hex	Part No.	Previous Part Number
 <p>Hex</p>	3/8"	5/8x18	3/8"	3/4"	CS06-6X6	624V	
	3/4"	1-1/16x14	3/4"	1-1/8"	CS06-12X12	1242V	

A
HOSE

B
VARI-CRIMP COUPLINGS

VARI-CRIMP

SAE 45° - Female Swivel

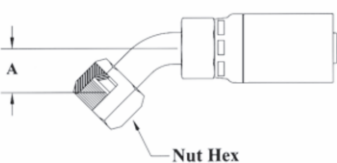
		Hose I.D.	Thread Size	Tube OD	Hex Size	Nut Hex	Part No.	Previous Part Number
 <p>Nut Hex</p> <p>Hex</p>	1/4"	5/8x18	3/8"	5/8"	13/16"	CS07-4X6	442V	
	3/8"	5/8x18	3/8"	11/16"	3/4"	CS07-6X6	633V	
	3/4"	1-1/16x14	3/4"	1-1/8"	1-1/4"	CS07-12X12	1224V	

C
GRIP CRIMP COUPLINGS

D
3 SERIES THERMOPLASTIC

VARI-CRIMP

SAE 45° Seat - 45° Female Swivel

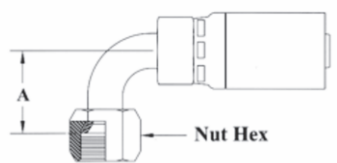
		Hose I.D.	Thread Size	Tube OD	A-Drop Inches	Nut Hex	Part No.	Previous Part Number
 <p>Nut Hex</p> <p>A</p>	3/8"	5/8x18	3/8"	0.59	3/4"	CS22-6X6	6148V	

E
QUICK COUPLERS

F
REUSABLES, PUSHON, ACCESS.

VARI-CRIMP

SAE 45° Seat - 90° Female Swivel

		Hose I.D.	Thread Size	Tube OD	A-Drop Inches	Nut Hex	Part No.	Previous Part Number
 <p>Nut Hex</p> <p>A</p>	3/8"	5/8x18	3/8"	0.91	3/4"	CS23-6X6	6151V	
	3/8"	5/8x18	3/8"	2.18	3/4"	CS23-6X6L	6172V	

G
ADAPTERS

H
FABRICATION EQUIPMENT

J
THREAD ID TECHNICAL

WWW.COUPPLAMATIC.COM

VARI-CRIMP COUPLINGS

Hydraulic Hose ends for 100R1 thin cover (57 MB-1, 56MB-1), 100R2 thin cover (57 MB-2, 56MB-2), 2SN (1/4-5/8), HY-PLUS I (HPI), & III (HPIII), 100R16/2SC (1/4-5/8) (R16), Dura-Hyd R16 (1/4-5/8) (DH16), Dura-Hyd EX R16 (1/4-5/8) (DHEX16), 100R17 (1/4-3/4) (R17 & R17R), Dura-Hyd R17 (1/4-3/4) (DH17 & WDH17), 100R3 (3319A), and 100R4 (104MB) hose. For 1-1/2" and 2" 100R2 Thin Cover (56MB-2) see Bite to Wire GW Spiral Hose Couplings on page B27. The Vari-Crimp coupling is compatible with virtually all Crimp Machines. Trivalent Zinc Plating.

HOSE	VARI-CRIMP		ORB - Male Solid				Part No.	Previous Part Number	
	Hose I.D.	Thread Size	Tube OD	Hex Size	Hex Size				
A VARI-CRIMP COUPLINGS	1/4"	7/16x20	1/4"	9/16"	9/16"	CS11-4X4	451V		
	1/4"	1/2x20	5/16"	5/8"	5/8"	CS11-4X5	454V		
	1/4"	9/16x18	3/8"	11/16"	11/16"	CS11-4X6	448V		
	3/8"	9/16x18	3/8"	11/16"	11/16"	CS11-6X6	636V		
	3/8"	3/4x16	1/2"	7/8"	7/8"	CS11-6X8	639V		
	3/8"	7/8x14	5/8"	1"	1"	CS11-6X10	642V		
	1/2"	3/4x16	1/2"	7/8"	7/8"	CS11-8X8	830V		
	1/2"	7/8x14	5/8"	1"	1"	CS11-8X10	833V		
	1/2"	1-1/16x12	3/4"	1-1/4"	1-1/4"	CS11-8X12	860V		
	5/8"	3/4x16	1/2"	15/16"	15/16"	CS11-10X8	1030V		
	5/8"	7/8x14	5/8"	1"	1"	CS11-10X10	1033V		
	5/8"	1-1/16x12	3/4"	1-1/4"	1-1/4"	CS11-10X12	1036V		
	3/4"	7/8x14	5/8"	1-1/8"	1-1/8"	CS11-12X10	1248V		
	3/4"	1-1/16x12	3/4"	1-1/4"	1-1/4"	CS11-12X12	1227V		
1"	1-5/16x12	1"	1-1/2"	1-1/2"	CS11-16X16	1630V			
B GRIP CRIMP COUPLINGS	VARI-CRIMP		ORB - Male Swivel				Part No.	Previous Part Number	
	Hose I.D.	Thread Size	Tube OD	Hex Size	Nut Hex				
	1/4"	7/16x20	1/4"	9/16"	5/8"	CS12-4X4	457V		
	3/8"	9/16x18	3/8"	11/16"	3/4"	CS12-6X6	678V		
	3/8"	3/4x16	1/2"	3/4"	7/8"	CS12-6X8	645V		
	1/2"	3/4x16	1/2"	13/16"	7/8"	CS12-8X8	836V		
	1/2"	7/8x14	5/8"	13/16"	1"	CS12-8X10	839V		
	3/4"	1-1/16x12	3/4"	1-1/8"	1-1/4"	CS12-12X12	1239V		
	1"	1-5/16x12	1"	1-3/8"	1-1/2"	CS12-16X16	1639V		
	C 3 SERIES THERMOPLASTIC	VARI-CRIMP		ORB - Male Swivel 90°				Part No.	Previous Part Number
		Hose I.D.	Pipe Size	Thread Size	Nut Hex	Nut Hex			
		3/8"	9/16x18	3/8"	3/4"	3/4"	CS15-6X6	6278V	
		3/8"	3/4x16	1/2"	7/8"	7/8"	CS15-6X8	6245V	
		3/8"	7/8x14	5/8"	1"	1"	CS15-6X10	6242V	
1/2"		3/4x16	1/2"	7/8"	7/8"	CS15-8X8	8236V		
1/2"		7/8x14	5/8"	1"	1"	CS15-8X10	8239V		
3/4"		1-1/16x12	3/4"	1-1/4"	1-1/4"	CS15-12X12	12239V		
1"		1-5/16x12	1"	1-1/2"	1-1/2"	CS15-16X16	16239V		
D QUICK COUPLERS		VARI-CRIMP		ORB - Male Swivel 90°				Part No.	Previous Part Number
		Hose I.D.	Pipe Size	Thread Size	Nut Hex	Nut Hex			
		3/8"	9/16x18	3/8"	3/4"	3/4"	CS15-6X6	6278V	
		3/8"	3/4x16	1/2"	7/8"	7/8"	CS15-6X8	6245V	
		3/8"	7/8x14	5/8"	1"	1"	CS15-6X10	6242V	
	1/2"	3/4x16	1/2"	7/8"	7/8"	CS15-8X8	8236V		
	1/2"	7/8x14	5/8"	1"	1"	CS15-8X10	8239V		
	3/4"	1-1/16x12	3/4"	1-1/4"	1-1/4"	CS15-12X12	12239V		
	1"	1-5/16x12	1"	1-1/2"	1-1/2"	CS15-16X16	16239V		
	E REUSABLE PUSH ON ACCESS.	VARI-CRIMP		ORB - Male Swivel 90°				Part No.	Previous Part Number
		Hose I.D.	Pipe Size	Thread Size	Nut Hex	Nut Hex			
		3/8"	9/16x18	3/8"	3/4"	3/4"	CS15-6X6	6278V	
		3/8"	3/4x16	1/2"	7/8"	7/8"	CS15-6X8	6245V	
		3/8"	7/8x14	5/8"	1"	1"	CS15-6X10	6242V	
1/2"		3/4x16	1/2"	7/8"	7/8"	CS15-8X8	8236V		
1/2"		7/8x14	5/8"	1"	1"	CS15-8X10	8239V		
3/4"		1-1/16x12	3/4"	1-1/4"	1-1/4"	CS15-12X12	12239V		
1"		1-5/16x12	1"	1-1/2"	1-1/2"	CS15-16X16	16239V		
F ADAPTERS		VARI-CRIMP		ORB - Male Swivel 90°				Part No.	Previous Part Number
		Hose I.D.	Pipe Size	Thread Size	Nut Hex	Nut Hex			
		3/8"	9/16x18	3/8"	3/4"	3/4"	CS15-6X6	6278V	
		3/8"	3/4x16	1/2"	7/8"	7/8"	CS15-6X8	6245V	
		3/8"	7/8x14	5/8"	1"	1"	CS15-6X10	6242V	
	1/2"	3/4x16	1/2"	7/8"	7/8"	CS15-8X8	8236V		
	1/2"	7/8x14	5/8"	1"	1"	CS15-8X10	8239V		
	3/4"	1-1/16x12	3/4"	1-1/4"	1-1/4"	CS15-12X12	12239V		
	1"	1-5/16x12	1"	1-1/2"	1-1/2"	CS15-16X16	16239V		
	G FABRICATION EQUIPMENT	VARI-CRIMP		ORB - Male Swivel 90°				Part No.	Previous Part Number
		Hose I.D.	Pipe Size	Thread Size	Nut Hex	Nut Hex			
		3/8"	9/16x18	3/8"	3/4"	3/4"	CS15-6X6	6278V	
		3/8"	3/4x16	1/2"	7/8"	7/8"	CS15-6X8	6245V	
		3/8"	7/8x14	5/8"	1"	1"	CS15-6X10	6242V	
1/2"		3/4x16	1/2"	7/8"	7/8"	CS15-8X8	8236V		
1/2"		7/8x14	5/8"	1"	1"	CS15-8X10	8239V		
3/4"		1-1/16x12	3/4"	1-1/4"	1-1/4"	CS15-12X12	12239V		
1"		1-5/16x12	1"	1-1/2"	1-1/2"	CS15-16X16	16239V		
H THREAD ID TECHNICAL		VARI-CRIMP		ORB - Male Swivel 90°				Part No.	Previous Part Number
		Hose I.D.	Pipe Size	Thread Size	Nut Hex	Nut Hex			
		3/8"	9/16x18	3/8"	3/4"	3/4"	CS15-6X6	6278V	
		3/8"	3/4x16	1/2"	7/8"	7/8"	CS15-6X8	6245V	
		3/8"	7/8x14	5/8"	1"	1"	CS15-6X10	6242V	
	1/2"	3/4x16	1/2"	7/8"	7/8"	CS15-8X8	8236V		
	1/2"	7/8x14	5/8"	1"	1"	CS15-8X10	8239V		
	3/4"	1-1/16x12	3/4"	1-1/4"	1-1/4"	CS15-12X12	12239V		
	1"	1-5/16x12	1"	1-1/2"	1-1/2"	CS15-16X16	16239V		
	I WWW.COULAMATIC.COM	VARI-CRIMP		ORB - Male Swivel 90°				Part No.	Previous Part Number
		Hose I.D.	Pipe Size	Thread Size	Nut Hex	Nut Hex			
		3/8"	9/16x18	3/8"	3/4"	3/4"	CS15-6X6	6278V	
		3/8"	3/4x16	1/2"	7/8"	7/8"	CS15-6X8	6245V	
		3/8"	7/8x14	5/8"	1"	1"	CS15-6X10	6242V	
1/2"		3/4x16	1/2"	7/8"	7/8"	CS15-8X8	8236V		
1/2"		7/8x14	5/8"	1"	1"	CS15-8X10	8239V		
3/4"		1-1/16x12	3/4"	1-1/4"	1-1/4"	CS15-12X12	12239V		
1"		1-5/16x12	1"	1-1/2"	1-1/2"	CS15-16X16	16239V		

VARI-CRIMP COUPLINGS

Hydraulic Hose ends for 100R1 thin cover (57 MB-1,56MB-1), 100R2 thin cover (57 MB-2, 56MB-2), 2SN (1/4-5/8), HY-PLUS I (HPI), & III (HPIII), 100R16/2SC (1/4-5/8) (R16), Dura-Hyd R16 (1/4-5/8) (DH16), Dura-Hyd EX R16 (1/4-5/8) (DHEX16), 100R17 (1/4-3/4) (R17 & R17R), Dura-Hyd R17 (1/4-3/4) (DH17 & WDH17), 100R3 (3319A), and 100R4 (104MB) hose. For 1-1/2" and 2" 100R2 Thin Cover (56MB-2) see Bite to Wire GW Spiral Hose Couplings on page B27. The Vari-Crimp coupling is compatible with virtually all Crimp Machines. Trivalent Zinc Plating.

VARI-CRIMP Tube Repair Couplings

Hose I.D.	Thread Size	Tube OD	Hex Size	Nut Hex	Part No.	Previous Part Number
1/4"	7/16x20	1/4"	9/16"	9/16"	CS28-4X4	4100V
1/4"	1/2x20	5/16"	5/8"	5/8"	CS28-4X5	4103V
3/8"	1/2x20	5/16"	11/16"	5/8"	CS28-6X5	6103V
3/8"	9/16x18	3/8"	11/16"	11/16"	CS28-6X6	6106V
3/8"	3/4x16	1/2"	3/4"	7/8"	CS28-6X8	6800V
1/2"	3/4x16	1/2"	7/8"	7/8"	CS28-8X8	8103V
1/2"	7/8x14	5/8"	15/16"	1"	CS28-8X10	8106V
3/4"	1-1/16x12	3/4"	1-1/8"	1-1/4"	CS28-12X12	12100V
1"	1-5/16x12	1"	1-3/8"	1-1/2"	CS28-16X16	16100V
Nuts and Sleeves						
Tube Size	Nut Part No.	Sleeve Part No.				
1/4"	718x4	719x4				
5/16"	718x5	719x5				
3/8"	718x6	719x6				
1/2"	718x8	719x8				
5/8"	718x10	719x10				
3/4"	718x12	719x12				
1"	718x16	719x16				

VARI-CRIMP Hose Splicer Couplings

Hose I.D.	Part No.	Previous Part Number
1/4"	CS13-4X4	44SV
3/8"	CS13-6X6	66SV
1/2"	CS13-8X8	88SV
3/4"	CS13-12X12	1212SV
1"	CS13-16X16	1616SV

VARI-CRIMP O-Ring Face Seal (ORF) - Male Solid






Hose I.D.	Thread Size	Tube OD	Hex Size	Part No.	Previous Part Number
1/4"	9/16x18	1/4"	5/8"	CS29-4X4	4E64V
3/8"	11/16x16	3/8"	3/4"	CS29-6X6	6E66V
3/8"	13/16x16	1/2"	7/8"	CS29-6X8	6E68V
1/2"	13/16x16	1/2"	7/8"	CS29-8X8	8E68V
1/2"	1x14	5/8"	1-1/16"	CS29-8X10	8E70V
1/2"	1-3/16x12	3/4"	1-1/4"	CS29-8X12	8E72V
5/8"	1x14	5/8"	1-1/16"	CS29-10X10	10E70V
5/8"	1-3/16x12	3/4"	1-1/4"	CS29-10X12	10E72V
3/4"	1-3/16x12	3/4"	1-1/4"	CS29-12X12	12E72V
1"	1-7/16x12	1"	1-1/2"	CS29-16X16	16E76V

Couplings are capped with O-ring included.

A	HOSE
B	VARI-CRIMP COUPLINGS
C	GRIP CRIMP COUPLINGS
D	3 SERIES THERMOPLASTIC
E	QUICK COUPLERS
F	REUSABLES, PUSHON, ACCESS.
G	ADAPTERS
H	FABRICATION EQUIPMENT
J	THREAD ID TECHNICAL
WWW.	COUPLAMATIC.COM

VARI-CRIMP COUPLINGS

Hydraulic Hose ends for 100R1 thin cover (57 MB-1,56MB-1), 100R2 thin cover (57 MB-2, 56MB-2), 2SN (1/4-5/8), HY-PLUS I (HPI), & III (HPIII), 100R16/2SC (1/4-5/8) (R16), Dura-Hyd R16 (1/4-5/8) (DH16), Dura-Hyd EX R16 (1/4-5/8) (DHEX16), 100R17 (1/4-3/4) (R17 & R17R), Dura-Hyd R17 (1/4-3/4) (DH17 & WDH17), 100R3 (3319A), and 100R4 (104MB) hose. For 1-1/2" and 2" 100R2 Thin Cover (56MB-2) see Bite to Wire GW Spiral Hose Couplings on page B27. The Vari-Crimp coupling is compatible with virtually all Crimp Machines. Trivalent Zinc Plating.

HOSE A	VARI-CRIMP O-Ring Face Seal (ORF) - Female Swivel						Part No.	Previous Part Number								
	Hose I.D.	Thread Size	Tube OD	Nut Hex												
VARI-CRIMP COUPLINGS B	1/4"	9/16x18	1/4"	11/16"		CS30-4X4	4S64V									
	1/4"	11/16x16	3/8"	13/16"		CS30-4X6	4S66V									
	1/4"	13/16x16	1/2"	15/16"		CS30-4X8	4S68V									
	3/8"	9/16x18	1/4"	11/16"		CS30-6X4	6S64V									
	3/8"	11/16x16	3/8"	13/16"		CS30-6X6	6S66V									
	3/8"	13/16x16	1/2"	15/16"		CS30-6X8	6S68V									
	1/2"	11/16x16	3/8"	13/16"		CS30-8X6	8S66V									
	1/2"	13/16x16	1/2"	15/16"		CS30-8X8	8S68V									
	1/2"	1x14	5/8"	1-1/8"		CS30-8X10	8S70V									
	1/2"	1-3/16x12	3/4"	1-3/8"		CS30-8X12	8S72V									
	5/8"	1x14	5/8"	1-1/8"		CS30-10X10	10S70V									
	5/8"	1-3/16x12	3/4"	1-3/8"		CS30-10X12	10S72V									
	3/4"	1x14	5/8"	1-1/8"		CS30-12X10	12S70V									
	3/4"	1-3/16x12	3/4"	1-3/8"		CS30-12X12	12S72V									
	3/4"	1-7/16x12	1"	1-5/8"		CS30-12X16	12S76V									
GRIP CRIMP COUPLINGS C	1"	1-3/16x12	3/4"	1-3/8"		CS30-16X12	16S72V									
	1"	1-7/16x12	1"	1-5/8"		CS30-16X16	16S76V									
	1"	1-11/16x12	1-1/4"	1-7/8"		CS30-16X20	16S80V									
	1-1/4"	1-11/16x12	1-1/4"	1-7/8"		CS30-20X20	20S80V									
3 SERIES THERMOPLASTIC D																
									<h2>VARI-CRIMP O-Ring Face Seal (ORF) - 45° Female Swivel</h2>							
									Hose I.D.	Thread Size	Tube OD	A-Drop Inches	Nut Hex	Part No.	Previous Part Number	
									1/4"	9/16x18	1/4"	0.41	11/16"	CS31-4X4	4L64V	
									1/4"	11/16x16	3/8"	0.43	13/16"	CS31-4X6	4L66V	
									3/8"	11/16x16	3/8"	0.43	13/16"	CS31-6X6	6L66V	
									3/8"	13/16x16	1/2"	0.60	15/16"	CS31-6X8	6L68V	
									1/2"	11/16x16	3/8"	0.43	13/16"	CS31-8X6	8L66V	
									1/2"	13/16x16	1/2"	0.59	15/16"	CS31-8X8	8L68V	
									1/2"	1x14	5/8"	0.68	1-1/8"	CS31-8X10	8L70V	
									5/8"	1x14	5/8"	0.68	1-1/8"	CS31-10X10	10L70V	
									5/8"	1-3/16x12	3/4"	0.83	1-3/8"	CS31-10X12	10L72V	
									3/4"	1x14	5/8"	0.68	1-1/8"	CS31-12X10	12L70V	
									3/4"	1-3/16x12	3/4"	0.83	1-3/8"	CS31-12X12	12L72V	
									3/4"	1-7/16x12	1"	1.15	1-5/8"	CS31-12X16	12L76V	
1"	1-7/16x12	1"	1.15	1-5/8"	CS31-16X16	16L76V										
1"	1-11/16x12	1-1/4"	1.10	1-7/8"	CS31-16X20	16L80V										
1-1/4"	1-11/16x12	1-1/4"	1.07	1-7/8"	CS31-20X20	20L80V										
QUICK COUPLERS E																
									<h2>VARI-CRIMP O-Ring Face Seal (ORF) - 45° Female Swivel</h2>							
									Hose I.D.	Thread Size	Tube OD	A-Drop Inches	Nut Hex	Part No.	Previous Part Number	
									1/4"	9/16x18	1/4"	0.41	11/16"	CS31-4X4	4L64V	
									1/4"	11/16x16	3/8"	0.43	13/16"	CS31-4X6	4L66V	
									3/8"	11/16x16	3/8"	0.43	13/16"	CS31-6X6	6L66V	
									3/8"	13/16x16	1/2"	0.60	15/16"	CS31-6X8	6L68V	
									1/2"	11/16x16	3/8"	0.43	13/16"	CS31-8X6	8L66V	
									1/2"	13/16x16	1/2"	0.59	15/16"	CS31-8X8	8L68V	
									1/2"	1x14	5/8"	0.68	1-1/8"	CS31-8X10	8L70V	
									5/8"	1x14	5/8"	0.68	1-1/8"	CS31-10X10	10L70V	
									5/8"	1-3/16x12	3/4"	0.83	1-3/8"	CS31-10X12	10L72V	
									3/4"	1x14	5/8"	0.68	1-1/8"	CS31-12X10	12L70V	
									3/4"	1-3/16x12	3/4"	0.83	1-3/8"	CS31-12X12	12L72V	
									3/4"	1-7/16x12	1"	1.15	1-5/8"	CS31-12X16	12L76V	
1"	1-7/16x12	1"	1.15	1-5/8"	CS31-16X16	16L76V										
1"	1-11/16x12	1-1/4"	1.10	1-7/8"	CS31-16X20	16L80V										
1-1/4"	1-11/16x12	1-1/4"	1.07	1-7/8"	CS31-20X20	20L80V										
REUSABLES PUSH-ON ACCESS. F																
									<h2>VARI-CRIMP O-Ring Face Seal (ORF) - 45° Female Swivel</h2>							
									Hose I.D.	Thread Size	Tube OD	A-Drop Inches	Nut Hex	Part No.	Previous Part Number	
									1/4"	9/16x18	1/4"	0.41	11/16"	CS31-4X4	4L64V	
									1/4"	11/16x16	3/8"	0.43	13/16"	CS31-4X6	4L66V	
									3/8"	11/16x16	3/8"	0.43	13/16"	CS31-6X6	6L66V	
									3/8"	13/16x16	1/2"	0.60	15/16"	CS31-6X8	6L68V	
									1/2"	11/16x16	3/8"	0.43	13/16"	CS31-8X6	8L66V	
									1/2"	13/16x16	1/2"	0.59	15/16"	CS31-8X8	8L68V	
									1/2"	1x14	5/8"	0.68	1-1/8"	CS31-8X10	8L70V	
									5/8"	1x14	5/8"	0.68	1-1/8"	CS31-10X10	10L70V	
									5/8"	1-3/16x12	3/4"	0.83	1-3/8"	CS31-10X12	10L72V	
									3/4"	1x14	5/8"	0.68	1-1/8"	CS31-12X10	12L70V	
									3/4"	1-3/16x12	3/4"	0.83	1-3/8"	CS31-12X12	12L72V	
									3/4"	1-7/16x12	1"	1.15	1-5/8"	CS31-12X16	12L76V	
1"	1-7/16x12	1"	1.15	1-5/8"	CS31-16X16	16L76V										
1"	1-11/16x12	1-1/4"	1.10	1-7/8"	CS31-16X20	16L80V										
1-1/4"	1-11/16x12	1-1/4"	1.07	1-7/8"	CS31-20X20	20L80V										
ADAPTERS G																
									<h2>VARI-CRIMP O-Ring Face Seal (ORF) - 45° Female Swivel</h2>							
									Hose I.D.	Thread Size	Tube OD	A-Drop Inches	Nut Hex	Part No.	Previous Part Number	
									1/4"	9/16x18	1/4"	0.41	11/16"	CS31-4X4	4L64V	
									1/4"	11/16x16	3/8"	0.43	13/16"	CS31-4X6	4L66V	
									3/8"	11/16x16	3/8"	0.43	13/16"	CS31-6X6	6L66V	
									3/8"	13/16x16	1/2"	0.60	15/16"	CS31-6X8	6L68V	
									1/2"	11/16x16	3/8"	0.43	13/16"	CS31-8X6	8L66V	
									1/2"	13/16x16	1/2"	0.59	15/16"	CS31-8X8	8L68V	
									1/2"	1x14	5/8"	0.68	1-1/8"	CS31-8X10	8L70V	
									5/8"	1x14	5/8"	0.68	1-1/8"	CS31-10X10	10L70V	
									5/8"	1-3/16x12	3/4"	0.83	1-3/8"	CS31-10X12	10L72V	
									3/4"	1x14	5/8"	0.68	1-1/8"	CS31-12X10	12L70V	
									3/4"	1-3/16x12	3/4"	0.83	1-3/8"	CS31-12X12	12L72V	
									3/4"	1-7/16x12	1"	1.15	1-5/8"	CS31-12X16	12L76V	
1"	1-7/16x12	1"	1.15	1-5/8"	CS31-16X16	16L76V										
1"	1-11/16x12	1-1/4"	1.10	1-7/8"	CS31-16X20	16L80V										
1-1/4"	1-11/16x12	1-1/4"	1.07	1-7/8"	CS31-20X20	20L80V										
FABRICATION EQUIPMENT H																
									<h2>VARI-CRIMP O-Ring Face Seal (ORF) - 45° Female Swivel</h2>							
									Hose I.D.	Thread Size	Tube OD	A-Drop Inches	Nut Hex	Part No.	Previous Part Number	
									1/4"	9/16x18	1/4"	0.41	11/16"	CS31-4X4	4L64V	
									1/4"	11/16x16	3/8"	0.43	13/16"	CS31-4X6	4L66V	
									3/8"	11/16x16	3/8"	0.43	13/16"	CS31-6X6	6L66V	
									3/8"	13/16x16	1/2"	0.60	15/16"	CS31-6X8	6L68V	
									1/2"	11/16x16	3/8"	0.43	13/16"	CS31-8X6	8L66V	
									1/2"	13/16x16	1/2"	0.59	15/16"	CS31-8X8	8L68V	
									1/2"	1x14	5/8"	0.68	1-1/8"	CS31-8X10	8L70V	
									5/8"	1x14	5/8"	0.68	1-1/8"	CS31-10X10	10L70V	
									5/8"	1-3/16x12	3/4"	0.83	1-3/8"	CS31-10X12	10L72V	
									3/4"	1x14	5/8"	0.68	1-1/8"	CS31-12X10	12L70V	
									3/4"	1-3/16x12	3/4"	0.83	1-3/8"	CS31-12X12	12L72V	
									3/4"	1-7/16x12	1"	1.15	1-5/8"	CS31-12X16	12L76V	
1"	1-7/16x12	1"	1.15	1-5/8"	CS31-16X16	16L76V										
1"	1-11/16x12	1-1/4"	1.10	1-7/8"	CS31-16X20	16L80V										
1-1/4"	1-11/16x12	1-1/4"	1.07	1-7/8"	CS31-20X20	20L80V										
THREAD ID TECHNICAL J																
									<h2>VARI-CRIMP O-Ring Face Seal (ORF) - 45° Female Swivel</h2>							
									Hose I.D.	Thread Size	Tube OD	A-Drop Inches	Nut Hex	Part No.	Previous Part Number	
									1/4"	9/16x18	1/4"	0.41	11/16"	CS31-4X4	4L64V	
									1/4"	11/16x16	3/8"	0.43	13/16"	CS31-4X6	4L66V	
									3/8"	11/16x16	3/8"	0.43	13/16"	CS31-6X6	6L66V	
									3/8"	13/16x16	1/2"	0.60	15/16"	CS31-6X8	6L68V	
									1/2"	11/16x16	3/8"	0.43	13/16"	CS31-8X6	8L66V	
									1/2"	13/16x16	1/2"	0.59	15/16"	CS31-8X8	8L68V	
									1/2"	1x14	5/8"	0.68	1-1/8"	CS31-8X10	8L70V	
									5/8"	1x14	5/8"	0.68	1-1/8"	CS31-10X10	10L70V	
									5/8"	1-3/16x12	3/4"	0.83	1-3/8"	CS31-10X12	10L72V	
									3/4"	1x14	5/8"	0.68	1-1/8"	CS31-12X10	12L70V	
									3/4"	1-3/16x12	3/4"	0.83	1-3/8"	CS31-12X12	12L72V	
									3/4"	1-7/16x12	1"	1.15	1-5/8"	CS31-12X16	12L76V	
1"	1-7/16x12	1"	1.15	1-5/8"	CS31-16X16	16L76V										
1"	1-11/16x12	1-1/4"	1.10	1-7/8"	CS31-16X20	16L80V										
1-1/4"	1-11/16x12	1-1/4"	1.07	1-7/8"	CS31-20X20	20L80V										
WWW.COUPLAMATIC.COM K																
									<h2>VARI-CRIMP O-Ring Face Seal (ORF) - 45° Female Swivel</h2>							
									Hose I.D.	Thread Size	Tube OD	A-Drop Inches	Nut Hex	Part No.	Previous Part Number	
									1/4"	9/16x18	1/4"	0.41	11/16"	CS31-4X4	4L64V	
									1/4"	11/16x16	3/8"	0.43	13/16"	CS31-4X6	4L66V	
									3/8"	11/16x16	3/8"	0.43	13/16"	CS31-6X6	6L66V	
									3/8"	13/16x16	1/2"	0.60	15/16"	CS31-6X8	6L68V	
									1/2"	11/16x16	3/8"	0.43	13/16"	CS31-8X6	8L66V	
									1/2"	13/16x16	1/2"	0.59	15/16"	CS31-8X8	8L68V	
									1/2"	1x14	5/8"	0.68	1-1/8"	CS31-8X10	8L70V	
									5/8"	1x14	5/8"	0.68	1-1/8"	CS31-10X10	10L70V	
									5/8"	1-3/16x12	3/4"	0.83	1-3/8"	CS31-10X12	10L72V	
									3/4"	1x14	5/8"	0.68	1-1/8"	CS31-12X10	12L70V	
									3/4"	1-3/16x12	3/4"	0.83	1-3/8"	CS31-12X12	12L72V	
									3/4"	1-7/16x12	1"	1.15	1-5/8"	CS31-12X16	12L76V	
1"	1-7/16x12	1"	1.15	1-5/8"	CS31-16X16	16L76V										

VARI-CRIMP COUPLINGS

Hydraulic Hose ends for 100R1 thin cover (57 MB-1,56MB-1), 100R2 thin cover (57 MB-2, 56MB-2), 2SN (1/4-5/8), HY-PLUS I (HPI), & III (HPIII), 100R16/2SC (1/4-5/8) (R16), Dura-Hyd R16 (1/4-5/8) (DH16), Dura-Hyd EX R16 (1/4-5/8) (DHEX16), 100R17 (1/4-3/4) (R17 & R17R), Dura-Hyd R17 (1/4-3/4) (DH17 & WDH17), 100R3 (3319A), and 100R4 (104MB) hose. For 1-1/2" and 2" 100R2 Thin Cover (56MB-2) see Bite to Wire GW Spiral Hose Couplings on page B27. The Vari-Crimp coupling is compatible with virtually all Crimp Machines. Trivalent Zinc Plating.

VARI-CRIMP

O-Ring Face Seal (ORF) - 90° Female Swivel

Hose I.D.	Thread Size	Tube OD	A-Drop Inches	Nut Hex	Part No.	Previous Part Number
1/4"	9/16x18	1/4"	0.80	11/16"	CS32-4X4	4A24V
1/4"	11/16x16	3/8"	0.90	13/16"	CS32-4X6	4A26V
3/8"	9/16x18	1/4"	0.78	11/16"	CS32-6X4	6A24V
3/8"	11/16x16	3/8"	0.90	13/16"	CS32-6X6	6A26V
3/8"	13/16x16	1/2"	1.15	15/16"	CS32-6X8	6A28V
1/2"	11/16x16	3/8"	0.90	13/16"	CS32-8X6	8A26V
1/2"	13/16x16	1/2"	1.15	15/16"	CS32-8X8	8A28V
1/2"	1x14	5/8"	1.27	1-1/8"	CS32-8X10	8A30V
1/2"	1-3/16x12	3/4"	1.88	1-3/8"	CS32-8X12	8A32V
5/8"	1x14	5/8"	1.27	1-1/8"	CS32-10X10	10A30V
5/8"	1-3/16x12	3/4"	1.88	1-3/8"	CS32-10X12	10A32V
3/4"	1x14	5/8"	1.27	1-1/8"	CS32-12X10	12A30V
3/4"	1-3/16x12	3/4"	1.88	1-3/8"	CS32-12X12	12A32V
3/4"	1-7/16x12	1"	2.20	1-5/8"	CS32-12X16	12A36V
1"	1-7/16x12	1"	2.20	1-5/8"	CS32-16X16	16A36V
1"	1-11/16x12	1-1/4"	2.52	1-7/8"	CS32-16X20	16A40V
1-1/4"	1-11/16x12	1-1/4"	2.51	1-7/8"	CS32-20X20	20A40V

A HOSE
B VARI-CRIMP COUPLINGS
C GRIP CRIMP COUPLINGS
D 3 SERIES THERMOPLASTIC

VARI-CRIMP

O-Ring Face Seal (ORF) - 90° Female Swivel Medium Drop

Hose I.D.	Thread Size	Tube OD	A-Drop Inches	Nut Hex	Part No.	Previous Part Number
1/4"	9/16x18	1/4"	1.26	11/16"	CS34-4X4	4J34V
1/4"	11/16x16	3/8"	1.51	13/16"	CS34-4X6	4J36V
3/8"	11/16x16	3/8"	1.51	13/16"	CS34-6X6	6J36V
3/8"	13/16x16	1/2"	1.62	15/16"	CS34-6X8	6J38V
1/2"	11/16x16	3/8"	1.51	13/16"	CS34-8X6	8J36V
1/2"	13/16x16	1/2"	1.62	15/16"	CS34-8X8	8J38V
1/2"	1-3/16x12	3/4"	2.28	1-3/8"	CS34-8X12	8J42V
5/8"	1x14	5/8"	1.85	1-1/8"	CS34-10X10	10J40V
3/4"	1x14	5/8"	1.85	1-1/8"	CS34-12X10	12J40V
3/4"	1-3/16x12	3/4"	2.28	1-3/8"	CS34-12X12	12J42V
1"	1-7/16x12	1"	2.78	1-5/8"	CS34-16X16	16J46V
1"	1-11/16x12	1-1/4"	3.07	1-7/8"	CS34-16X20	16J50V
1-1/4"	1-11/16x12	1-1/4"	3.09	1-7/8"	CS34-20X20	20J50V

E QUICK COUPLERS
F REUSABLES, PUSHON, ACCESS.
G ADAPTERS

VARI-CRIMP



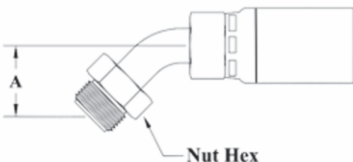
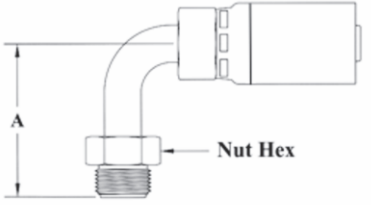
O-Ring Face Seal (ORF) - 90° Female Swivel Long Drop

Hose I.D.	Thread Size	Tube OD	A-Drop Inches	Nut Hex	Part No.	Previous Part Number
1/4"	9/16x18	1/4"	1.80	11/16"	CS33-4X4	4A64V
1/4"	11/16x16	3/8"	2.13	13/16"	CS33-4X6	4A66V
3/8"	11/16x16	3/8"	2.13	13/16"	CS33-6X6	6A66V
3/8"	13/16x16	1/2"	2.51	15/16"	CS33-6X8	6A68V
1/2"	13/16x16	1/2"	2.51	15/16"	CS33-8X8	8A68V
1/2"	1x14	5/8"	2.76	1-1/8"	CS33-8X10	8A70V
5/8"	1x14	5/8"	2.76	1-1/8"	CS33-10X10	10A70V
3/4"	1-3/16x12	3/4"	3.78	1-3/8"	CS33-12X12	12A72V
1"	1-7/16x12	1"	4.50	1-5/8"	CS33-16X16	16A76V

H FABRICATION EQUIPMENT
J THREAD ID TECHNICAL
WWW COUPLAMATIC.COM

VARI-CRIMP COUPLINGS

Hydraulic Hose ends for 100R1 thin cover (57 MB-1,56MB-1), 100R2 thin cover (57 MB-2, 56MB-2), 2SN (1/4-5/8), HY-PLUS I (HPI), & III (HPIII), 100R16/2SC (1/4-5/8) (R16), Dura-Hyd R16 (1/4-5/8) (DH16), Dura-Hyd EX R16 (1/4-5/8) (DHEX16), 100R17 (1/4-3/4) (R17 & R17R), Dura-Hyd R17 (1/4-3/4) (DH17 & WDH17), 100R3 (3319A), and 100R4 (104MB) hose. For 1-1/2" and 2" 100R2 Thin Cover (56MB-2) see Bite to Wire GW Spiral Hose Couplings on page B27. The Vari-Crimp coupling is compatible with virtually all Crimp Machines. Trivalent Zinc Plating.

HOSE	VARI-CRIMP		O-Ring For O-Ring Face Seal (ORF)					
	Thread Size	Tube OD	Part No.					
B VARI-CRIMP COUPLINGS		9/16x18	1/4"	4629x4				
		11/16x16	3/8"	4629x6				
		13/16x16	1/2"	4629x8				
		1x14	5/8"	4629x10				
		1-3/16x12	3/4"	4629x12				
		1-7/16x12	1"	4629x16				
		1-11/16x12	1-1/4"	4629x20				
C GRIP CRIMP COUPLINGS	VARI-CRIMP		Male Inverted Flare					
	Hose I.D.	Thread Size	Tube OD	Nut Hex	Part No.	Previous Part Number		
D 3 SERIES THERMOPLASTIC		1/4"	3/8x24	3/16"	3/8"	CS18-4X3	4169V	
		1/4"	7/16x24	1/4"	7/16"	CS18-4X4	4106V	
		1/4"	1/2x20	5/16"	1/2"	CS18-4X5	4133V	
		3/8"	7/16x24	1/4"	7/16"	CS18-6X4	6175V	
		3/8"	1/2x20	5/16"	1/2"	CS18-6X5	6109V	
		3/8"	5/8x18	3/8"	5/8"	CS18-6X6	6136V	
		3/8"	11/16x18	7/16"	11/16"	CS18-6X7	6193V	
		1/2"	3/4x18	1/2"	3/4"	CS18-8X8	8109V	
		1/2"	7/8x18	5/8"	7/8"	CS18-8X10	8136V	
		E QUICK COUPLERS						
VARI-CRIMP			Male Inverted Flare - 45°					
F REUSABLES PUSH ON ACCESS.		Hose I.D.	Thread Size	Tube OD	A-Drop Inches	Nut Hex	Part No.	Previous Part Number
		1/4"	3/8x24	3/16"	0.69	3/8"	CS19-4X3	4172V
G ADAPTERS		1/4"	7/16x24	1/4"	1.08	7/16"	CS19-4X4	4109V
		1/4"	1/2x20	5/16"	1.10	1/2"	CS19-4X5	4136V
		3/8"	7/16x24	1/4"	0.93	7/16"	CS19-6X4	6178V
		3/8"	1/2x20	5/16"	1.10	1/2"	CS19-6X5	6112V
		3/8"	5/8x18	3/8"	1.03	5/8"	CS19-6X6	6139V
		3/8"	11/16x18	7/16"	1.34	11/16"	CS19-6X7	6196V
		1/2"	3/4x18	1/2"	1.13	3/4"	CS19-8X8	8112V
		1/2"	7/8x18	5/8"	0.92	7/8"	CS19-8X10	8139V
		H FABRICATION EQUIPMENT	VARI-CRIMP		Male Inverted Flare - 90°			
			Hose I.D.	Thread Size	Tube OD	A-Drop Inches	Nut Hex	Part No.
J THREAD ID TECHNICAL		1/4"	3/8x24	3/16"	1.06	3/8"	CS20-4X3	4175V
		1/4"	7/16x24	1/4"	1.23	7/16"	CS20-4X4	4112V
		1/4"	1/2x20	5/16"	1.38	1/2"	CS20-4X5	4139V
		3/8"	7/16x24	1/4"	1.36	7/16"	CS20-6X4	6181V
		3/8"	1/2x20	5/16"	1.38	1/2"	CS20-6X5	6115V
		3/8"	5/8x18	3/8"	1.63	5/8"	CS20-6X6	6142V
		3/8"	11/16x18	7/16"	1.97	11/16"	CS20-6X7	6199V
		1/2"	3/4x18	1/2"	2.20	3/4"	CS20-8X8	8115V
WWW COUPLAMATIC COM								

VARI-CRIMP COUPLINGS

Hydraulic Hose ends for 100R1 thin cover (57 MB-1,56MB-1), 100R2 thin cover (57 MB-2, 56MB-2), 2SN (1/4-5/8), HY-PLUS I (HPI), & III (HPIII), 100R16/2SC (1/4-5/8) (R16), Dura-Hyd R16 (1/4-5/8) (DH16), Dura-Hyd EX R16 (1/4-5/8) (DHEX16), 100R17 (1/4-3/4) (R17 & R17R), Dura-Hyd R17 (1/4-3/4) (DH17 & WDH17), 100R3 (3319A), and 100R4 (104MB) hose. For 1-1/2" and 2" 100R2 Thin Cover (56MB-2) see Bite to Wire GW Spiral Hose Couplings on page B27. The Vari-Crimp coupling is compatible with virtually all Crimp Machines. Trivalent Zinc Plating.

VARI-CRIMP

Code 61 Split Flange - Straight

Hose I.D.	Flange Size	A-Dia. Inches	Part No.	Previous Part Number
1/2"	1/2"	1.19	CS47-8X8	8G08V
1/2"	3/4"	1.50	CS47-8X12	8G12V
3/4"	3/4"	1.50	CS47-12X12	12G12V
3/4"	1"	1.75	CS47-12X16	12G16V
1"	1"	1.75	CS47-16X16	16G16V
1"	1-1/4"	2.00	CS47-16X20	16G20V
1-1/4"	1-1/4"	2.00	CS47-20X20	20G20V

A
HOSE

B
VARI-CRIMP COUPLINGS

VARI-CRIMP

Code 61 Split Flange - 45° Bend

Hose I.D.	Flange Size	A-Dia. Inches	B-Drop Inches	Part No.	Previous Part Number
1/2"	1/2"	1.19	0.78	CS50-8X8	8G41V
1/2"	3/4"	1.50	0.82	CS50-8X12	8G42V
3/4"	3/4"	1.50	1.00	CS50-12X12	12G42V
3/4"	1"	1.75	1.00	CS50-12X16	12G46V
1"	1"	1.75	1.12	CS50-16X16	16G46V
1"	1-1/4"	2.00	1.12	CS50-16X20	16G50V
1-1/4"	1-1/4"	2.00	1.12	CS50-20X20	20G50V

C
GRIP CRIMP COUPLINGS

D
3 SERIES THERMOPLASTIC

VARI-CRIMP

Code 61 Split Flange - 90° Bend

Hose I.D.	Flange Size	A-Dia. Inches	B-Drop Inches	Part No.	Previous Part Number
1/2"	1/2"	1.19	1.62	CS53-8X8	8G71V
1/2"	3/4"	1.50	1.68	CS53-8X12	8G72V
3/4"	3/4"	1.50	2.12	CS53-12X12	12G72V
3/4"	1"	1.75	2.12	CS53-12X16	12G76V
1"	1"	1.75	2.38	CS53-16X16	16G76V
1"	1-1/4"	2.00	2.38	CS53-16X20	16G80V
1-1/4"	1-1/4"	2.00	2.62	CS53-20X20	20G80V

E
REUSABLES, PUSHON, ACCESS.

F
ADAPTERS

VARI-CRIMP

Code 61 Split Flange Kits

Flange Size	A Inches	B Inches	C Inches	Complete Kit Part No.	O-Ring Part No.
1/2"	1.50	.69	11/32	SFK-8	8252
3/4"	1.88	.88	13/32	SFK-12	12252
1"	2.06	1.03	13/32	SFK-16	16252
1-1/4"	2.31	1.19	15/32	SFK-20	20252

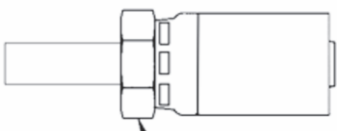

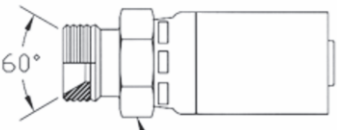

G
FABRICATION EQUIPMENT

H
THREAD ID TECHNICAL

www.couplamatic.com

VARI-CRIMP COUPLINGS

Hydraulic Hose ends for 100R1 thin cover (57 MB-1,56MB-1), 100R2 thin cover (57 MB-2, 56MB-2), 2SN (1/4-5/8), HY-PLUS I (HPI), & III (HPIII), 100R16/2SC (1/4-5/8) (R16), Dura-Hyd R16 (1/4-5/8) (DH16), Dura-Hyd EX R16 (1/4-5/8) (DHEX16), 100R17 (1/4-3/4) (R17 & R17R), Dura-Hyd R17 (1/4-3/4) (DH17 & WDH17), 100R3 (3319A), and 100R4 (104MB) hose. For 1-1/2" and 2" 100R2 Thin Cover (56MB-2) see Bite to Wire GW Spiral Hose Couplings on page B27. The Vari-Crimp coupling is compatible with virtually all Crimp Machines. Trivalent Zinc Plating.

HOSE	VARI-CRIMP		Standpipe					
	Hose I.D.	Tube Size	Tube Rise	Hex Size	Part No.	Previous Part Number		
A VARI-CRIMP COUPLINGS		1/4"	1/4"	1.10	5/8"	CS21-4X4	4T04V	
		3/8"	3/8"	1.30	3/4"	CS21-6X6	6T06V	
		1/2"	1/2"	1.58	7/8"	CS21-8X8	8T08V	
		5/8"	5/8"	1.34	1"	CS21-10X10	10T10V	
		3/4"	3/4"	1.17	1-1/8"	CS21-12X12	12T12V	
		1"	1"	1.30	1-3/8"	CS21-16X16	16T16V	
C GRIP CRIMP COUPLINGS	VARI-CRIMP		BSPT - British Standard Tapered - Male Pipe Solid					
	Hose I.D.	BSPT Size	Thread Size	Hex Size	Part No.	Previous Part Number		
D 3 SERIES THERMOPLASTIC		1/4"	1/4"	R-1/4-19	5/8"	CS35-4X4	4T54V	
		3/8"	3/8"	R-3/8-19	3/4"	CS35-6X6	6T56V	
		1/2"	1/2"	R-1/2-14	7/8"	CS35-8X8	8T58V	
		3/4"	3/4"	R-3/4-14	1-1/8"	CS35-12X12	12T62V	
							R. as part of thread size is ISO designation for tapered thread	
E QUICK COUPLERS	VARI-CRIMP		BSPP - British Standard Parallel 60° Seat - Male Pipe Solid					
	Hose I.D.	BSPP Size	Thread Size	Hex Size	Part No.	Previous Part Number		
F REUSABLE PUSH-ON ACCESS.		1/4"	1/4"	G-1/4-19	11/16"	CS36-4X4	4P54V	
		3/8"	3/8"	G-3/8-19	3/4"	CS36-6X6	6P56V	
		3/8"	1/2"	G-1/2-14	1"	CS36-6X8	6P58V	
		1/2"	3/8"	G-3/8-19	7/8"	CS36-8X6	8P56V	
		1/2"	1/2"	G-1/2-14	1"	CS36-8X8	8P58V	
		3/4"	3/4"	G-3/4-14	1-1/8"	CS36-12X12	12P62V	
							G. as part of thread size is ISO designation for parallel thread	
G ADAPTERS	VARI-CRIMP		BSPP - British Standard Parallel 60° Cone - Female Swivel					
	Hose I.D.	BSPP Size	Thread Size	Hex Size	Nut Hex	Part No.	Previous Part Number	
H FABRICATION EQUIPMENT		1/4"	1/4"	G-1/4-19	9/16"	3/4"	CS10-4X4	481V
		1/4"	3/8"	G-3/8-19	3/4"	7/8"	CS10-4X6	486V
		3/8"	3/8"	G-3/8-19	3/4"	7/8"	CS10-6X6	681V
		3/8"	1/2"	G-1/2-14	3/4"	1"	CS10-6X8	694V
		1/2"	1/2"	G-1/2-14	7/8"	1"	CS10-8X8	881V
		5/8"	5/8"	G-5/8-14	15/16"	1-3/16"	CS10-10X10	1081V
		3/4"	3/4"	G-3/4-14	1-1/8"	1-1/4"	CS10-12X12	1281V
		1"	1"	G-1-11	1-3/8"	1-1/2"	CS10-16X16	1681V
		1-1/4"	1-1/4"	G-1-1/4-11	1-11/16"	1-7/8"	CS10-20X20	2081V
								G. as part of thread size is ISO designation for parallel thread
J THREAD ID TECHNICAL								
WWW.COULAMATIC.COM								

VARI-CRIMP COUPLINGS

Hydraulic Hose ends for 100R1 thin cover (57 MB-1,56MB-1), 100R2 thin cover (57 MB-2, 56MB-2), 2SN (1/4-5/8), HY-PLUS I (HPI), & III (HPIII), 100R16/2SC (1/4-5/8) (R16), Dura-Hyd R16 (1/4-5/8) (DH16), Dura-Hyd EX R16 (1/4-5/8) (DHEX16), 100R17 (1/4-3/4) (R17 & R17R), Dura-Hyd R17 (1/4-3/4) (DH17 & WDH17), 100R3 (3319A), and 100R4 (104MB) hose. For 1-1/2" and 2" 100R2 Thin Cover (56MB-2) see Bite to Wire GW Spiral Hose Couplings on page B27. The Vari-Crimp coupling is compatible with virtually all Crimp Machines. Trivalent Zinc Plating.

VARI-CRIMP

BSPB - British Standard Parallel
60° Cone - 45° Bend Female Swivel

Hose I.D.	BSPB Size	Thread Size	A-Drop Inches	Nut Hex	Part No.	Previous Part Number
1/4"	1/4"	G-1/4-19	0.91	3/4"	CS43-4X4	4P44V
3/8"	3/8"	G-3/8-19	0.90	7/8"	CS43-6X6	6P46V
1/2"	1/2"	G-1/2-14	0.87	1"	CS43-8X8	8P48V
3/4"	3/4"	G-3/4-14	1.31	1-1/4"	CS43-12X12	12P52V

G. as part of thread size is ISO designation for parallel thread

VARI-CRIMP

BSPB - British Standard Parallel
60° Cone - 90° Bend Female Swivel

Hose I.D.	BSPB Size	Thread Size	A-Drop Inches	Nut Hex	Part No.	Previous Part Number
1/4"	1/4"	G-1/4-19	1.50	3/4"	CS46-4X4	4P74V
3/8"	3/8"	G-3/8-19	1.60	7/8"	CS46-6X6	6P76V
1/2"	1/2"	G-1/2-14	1.89	1"	CS46-8X8	8P78V
5/8"	5/8"	G-5/8-14	1.83	1-3/16"	CS46-10X10	10P80V
3/4"	3/4"	G-3/4-14	2.55	1-1/4"	CS46-12X12	12P82V
1"	1"	G-1-11	2.98	1-1/2"	CS46-16X16	16P86V

G. as part of thread size is ISO designation of parallel thread

VARI-CRIMP

JIS 30° Flare Parallel Pipe - Female Swivel

Hose I.D.	Tube Size	Thread Size	Hex Size	Nut Hex	Part No.	Previous Part Number
1/4"	1/4"	G-1/4-19	9/16"	3/4"	CS40-4X4	4L04V
1/4"	3/8"	G-3/8-19	11/16"	7/8"	CS40-4X6	4L06V
3/8"	3/8"	G-3/8-19	11/16"	7/8"	CS40-6X6	6L06V
1/2"	1/2"	G-1/2-14	7/8"	1-1/16"	CS40-8X8	8L08V
3/4"	3/4"	G-3/4-14	1-1/8"	1-1/4"	CS40-12X12	12L12V
1"	1"	G-1-11	1-3/8"	1-1/2"	CS40-16X16	16L16V

G. as part of thread size is ISO designation of parallel thread

VARI-CRIMP

Komatsu 30° Flare - Female Swivel

Hose I.D.	Thread Size	Hex Size	Nut Hex	Part No.	Previous Part Number
1/4"	M14x1.5	9/16"	3/4"	CS39-4X14	4K14V
3/8"	M18x1.5	11/16"	7/8"	CS39-6X18	6K18V
1/2"	M22x1.5	7/8"	1"	CS39-8X22	8K22V
5/8"	M24x1.5	1"	1-1/4"	CS39-10X24	10K24V
3/4"	M30x1.5	1-1/8"	1-3/8"	CS39-12X30	12K30V
1"	M33x1.5	1-3/8"	1-5/8"	CS39-16X33	16K33V
1-1/4"	M36x1.5	1-11/16"	1-7/8"	CS39-20X36	20K36V

HOSE
A

VARI-CRIMP
COUPLINGS
B

GRIP CRIMP
COUPLINGS
C

3 SERIES
THERMOPLASTIC
D

QUICK
COUPLERS
E

REUSABLES,
PUSHON, ACCESS.
F

ADAPTERS
G

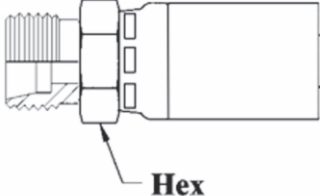
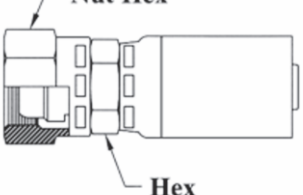

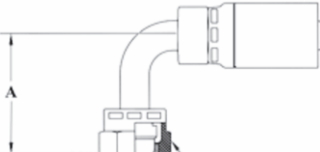
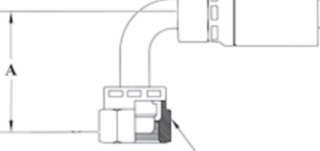
FABRICATION
EQUIPMENT
H

THREAD ID
TECHNICAL
J

WWW.
COUPLAMATIC
COM
WWW

VARI-CRIMP COUPLINGS

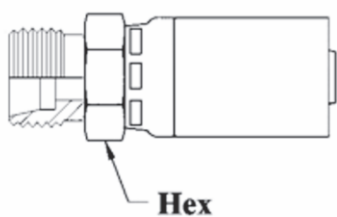
Hydraulic Hose ends for 100R1 thin cover (57 MB-1,56MB-1), 100R2 thin cover (57 MB-2, 56MB-2), 2SN (1/4-5/8), HY-PLUS I (HPI), & III (HPIII), 100R16/2SC (1/4-5/8) (R16), Dura-Hyd R16 (1/4-5/8) (DH16), Dura-Hyd EX R16 (1/4-5/8) (DHEX16), 100R17 (1/4-3/4) (R17 & R17R), Dura-Hyd R17 (1/4-3/4) (DH17 & WDH17), 100R3 (3319A), and 100R4 (104MB) hose. For 1-1/2" and 2" 100R2 Thin Cover (56MB-2) see Bite to Wire GW Spiral Hose Couplings on page B27. The Vari-Crimp coupling is compatible with virtually all Crimp Machines. Trivalent Zinc Plating.

HOSE	VARI-CRIMP		DIN Light 24° Seat - Male Solid					
	Hose I.D.	Thread Size	Tube OD	Hex Size	Part No.	Previous Part Number		
A VARI-CRIMP COUPLINGS		1/4"	M14x1.5	8mm	9/16"	CS66-4X8	4M08V	
		3/8"	M16x1.5	10mm	3/4"	CS66-6X10	6M10V	
		3/8"	M18x1.5	12mm	3/4"	CS66-6X12	6M12V	
		1/2"	M22x1.5	15mm	7/8"	CS66-8X15	8M15V	
		5/8"	M26x1.5	18mm	1-1/16"	CS66-10X18	10M18V	
		3/4"	M30x2.0	22mm	1-1/4"	CS66-12X22	12M22V	
				Hex				
C GRIP CRIMP COUPLINGS	VARI-CRIMP		DIN Light Universal Seat - Female Swivel					
	Hose I.D.	Tube Size	Thread Size	Hex Size	Nut Hex	Part No.	Previous Part Number	
D 3 SERIES THERMOPLASTIC		1/4"	6mm	M12x1.5	9/16"	11/16"	CS37-4X6	4C06V
		1/4"	8mm	M14x1.5	9/16"	11/16"	CS37-4X8	4C08V
		1/4"	10mm	M16x1.5	9/16"	3/4"	CS37-4X10	4C10V
		3/8"	10mm	M16x1.5	11/16"	3/4"	CS37-6X10	6C10V
		3/8"	12mm	M18x1.5	11/16"	7/8"	CS37-6X12	6C12V
		1/2"	15mm	M22x1.5	7/8"	1-1/16"	CS37-8X15	8C15V
		5/8"	18mm	M26x1.5	15/16"	1-1/4"	CS37-10X18	10C18V
		3/4"	22mm	M30x2.0	1-1/8"	1-1/2"	CS37-12X22	12C22V
		1"	28mm	M36x2.0	1-3/8"	1-7/8"	CS37-16X28	16C28V
					Nut Hex			
				Hex				
E QUICK COUPLERS	VARI-CRIMP		DIN Light Universal Seat - Female Swivel 45° Bend					
	Hose I.D.	Tube Size	Thread Size	A-Drop Inches	Nut Hex	Part No.	Previous Part Number	
F REUSABLE PUSH-ON ACCESS.		1/4"	8mm	M14x1.5	0.96	11/16"	CS41-4X8	4D08V
		1/4"	10mm	M16x1.5	0.96	3/4"	CS41-4X10	4D10V
		3/8"	10mm	M16x1.5	0.96	3/4"	CS41-6X10	6D10V
		3/8"	12mm	M18x1.5	1.00	7/8"	CS41-6X12	6D12V
		1/2"	15mm	M22x1.5	1.18	1-1/16"	CS41-8X15	8D15V
		5/8"	18mm	M26x1.5	1.25	1-1/4"	CS41-10X18	10D18V
		3/4"	22mm	M30x2.0	1.41	1-1/2"	CS41-12X22	12D22V
						Nut Hex		
G ADAPTERS	VARI-CRIMP		DIN Light Universal Seat - Female Swivel 90° Bend					
	Hose I.D.	Tube Size	Thread Size	A-Drop Inches	Nut Hex	Part No.	Previous Part Number	
H FABRICATION EQUIPMENT		1/4"	8mm	M14x1.5	1.48	11/16"	CS44-4X8	4D58V
		1/4"	10mm	M16x1.5	1.65	3/4"	CS44-4X10	4D60V
		3/8"	10mm	M16x1.5	1.65	3/4"	CS44-6X10	6D60V
		3/8"	12mm	M18x1.5	1.65	7/8"	CS44-6X12	6D62V
		1/2"	15mm	M22x1.5	1.93	1-1/16"	CS44-8X15	8D65V
		5/8"	18mm	M26x1.5	2.31	1-1/4"	CS44-10X18	10D68V
		3/4"	22mm	M30x2.0	2.59	1-1/2"	CS44-12X22	12D72V
						Nut Hex		
J THREAD ID TECHNICAL	VARI-CRIMP		DIN Light Universal Seat - Female Swivel 90° Bend					
	Hose I.D.	Tube Size	Thread Size	A-Drop Inches	Nut Hex	Part No.	Previous Part Number	
WWW.COUPLAMATIC.COM		1/4"	8mm	M14x1.5	1.48	11/16"	CS44-4X8	4D58V
		1/4"	10mm	M16x1.5	1.65	3/4"	CS44-4X10	4D60V
		3/8"	10mm	M16x1.5	1.65	3/4"	CS44-6X10	6D60V
		3/8"	12mm	M18x1.5	1.65	7/8"	CS44-6X12	6D62V
		1/2"	15mm	M22x1.5	1.93	1-1/16"	CS44-8X15	8D65V
		5/8"	18mm	M26x1.5	2.31	1-1/4"	CS44-10X18	10D68V
		3/4"	22mm	M30x2.0	2.59	1-1/2"	CS44-12X22	12D72V
						Nut Hex		

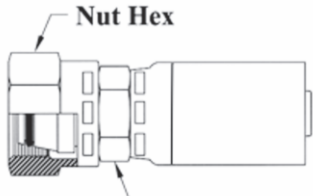
VARI-CRIMP COUPLINGS

Hydraulic Hose ends for 100R1 thin cover (57 MB-1,56MB-1), 100R2 thin cover (57 MB-2, 56MB-2), 2SN (1/4-5/8), HY-PLUS I (HPI), & III (HPIII), 100R16/2SC (1/4-5/8) (R16), Dura-Hyd R16 (1/4-5/8) (DH16), Dura-Hyd EX R16 (1/4-5/8) (DHEX16), 100R17 (1/4-3/4) (R17 & R17R), Dura-Hyd R17 (1/4-3/4) (DH17 & WDH17), 100R3 (3319A), and 100R4 (104MB) hose. For 1-1/2" and 2" 100R2 Thin Cover (56MB-2) see Bite to Wire GW Spiral Hose Couplings on page B27. The Vari-Crimp coupling is compatible with virtually all Crimp Machines. Trivalent Zinc Plating.

VARI-CRIMP DIN Heavy 24° Seat - Male Solid

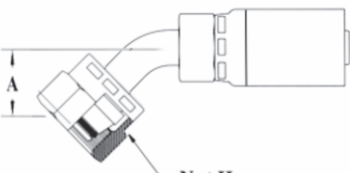
		Hose I.D.	Thread Size	Tube Size	Hex Size	Part No.	Previous Part Number
 <p>Hex</p>	1/4"	M16x1.5	8mm	11/16"	CS67-4X8	4M58V	
	1/4"	M18x1.5	10mm	3/4"	CS67-4X10	4M60V	
	3/8"	M18x1.5	10mm	3/4"	CS67-6X10	6M60V	
	3/8"	M20x1.5	12mm	13/16"	CS67-6X12	6M62V	
	3/8"	M22x1.5	14mm	7/8"	CS67-6X14	6M64V	
	1/2"	M24x1.5	16mm	7/8"	CS67-8X16	8M66V	
	5/8"	M30x2.0	20mm	1-1/4"	CS67-10X20	10M70V	

VARI-CRIMP DIN Heavy 24° Seat - Female Swivel

		Hose I.D.	Tube Size	Thread Size	Hex Size	Nut Hex	Part No.	Previous Part Number
 <p>Nut Hex</p> <p>Hex</p>	1/4"	8mm	M16x1.5	9/16"	3/4"	CS38-4X8	4C58V	
	1/4"	10mm	M18x1.5	5/8"	7/8"	CS38-4X10	4C60V	
	3/8"	10mm	M18x1.5	3/4"	7/8"	CS38-6X10	6C60V	
	3/8"	12mm	M20x1.5	3/4"	1"	CS38-6X12	6C62V	
	3/8"	14mm	M22x1.5	13/16"	1-1/16"	CS38-6X14	6C64V	
	1/2"	16mm	M24x1.5	7/8"	1-1/8"	CS38-8X16	8C66V	
	5/8"	20mm	M30x2.0	1-1/8"	1-1/2"	CS38-10X20	10C70V	
	3/4"	20mm	M30x2.0	1-1/8"	1-1/2"	CS38-12X20	12C70V	
	3/4"	25mm	M36x2.0	1-1/4"	1-5/8"	CS38-12X25	12C75V	
	1"	30mm	M42x2.0	1-11/16"	2"	CS38-16X30	16C80V	

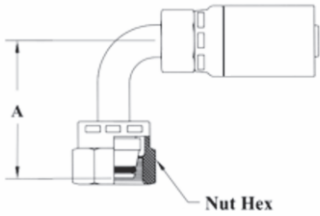
Includes O-Ring

VARI-CRIMP DIN Heavy 24° Seat - Female Swivel 45° Bend

		Hose I.D.	Tube Size	Thread Size	A-Drop Inches	Nut Hex	Part No.	Previous Part Number
 <p>Nut Hex</p>	1/4"	10mm	M18x1.5	0.96	7/8"	CS42-4X10	4H10V	
	3/8"	12mm	M20x1.5	1.13	1"	CS42-6X12	6H12V	
	1/2"	16mm	M24x1.5	1.25	1-1/8"	CS42-8X16	8H16V	
	5/8"	20mm	M30x2.0	1.50	1-1/2"	CS42-10X20	10H20V	

Includes O-Ring

VARI-CRIMP DIN Heavy 24° Seat - Female Swivel 90° Bend


		Hose I.D.	Tube Size	Thread Size	A-Drop Inches	Nut Hex	Part No.	Previous Part Number
 <p>Nut Hex</p>	1/4"	10mm	M18x1.5	1.50	7/8"	CS45-4X10	4H60V	
	3/8"	12mm	M20x1.5	1.95	1"	CS45-6X12	6H62V	
	3/8"	14mm	M22x1.5	2.07	1-1/16"	CS45-6X14	6H64V	
	1/2"	16mm	M24x1.5	2.05	1-1/8"	CS45-8X16	8H66V	
	5/8"	20mm	M30x2.0	2.38	1-1/2"	CS45-10X20	10H70V	

Includes O-Ring

HOSE	A
VARI-CRIMP COUPLINGS	B
GRIP CRIMP COUPLINGS	C
3 SERIES THERMOPLASTIC	D
QUICK COUPLERS	E
REUSABLES, PUSH-ON, ACCESS.	F
ADAPTERS	G
FABRICATION EQUIPMENT	H
THREAD ID TECHNICAL	J
WWW.COUPPLAMATIC.COM	WWW

VARI-CRIMP COUPLINGS

Hydraulic Hose ends for 100R1 thin cover (57 MB-1, 56MB-1), 100R2 thin cover (57 MB-2, 56MB-2), 2SN (1/4-5/8), HY-PLUS I (HPI), & III (HPIII), 100R16/2SC (1/4-5/8) (R16), Dura-Hyd R16 (1/4-5/8) (DH16), Dura-Hyd EX R16 (1/4-5/8) (DHEX16), 100R17 (1/4-3/4) (R17 & R17R), Dura-Hyd R17 (1/4-3/4) (DH17 & WDH17), 100R3 (3319A), and 100R4 (104MB) hose. For 1-1/2" and 2" 100R2 Thin Cover (56MB-2) see Bite to Wire GW Spiral Hose Couplings on page B27. The Vari-Crimp coupling is compatible with virtually all Crimp Machines. Trivalent Zinc Plating.


A HOSE	VARI-CRIMP Clamp Sleeve For Routing			
B VARI-CRIMP COUPLINGS	Hose I.D.	Part No.	Previous Part Number	
C GRIP CRIMP COUPLINGS		1/4"	CS70-4	19VN
D 3 SERIES THERMOPLASTIC		3/8"	CS70-6	25VN
E QUICK COUPLERS		1/2"	CS70-8	29VN
F REUSABLES, PUSHON, ACCESS.		5/8"	CS70-10	35VN
G ADAPTERS		3/4"	CS70-12	39VN
H FABRICATION EQUIPMENT		For use with 100R1AT & 100R2AT size hoses to provide support for routing clamps.		
J THREAD ID TECHNICAL	Visit www.couplamatic.com or call your sales representative to get the most current crimp charts.			
WWW.COUPLAMATIC.COM				

A SERIES COUPLINGS

Bite to the Wire Hydraulic Hose ends for 100R1/1SN thin cover (57MB-1, 56MB-1), 100R2 thin cover (57MB-2, 56MB-2), 2SN (2SN), 2SK (2SK), HY-PLUS I (HPI), & III (HPIII), 100R16/2SC (R16), Dura-Hyd R16 (DH16), Dura-Hyd EX R16 (DHEX16), 100R17 (R17 & R17R), Dura-Hyd R17 (DH17 & WDH17), & Jack hose (Male NPTF Solid Only) (JH). A Series couplings can be crimped in virtually all adjustable crimp machines. Some non-adjustable crimp equipment can produce crimp dimensions within CSI's recommended crimp specification. **Trivalent Zinc Plating.**

A SERIES

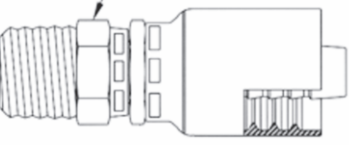
NPTF - Male Solid

	Hose I.D.	Pipe Size	Thread Size	Hex Size	Part No.
 <p>Hex</p>	1/4"	1/8"	1/8-27	9/16"	A01-4x2
	1/4"	1/4"	1/4-18	9/16"	A01-4x4
	1/4"	3/8"	3/8-18	11/16"	A01-4x6
	1/4"	1/2"	1/2-14	7/8"	A01-4x8
	3/8"	1/4"	1/4-18	3/4"	A01-6x4
	3/8"	3/8"	3/8-18	3/4"	A01-6x6
	3/8"	1/2"	1/2-14	7/8"	A01-6x8
	1/2"	3/8"	3/8-18	7/8"	A01-8x6
	1/2"	1/2"	1/2-14	7/8"	A01-8x8
	1/2"	3/4"	3/4-14	1-1/8"	A01-8x12
	5/8"	1/2"	1/2-14	15/16"	A01-10x8
	5/8"	3/4"	3/4-14	1-1/8"	A01-10x12
	3/4"	1/2"	1/2-14	1-1/8"	A01-12x8
	3/4"	3/4"	3/4-14	1-1/8"	A01-12x12
	3/4"	1"	1-11 1/2	1-3/8"	A01-12x16
	1"	3/4"	3/4-14	1-3/8"	A01-16x12
	1"	1"	1-11 1/2	1-3/8"	A01-16x16
	1-1/4"	1-1/4"	1 1/4-11 1/2	1-11/16"	A01-20x20

A	HOSE
B	VARIABLE CRIMP COUPLINGS
C	GRIP CRIMP COUPLINGS
D	3 SERIES THERMOPLASTIC

A SERIES

NPTF - Male Swivel

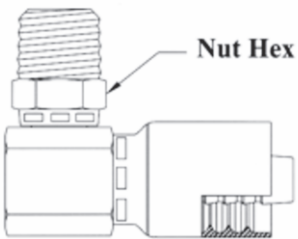
	Hose I.D.	Pipe Size	Thread Size	Nut Hex	Part No.
 <p>Nut Hex</p>	1/4"	1/8"	1/8-27	5/8"	A04-4x2
	1/4"	1/4"	1/4-18	5/8"	A04-4x4
	1/4"	3/8"	3/8-18	3/4"	A04-4x6
	3/8"	1/4"	1/4-18	3/4"	A04-6x4
	3/8"	3/8"	3/8-18	3/4"	A04-6x6
	3/8"	1/2"	1/2-14	7/8"	A04-6x8
	1/2"	3/8"	3/8-18	3/4"	A04-8x6
	1/2"	1/2"	1/2-14	7/8"	A04-8x8
	3/4"	3/4"	3/4-14	1-1/4"	A04-12x12
	1"	1"	1-11 1/2	1-3/8"	A04-16x16

Swivel for installation purposes only. Leakage may occur at low pressure.

E	QUICK COUPLERS
F	REUSABLES, PUSHON, ACCESS.
G	ADAPTERS

A SERIES

NPTF - Male Swivel 90°

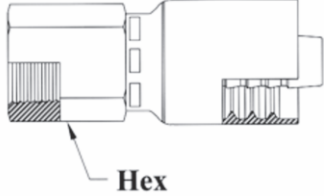
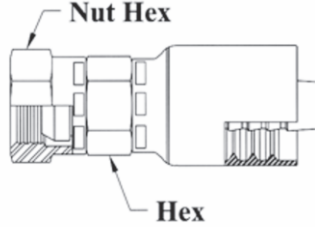
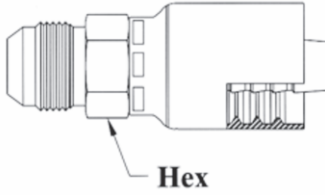
	Hose I.D.	Pipe Size	Thread Size	Nut Hex	Part No.
 <p>Nut Hex</p>	1/4"	1/4"	1/4-18	5/8"	A14 4x4
	3/8"	3/8"	3/8-18	3/4"	A14-6x6
	3/8"	1/2"	1/2-14	7/8"	A14-6x8
	1/2"	1/2"	1/2-14	7/8"	A14-8x8

Swivel for installation purposes only. Leakage may occur at low pressure.

H	FABRICATION EQUIPMENT
J	THREAD ID TECHNICAL
WWW.	COUPLAMATIC.COM

A SERIES COUPLINGS

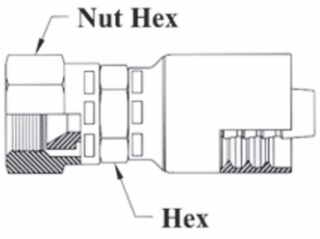
Bite to the Wire Hydraulic Hose ends for 100R1/1SN thin cover (57MB-1, 56MB-1), 100R2 thin cover (57MB-2, 56MB-2), 2SN (2SN), 2SK (2SK), HY-PLUS I (HPI), & III (HPIII), 100R16/2SC (R16), Dura-Hyd R16 (DH16), Dura-Hyd EX R16 (DHEX16), 100R17 (R17 & R17R), Dura-Hyd R17 (DH17 & WDH17), & Jack hose (Male NPTF Solid Only) (JH). A Series couplings can be crimped in virtually all adjustable crimp machines. Some non-adjustable crimp equipment can produce crimp dimensions within CSI's recommended crimp specification. Trivalent Zinc Plating.

HOSE	A SERIES		NPTF - Female Solid			Part No.	
	Hose I.D.	Pipe Size	Thread Size	Hex Size	Hex Size		
A VARIABLE CRIMP COUPLINGS		1/4"	1/8"	1/8-27	5/8"	A02-4x2	
		1/4"	1/4"	1/4-18	3/4"	A02-4x4	
		3/8"	1/4"	1/4-18	3/4"	A02-6x4	
		3/8"	3/8"	3/8-18	7/8"	A02-6x6	
		1/2"	1/2"	1/2-14	1"	A02-8x8	
		3/4"	3/4"	3/4-14	1-1/4"	A02-12x12	
C GRIP CRIMP COUPLINGS	A SERIES		NPSM - Female Swivel			Part No.	
	Hose I.D.	Pipe Size	Thread Size	Hex Size	Nut Hex		
D 3 SERIES THERMOPLASTIC		1/4"	1/4"	1/4-18	9/16"	11/16"	A05-4x4
		3/8"	3/8"	3/8-18	11/16"	7/8"	A05-6x6
		3/8"	1/2"	1/2-14	3/4"	1"	A05-6x8
		1/2"	1/2"	1/2-14	7/8"	1"	A05-8x8
		3/4"	3/4"	3/4-14	1-1/8"	1-1/4"	A05-12x12
		1"	1"	1-11 1/2	1-3/8"	1-1/2"	A05-16x16
		1-1/4"	1-1/4"	1 1/4-11 1/2	1-11/16"	1-7/8"	A05-20x20
E QUICK COUPLERS	A SERIES		JIC 37° - Male Solid			Part No.	
	Hose I.D.	Thread Size	Tube O.D.	Hex Size	Hex Size		
F REUSABLE PUSH-ON ACCESS.		1/4"	7/16x20	1/4"	9/16"	A08-4x4	
		1/4"	1/2x20	5/16"	9/16"	A08-4x5	
		1/4"	9/16x18	3/8"	5/8"	A08-4x6	
		3/8"	9/16x18	3/8"	11/16"	A08-6x6	
		3/8"	3/4x16	1/2"	3/4"	A08-6x8	
		3/8"	7/8x14	5/8"	7/8"	A08-6x10	
		1/2"	3/4x16	1/2"	7/8"	A08-8x8	
		1/2"	7/8x14	5/8"	7/8"	A08-8x10	
		1/2"	1-1/16x12	3/4"	1-1/8"	A08-8x12	
		5/8"	7/8x14	5/8"	15/16"	A08-10x10	
G ADAPTERS		5/8"	1-1/16x12	3/4"	1-1/8"	A08-10x12	
		3/4"	1-1/16x12	3/4"	1-1/8"	A08-12x12	
		3/4"	1-5/16x12	1"	1-3/8"	A08-12x16	
H FABRICATION EQUIPMENT		1"	1-5/16x12	1"	1-3/8"	A08-16x16	
		1-1/4"	1-5/8x12	1-1/4"	1-11/16"	A08-20x20	
J THREAD ID TECHNICAL							
WWW.COUPLAMATIC.COM							

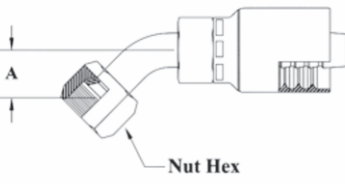
A SERIES COUPLINGS

Bite to the Wire Hydraulic Hose ends for 100R1/1SN thin cover (57MB-1, 56MB-1), 100R2 thin cover (57MB-2, 56MB-2), 2SN (2SN), 2SK (2SK), HY-PLUS I (HPI), & III (HPIII), 100R16/2SC (R16), Dura-Hyd R16 (DH16), Dura-Hyd EX R16 (DHEX16), 100R17 (R17 & R17R), Dura-Hyd R17 (DH17 & WDH17), & Jack hose (Male NPTF Solid Only) (JH). A Series couplings can be crimped in virtually all adjustable crimp machines. Some non-adjustable crimp equipment can produce crimp dimensions within CSI's recommended crimp specification. **Trivalent Zinc Plating.**

A SERIES JIC 37° - Female Swivel

		Hose I.D.	Thread Size	Tube O.D.	Hex Size	Nut Hex	Part No.	A HOSE
		1/4"	7/16x20	1/4"	9/16"	9/16"	A09-4x4	B VAR-CRIMP COUPLINGS
		1/4"	1/2x20	5/16"	9/16"	5/8"	A09-4x5	
		1/4"	9/16x18	3/8"	9/16"	11/16"	A09-4x6	
		3/8"	7/16x20	1/4"	11/16"	9/16"	A09-6x4	
		3/8"	9/16x18	3/8"	11/16"	11/16"	A09-6x6	
		3/8"	3/4x16	1/2"	11/16"	7/8"	A09-6x8	
		3/8"	7/8x14	5/8"	7/8"	1"	A09-6x10	C GRIP CRIMP COUPLINGS
		1/2"	9/16x18	3/8"	7/8"	11/16"	A09-8x6	
		1/2"	3/4x16	1/2"	7/8"	7/8"	A09-8x8	
		1/2"	7/8x14	5/8"	7/8"	1"	A09-8x10	
		1/2"	1-1/16x12	3/4"	1-1/8"	1-1/4"	A09-8x12	
		5/8"	3/4x16	1/2"	15/16"	7/8"	A09-10x8	
		5/8"	7/8x14	5/8"	15/16"	1"	A09-10x10	D 3 SERIES THERMOPLASTIC
		5/8"	1-1/16x12	3/4"	1-1/8"	1-1/4"	A09-10x12	
		3/4"	7/8x14	5/8"	1-1/16"	1"	A09-12x10	
		3/4"	1-1/16x12	3/4"	1-1/8"	1-1/4"	A09-12x12	
		3/4"	1-3/16x12	7/8"	1-3/8"	1-1/2"	A09-12x14	
		3/4"	1-5/16x12	1"	1-3/8"	1-1/2"	A09-12x16	
		1"	1-1/16x12	3/4"	1-3/8"	1-1/4"	A09-16x12	E QUICK COUPLERS
		1"	1-5/16x12	1"	1-3/8"	1-1/2"	A09-16x16	
	1"	1-5/8x12	1-1/4"	1-11/16"	2"	A09-16x20		
	1-1/4"	1-5/8x12	1-1/4"	1-11/16"	2"	A09-20x20		

A SERIES JIC/SAE Dual Seat - 45° Female Swivel

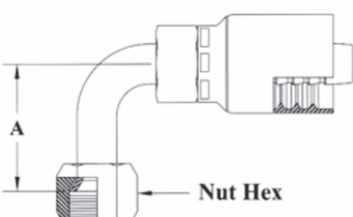
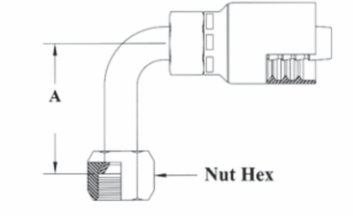
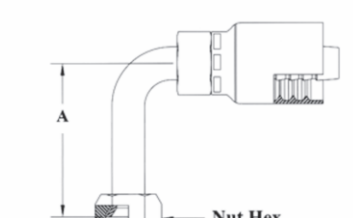
		Hose I.D.	Thread Size	Tube O.D.	A - Drop Inches	Nut Hex	Part No.	F REUSABLES, PUSHON, ACCESS.
		1/4"	7/16x20	1/4"	0.47	9/16"	A25-4x4	G ADAPTERS
		1/4"	1/2x20	5/16"	0.53	5/8"	A25-4x5	
		1/4"	9/16x18	3/8"	0.59	11/16"	A25-4x6*	
		3/8"	7/16x20	1/4"	0.47	9/16"	A25-6x4	
		3/8"	9/16x18	3/8"	0.59	11/16"	A25-6x6*	
		3/8"	3/4x16	1/2"	0.71	7/8"	A25-6x8	
		1/2"	3/4x16	1/2"	0.71	7/8"	A25-8x8	H FABRICATION EQUIPMENT
		1/2"	7/8x14	5/8"	0.84	1"	A25-8x10	
		5/8"	7/8x14	5/8"	0.68	1"	A25-10x10	
		5/8"	1-1/16x12	3/4"	0.78	1-1/4"	A25-10x12*	
		3/4"	1-1/16x12	3/4"	1.12	1-1/4"	A25-12x12*	
		3/4"	1-5/16x12	1"	1.15	1-1/2"	A25-12x16*	
		1"	1-5/16x12	1"	1.15	1-1/2"	A25-16x16*	J THREAD ID TECHNICAL
		1-1/4"	1-5/8x12	1-1/4"	1.69	2"	A25 20x20	

*JIC Seat and thread only

WWW.
COUPLAMATIC
COM

A SERIES COUPLINGS

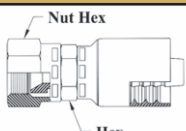
Bite to the Wire Hydraulic Hose ends for 100R1/1SN thin cover (57MB-1, 56MB-1), 100R2 thin cover (57MB-2, 56MB-2), 2SN (2SN), 2SK (2SK), HY-PLUS I (HPI), & III (HPIII), 100R16/2SC (R16), Dura-Hyd R16 (DH16), Dura-Hyd EX R16 (DHEX16), 100R17 (R17 & R17R), Dura-Hyd R17 (DH17 & WDH17), & Jack hose (Male NPTF Solid Only) (JH). A Series couplings can be crimped in virtually all adjustable crimp machines. Some non-adjustable crimp equipment can produce crimp dimensions within CSI's recommended crimp specification. Trivalent Zinc Plating.

HOSE	A SERIES		JIC/SAE Dual Seat - 90° Female Swivel				Part No.
	Hose I.D.	Thread Size	Tube O.D.	A - Drop Inches	Nut Hex		
A VARIABLE CRIMP COUPLINGS		1/4"	7/16x20	1/4"	0.81	9/16"	A26-4x4
		1/4"	1/2x20	5/16"	0.83	5/8"	A26-4x5
		1/4"	9/16x18	3/8"	0.91	11/16"	A26-4x6*
		3/8"	7/16x20	1/4"	0.81	9/16"	A26-6x4
		3/8"	9/16x18	3/8"	0.91	11/16"	A26-6x6*
		3/8"	3/4x16	1/2"	1.15	7/8"	A26-6x8
		1/2"	3/4x16	1/2"	1.15	7/8"	A26-8x8
		1/2"	7/8x14	5/8"	1.23	1"	A26-8x10
		5/8"	7/8x14	5/8"	1.23	1"	A26-10x10
		5/8"	1-1/16x12	3/4"	1.88	1-1/4"	A26-10x12*
		3/4"	7/8x14	5/8"	1.23	1"	A26-12x10
		3/4"	1-1/16x12	3/4"	1.88	1-1/4"	A26-12x12*
		3/4"	1-5/16x12	1"	2.20	1-1/2"	A26-12x16*
C GRIP CRIMP COUPLINGS	1"	1-5/16x12	1"	2.20	1-1/2"	A26-16x16*	
	1-1/4"	1-5/8x12	1-1/4"	3.31	2"	A26-20x20	
	*JIC Seat and thread only						
D 3 SERIES THERMOPLASTIC							
E QUICK COUPLERS	A SERIES		JIC/SAE Dual Seat - 90° Female Swivel Medium Drop				Part No.
	Hose I.D.	Thread Size	Tube O.D.	A - Drop Inches	Nut Hex		
F REUSABLE PUSH-ON ACCESS.		1/4"	7/16x20	1/4"	1.26	9/16"	A24-4x4
		3/8"	9/16x18	3/8"	1.50	11/16"	A24-6x6*
		1/2"	3/4x16	1/2"	1.63	7/8"	A24-8x8
		3/4"	1-1/16x12	3/4"	2.28	1-1/4"	A24-12x12*
*JIC Seat and thread only							
G ADAPTERS							
H FABRICATION EQUIPMENT	A SERIES		JIC/SAE Dual Seat - 90° Female Swivel Long Drop				Part No.
	Hose I.D.	Thread Size	Tube O.D.	A - Drop Inches	Nut Hex		
J THREAD ID TECHNICAL		1/4"	7/16x20	1/4"	1.80	9/16"	A27-4x4
		1/4"	9/16x18	3/8"	1.80	11/16"	A27-4x6*
		3/8"	9/16x18	3/8"	2.18	11/16"	A27-6x6*
		3/8"	3/4x16	1/2"	2.50	7/8"	A27-6x8
		1/2"	3/4x16	1/2"	2.50	7/8"	A27-8x8
		1/2"	7/8x14	5/8"	2.75	1"	A27-8x10
		5/8"	7/8x14	5/8"	2.75	1"	A27-10x10
		3/4"	1-1/16x12	3/4"	3.73	1-1/4"	A27-12x12*
		1"	1-5/16x12	1"	4.50	1-1/2"	A27-16x16*
		*JIC Seat and thread only					
WWW.COULAMATIC.COM							

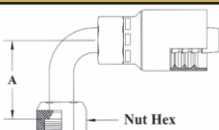
A SERIES COUPLINGS

Bite to the Wire Hydraulic Hose ends for 100R1/1SN thin cover (57MB-1, 56MB-1), 100R2 thin cover (57MB-2, 56MB-2), 2SN (2SN), 2SK (2SK), HY-PLUS I (HPI), & III (HPIII), 100R16/2SC (R16), Dura-Hyd R16 (DH16), Dura-Hyd EX R16 (DHEX16), 100R17 (R17 & R17R), Dura-Hyd R17 (DH17 & WDH17), & Jack hose (Male NPTF Solid Only) (JH). A Series couplings can be crimped in virtually all adjustable crimp machines. Some non-adjustable crimp equipment can produce crimp dimensions within CSI's recommended crimp specification. **Trivalent Zinc Plating.**

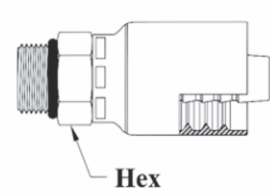
A SERIES SAE 45° - Female Swivel

Hose I.D.	Thread Size	Tube OD	Hex Size	Nut Hex	Part No.	
	3/8"	5/8x18	3/8"	3/4"	13/16"	A07-6x6


A SERIES SAE 45° Seat - 90° Female Swivel

Hose I.D.	Thread Size	Tube O.D.	A - Drop Inches	Nut Hex	Part No.	
	3/8"	5/8x18	3/8"	0.91	3/4"	A23-6x6

A SERIES ORB - Male Solid


Hose I.D.	Thread Size	Tube O.D.	Hex Size	Part No.	
	1/4"	7/16x20	1/4"	9/16"	A11-4x4
	1/4"	1/2x20	5/16"	5/8"	A11-4x5
	1/4"	9/16x18	3/8"	11/16"	A11-4x6
	3/8"	9/16x18	3/8"	11/16"	A11-6x6
	3/8"	3/4x16	1/2"	7/8"	A11-6x8
	1/2"	3/4x16	1/2"	7/8"	A11-8x8
	1/2"	7/8x14	5/8"	1"	A11-8x10
	1/2"	1-1/16x12	3/4"	1-1/4"	A11-8x12
	5/8"	7/8x14	5/8"	1"	A11-10x10
	5/8"	1-1/16x12	3/4"	1-1/4"	A11-10x12
	3/4"	1-1/16x12	3/4"	1-1/4"	A11-12x12
	1"	1-5/16x12	1"	1-1/2"	A11-16x16

A SERIES ORB - Male Swivel

Hose I.D.	Thread Size	Tube O.D.	Nut Hex	Part No.	
	1/4"	7/16x20	1/4"	5/8"	A12-4x4
	3/8"	9/16x18	3/8"	3/4"	A12-6x6
	3/8"	3/4x16	1/2"	7/8"	A12-6x8
	1/2"	3/4x16	1/2"	7/8"	A12-8x8
	1/2"	7/8x14	5/8"	1"	A12-8x10

Swivel for installation purposes only. Leakage may occur at low pressure.

A SERIES ORB - Male Swivel 90°

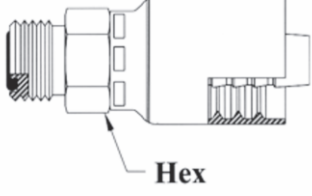

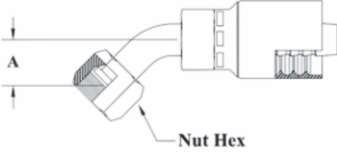
Hose I.D.	Thread Size	Tube O.D.	Nut Hex	Part No.	
	3/8"	9/16x18	3/8"	3/4"	A15-6x6
	3/8"	3/4x16	1/2"	7/8"	A15-6x8
	1/2"	3/4x16	1/2"	7/8"	A15-8x8
	1/2"	7/8x14	5/8"	1"	A15-8x10

Swivel for installation purposes only. Leakage may occur at low pressure.

A HOSE
B VARI-CRIMP COUPLINGS
C GRIP CRIMP COUPLINGS
D 3 SERIES THERMOPLASTIC
E QUICK COUPLERS
F REUSABLES, PUSHON, ACCESS.
G ADAPTERS
H FABRICATION EQUIPMENT
J THREAD ID TECHNICAL
WWW.COUPLAMATIC.COM

A SERIES COUPLINGS

Bite to the Wire Hydraulic Hose ends for 100R1/1SN thin cover (57MB-1, 56MB-1), 100R2 thin cover (57MB-2, 56MB-2), 2SN (2SN), 2SK (2SK), HY-PLUS I (HPI), & III (HPIII), 100R16/2SC (R16), Dura-Hyd R16 (DH16), Dura-Hyd EX R16 (DHEX16), 100R17 (R17 & R17R), Dura-Hyd R17 (DH17 & WDH17), & Jack hose (Male NPTF Solid Only) (JH). A Series couplings can be crimped in virtually all adjustable crimp machines. Some non-adjustable crimp equipment can produce crimp dimensions within CSI's recommended crimp specification. Trivalent Zinc Plating.

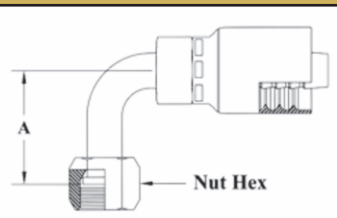
HOSE	A SERIES O-Ring Face Seal (ORF) - Male Solid						
	Hose I.D.	Thread Size	Tube O.D.	Hex Size	Part No.		
A VARIABLE CRIMP COUPLINGS		1/4"	9/16x18	1/4"	5/8"	A29-4x4	
		3/8"	11/16x16	3/8"	3/4"	A29-6x6	
		3/8"	13/16x16	1/2"	7/8"	A29-6x8	
		1/2"	13/16x16	1/2"	7/8"	A29-8x8	
		1/2"	1x14	5/8"	1-1/16"	A29-8x10	
		5/8"	1x14	5/8"	1-1/16"	A29-10x10	
		5/8"	1-3/16x12	3/4"	1-1/4"	A29-10x12	
		3/4"	1-3/16x12	3/4"	1-1/4"	A29-12x12	
		1"	1-7/16x12	1"	1-1/2"	A29-16x16	
		Couplings are capped with O-ring included.					
C GRIP CRIMP COUPLINGS							
D 3 SERIES THERMOPLASTIC	A SERIES O-Ring Face Seal (ORF) - Female Swivel						
	Hose I.D.	Thread Size	Tube O.D.	Nut Hex	Part No.		
E QUICK COUPLERS		1/4"	9/16x18	1/4"	11/16"	A30-4x4	
		1/4"	11/16x16	3/8"	13/16"	A30-4x6	
		1/4"	13/16x16	1/2"	15/16"	A30-4x8	
		3/8"	9/16x18	1/4"	11/16"	A30-6x4	
		3/8"	11/16x16	3/8"	13/16"	A30-6x6	
		3/8"	13/16x16	1/2"	15/16"	A30-6x8	
		1/2"	11/16x16	3/8"	13/16"	A30-8x6	
		1/2"	13/16x16	1/2"	15/16"	A30-8x8	
		1/2"	1x14	5/8"	1-1/8"	A30-8x10	
		1/2"	1-3/16x12	3/4"	1-3/8"	A30-8x12	
F REUSABLE PUSH-ON ACCESS.		5/8"	1x14	5/8"	1-1/8"	A30-10x10	
		5/8"	1-3/16x12	3/4"	1-3/8"	A30-10x12	
		3/4"	1-3/16x12	3/4"	1-3/8"	A30-12x12	
		3/4"	1-7/16x12	1"	1-5/8"	A30-12x16	
		1"	1-7/16x12	1"	1-5/8"	A30-16x16	
		1-1/4"	1-11/16x12	1-1/4"	1-7/8"	A30-20x20	
G ADAPTERS							
H FABRICATION EQUIPMENT	A SERIES O-Ring Face Seal (ORF) - 45° Female Swivel						
	Hose I.D.	Thread Size	Tube O.D.	A - Drop Inches	Nut Hex	Part No.	
J THREAD ID TECHNICAL		1/4"	9/16x18	1/4"	0.41	11/16"	A31-4x4
		1/4"	11/16x16	3/8"	0.48	13/16"	A31-4x6
		3/8"	11/16x16	3/8"	0.43	13/16"	A31-6x6
		3/8"	13/16x16	1/2"	0.60	15/16"	A31-6x8
		1/2"	11/16x16	3/8"	0.43	13/16"	A31-8x6
		1/2"	13/16x16	1/2"	0.59	15/16"	A31-8x8
		1/2"	1x14	5/8"	0.68	1-1/8"	A31-8x10
		5/8"	1x14	5/8"	0.68	1-1/8"	A31-10x10
		5/8"	1-3/16x12	3/4"	0.83	1-3/8"	A31-10x12
		3/4"	1x14	5/8"	0.68	1-1/8"	A31-12x10
WWW COUPLAMATIC.COM		3/4"	1-3/16x12	3/4"	0.83	1-3/8"	A31-12x12
		1"	1-7/16x12	1"	1.15	1-5/8"	A31-16x16
		1-1/4"	1-11/16x12	1-1/4"	1.07	1-7/8"	A31-20x20

A SERIES COUPLINGS

Bite to the Wire Hydraulic Hose ends for 100R1/1SN thin cover (57MB-1, 56MB-1), 100R2 thin cover (57MB-2, 56MB-2), 2SN (2SN), 2SK (2SK), HY-PLUS I (HPI), & III (HPIII), 100R16/2SC (R16), Dura-Hyd R16 (DH16), Dura-Hyd EX R16 (DHEX16), 100R17 (R17 & R17R), Dura-Hyd R17 (DH17 & WDH17), & Jack hose (Male NPTF Solid Only) (JH). A Series couplings can be crimped in virtually all adjustable crimp machines. Some non-adjustable crimp equipment can produce crimp dimensions within CSI's recommended crimp specification. Trivalent Zinc Plating.

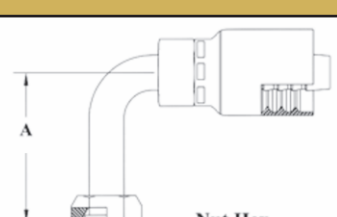
A SERIES

O-Ring Face Seal (ORF) - 90° Female Swivel

		Hose I.D.	Thread Size	Tube O.D.	A - Drop Inches	Nut Hex	Part No.	HOSE A
		1/4"	9/16x18	1/4"	0.78	11/16"	A32-4x4	B VAR-CRIMP COUPLINGS
		1/4"	11/16x16	3/8"	0.90	13/16"	A32-4x6	
		3/8"	9/16x18	1/4"	0.78	11/16"	A32-6x4	
		3/8"	11/16x16	3/8"	0.90	13/16"	A32-6x6	
		3/8"	13/16x16	1/2"	1.15	15/16"	A32-6x8	
		1/2"	11/16x16	3/8"	0.92	13/16"	A32-8x6	
		1/2"	13/16x16	1/2"	1.15	15/16"	A32-8x8	C GRIP CRIMP COUPLINGS
		1/2"	1x14	5/8"	1.27	1-1/8"	A32-8x10	
		5/8"	1x14	5/8"	1.27	1-1/8"	A32-10x10	
		5/8"	1-3/16x12	3/4"	1.88	1-3/8"	A32-10x12	D 3 SERIES THERMOPLASTIC
		3/4"	1x14	5/8"	1.27	1-1/8"	A32-12x10	
		3/4"	1-3/16x12	3/4"	1.88	1-3/8"	A32-12x12	
		3/4"	1-7/16x12	1"	2.20	1-5/8"	A32-12x16	
		1"	1-7/16x12	1"	2.20	1-5/8"	A32-16x16	
		1-1/4"	1-11/16x12	1-1/4"	2.51	1-7/8"	A32-20x20	

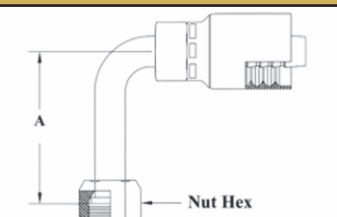
A SERIES

O-Ring Face Seal (ORF) - 90° Female Swivel Medium Drop

		Hose I.D.	Thread Size	Tube OD	A-Drop Inches	Nut Hex	Part No.	QUICK COUPLERS E
		1/4"	9/16x18	1/4"	1.26	11/16"	A34-4x4	F REUSABLES, PUSH-ON, ACCESS.
		3/8"	11/16x16	3/8"	1.51	13/16"	A34-6x6	
		3/8"	13/16x16	1/2"	1.62	15/16"	A34-6x8	
		1/2"	13/16x16	1/2"	1.62	15/16"	A34-8x8	
		3/4"	1-3/16x12	3/4"	2.28	1-3/8"	A34-12x12	G ADAPTERS
		1"	1-7/16x12	1"	2.78	1-5/8"	A34-16x16	
		1-1/4"	1-11/16x12	1-1/4"	3.09	1-7/8"	A34-20x20	


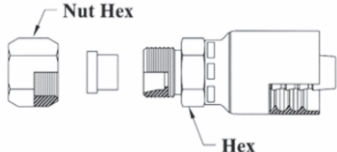
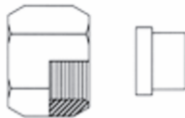
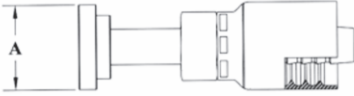
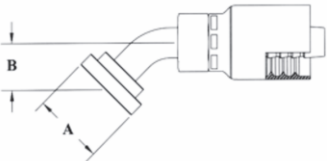
A SERIES

O-Ring Face Seal (ORF) - 90° Female Swivel Long Drop

		Hose I.D.	Thread Size	Tube O.D.	A - Drop Inches	Nut Hex	Part No.	FABRICATION EQUIPMENT H
		1/4"	9/16x18	1/4"	1.80	11/16"	A33-4x4	J THREAD ID TECHNICAL
		1/4"	11/16x16	3/8"	2.13	13/16"	A33-4x6	
		3/8"	11/16x16	3/8"	2.13	13/16"	A33-6x6	
		3/8"	13/16x16	1/2"	2.51	15/16"	A33-6x8	
		1/2"	13/16x16	1/2"	2.51	15/16"	A33-8x8	
		1/2"	1x14	5/8"	2.76	1-1/8"	A33-8x10	WWW. COUPLAMATIC COM
		5/8"	1x14	5/8"	2.76	1-1/8"	A33-10x10	
		3/4"	1-3/16x12	3/4"	3.78	1-3/8"	A33-12x12	
		1"	1-7/16x12	1"	4.50	1-5/8"	A33-16x16	

A SERIES COUPLINGS

Bite to the Wire Hydraulic Hose ends for 100R1/1SN thin cover (57MB-1, 56MB-1), 100R2 thin cover (57MB-2, 56MB-2), 2SN (2SN), 2SK (2SK), HY-PLUS I (HPI), & III (HPIII), 100R16/2SC (R16), Dura-Hyd R16 (DH16), Dura-Hyd EX R16 (DHEX16), 100R17 (R17 & R17R), Dura-Hyd R17 (DH17 & WDH17), & Jack hose (Male NPTF Solid Only) (JH). A Series couplings can be crimped in virtually all adjustable crimp machines. Some non-adjustable crimp equipment can produce crimp dimensions within CSI's recommended crimp specification. Trivalent Zinc Plating.

HOSE	A SERIES		O-Ring For O-Ring Face Seal (ORF)				
	Thread Size	Tube OD	Part No.				
VAR-CRIMP COUPLINGS		9/16x18	1/4"	4629x4			
		11/16x16	3/8"	4629x6			
		13/16x16	1/2"	4629x8			
		1x14	5/8"	4629x10			
		1-3/16x12	3/4"	4629x12			
		1-7/16x12	1"	4629x16			
1-11/16x12	1-1/4"	4629x20					
GRIP CRIMP COUPLINGS	A SERIES		Tube Repair Couplings				
	Hose I.D.	Thread Size	Tube OD	Hex Size	Nut Hex	Part No.	
3 SERIES THERMOPLASTIC		1/4"	7/16x20	1/4"	9/16"	9/16"	A28-4x4
		1/4"	1/2x20	5/16"	9/16"	5/8"	A28-4x5
		3/8"	9/16x18	3/8"	11/16"	11/16"	A28-6x6
		3/8"	3/4x16	1/2"	3/4"	7/8"	A28-6x8
		1/2"	3/4x16	1/2"	7/8"	7/8"	A28-8x8
QUICK COUPLERS		Nuts and Sleeves					
		Tube Size	Nut Part No.	Sleeve Part No.			
		1/4"	718x4	719x4			
		5/16"	718x5	719x5			
		3/8"	718x6	719x6			
1/2"	718x8	719x8					
REUSABLES PUSH-ON ACCESS.	A SERIES		Code 61 Split Flange - Straight				
	Hose I.D.	Flange Size	A-Dia Inches	Part No.			
ADAPTERS		1/2"	1/2"	1.19	A47-8x8		
		3/4"	3/4"	1.50	A47-12x12		
		3/4"	1"	1.75	A47-12x16		
		1"	1"	1.75	A47-16x16		
		1-1/4"	1-1/4"	2.00	A47-20x20		
FABRICATION EQUIPMENT	A SERIES		Code 61 Split Flange - 45° Bend				
	Hose I.D.	Flange Size	A-Dia Inches	B-Drop Inches	Part No.		
THREAD ID TECHNICAL		3/4"	3/4"	1.50	1.00	A50-12x12	
		3/4"	1"	1.75	1.00	A50-12x16	
		1"	1"	1.75	1.12	A50-16x16	
		1-1/4"	1-1/4"	2.00	1.12	A50-20x20	
WWW.COUPLAMATIC.COM							

A SERIES COUPLINGS

Bite to the Wire Hydraulic Hose ends for 100R1/1SN thin cover (57MB-1, 56MB-1), 100R2 thin cover (57MB-2, 56MB-2), 2SN (2SN), 2SK (2SK), HY-PLUS I (HPI), & III (HPIII), 100R16/2SC (R16), Dura-Hyd R16 (DH16), Dura-Hyd EX R16 (DHEX16), 100R17 (R17 & R17R), Dura-Hyd R17 (DH17 & WDH17), & Jack hose (Male NPTF Solid Only) (JH). A Series couplings can be crimped in virtually all adjustable crimp machines. Some non-adjustable crimp equipment can produce crimp dimensions within CSI's recommended crimp specification. **Trivalent Zinc Plating.**

A SERIES

Code 61 Split Flange - 90° Bend

Hose I.D.	Flange Size	A-Dia Inches	B-Drop Inches	Part No.
1/2"	1/2"	1.19	1.62	A53-8x8
1/2"	3/4"	1.50	1.68	A53-8x12
3/4"	3/4"	1.50	2.12	A53-12x12
3/4"	1"	1.75	2.12	A53-12x16
1"	1"	1.75	2.38	A53-16x16
1"	1-1/4"	2.00	2.38	A53-16x20
1-1/4"	1-1/4"	2.00	2.62	A53-20x20

HOSE
A
VAR-CRIMP
COUPLINGS
B

A SERIES

Code 61 Split Flange Kits

Flange Size	A Inches	B Inches	C Inches	Complete Kit Part No.	O-Ring Part No.
3/4"	1.88	.88	13/32	SFK-12	12252
1"	2.06	1.03	13/32	SFK-16	16252
1-1/4"	2.31	1.19	15/32	SFK-20	20252

GRIP CRIMP
COUPLINGS
C
3 SERIES
THERMOPLASTIC
D

A SERIES

BSPP - British Standard Parallel 60° Cone - Female Swivel

Hose I.D.	BSPP Size	Thread Size	Hex Size	Nut Hex	Part No.
1/4"	1/4"	G-1/4-19	9/16"	3/4"	A10-4x4
1/4"	3/8"	G-3/8-19	3/4"	7/8"	A10-4x6
3/8"	3/8"	G-3/8-19	3/4"	7/8"	A10-6x6
1/2"	1/2"	G-1/2-14	7/8"	1"	A10-8x8
3/4"	3/4"	G-3/4-14	1-1/8"	1-1/4"	A10-12x12
1"	1"	G-1-11	1-3/8"	1-1/2"	A10-16x16
1-1/4"	1-1/4"	G-1-1/4-11	1-11/16"	1-7/8"	A10-20x20

G. as part of thread size is ISO designation for parallel thread

QUICK
COUPLERS
E
REUSABLES,
PUSHON, ACCESS.
F

A SERIES

BSPP - British Standard Parallel 60° Cone - 45° Bend Female Swivel

Hose I.D.	BSPP Size	Thread Size	A-Drop Inches	Nut Hex	Part No.
1/4"	1/4"	G-1/4-19	0.91	3/4"	A43-4x4
3/8"	3/8"	G-3/8-19	0.90	7/8"	A43-6x6
1/2"	1/2"	G-1/2-14	0.87	1"	A43-8x8
3/4"	3/4"	G-3/4-14	1.31	1-1/4"	A43-12x12

G. as part of thread size is ISO designation for parallel thread

ADAPTERS
G
FABRICATION
EQUIPMENT
H
THREAD ID
TECHNICAL
J
WWW.
COUPLAMATIC
COM

A SERIES COUPLINGS

Bite to the Wire Hydraulic Hose ends for 100R1/1SN thin cover (57MB-1, 56MB-1), 100R2 thin cover (57MB-2, 56MB-2), 2SN (2SN), 2SK (2SK), HY-PLUS I (HPI), & III (HPIII), 100R16/2SC (R16), Dura-Hyd R16 (DH16), Dura-Hyd EX R16 (DHEX16), 100R17 (R17 & R17R), Dura-Hyd R17 (DH17 & WDH17), & Jack hose (Male NPTF Solid Only) (JH). A Series couplings can be crimped in virtually all adjustable crimp machines. Some non-adjustable crimp equipment can produce crimp dimensions within CSI's recommended crimp specification. Trivalent Zinc Plating.

HOSE	A SERIES		BSPP - British Standard Parallel 60° Cone - 90° Bend Female Swivel			Part No.	
	Hose I.D.	BSPP Size	Thread Size	A-Drop Inches	Nut Hex		
A VARIABLE CRIMP COUPLINGS	1/4"	1/4"	G-1/4-19	1.50	3/4"	A46-4x4	
	3/8"	3/8"	G-3/8-19	1.60	7/8"	A46-6x6	
	1/2"	1/2"	G-1/2-14	1.89	1"	A46-8x8	
	5/8"	5/8"	G-5/8-14	1.83	1-3/16"	A46-10x10	
	3/4"	3/4"	G-3/4-14	2.55	1-1/4"	A46-12x12	
	1"	1"	G-1-11	2.98	1-1/2"	A46-16x16	
	G. as part of thread size is ISO designation for parallel thread						
C GRIP CRIMP COUPLINGS	A SERIES		JIS 30° Flare Parallel Pipe - Female Swivel			Part No.	
D 3 SERIES THERMOPLASTIC	Hose I.D.	Tube Size	Thread Size	Hex Size	Nut Hex		
	1/4"	1/4"	G-1/4-19	5/8"	3/4"	A40-4x4	
	3/8"	3/8"	G-3/8-19	11/16"	7/8"	A40-6x6	
	1/2"	1/2"	G-1/2-14	7/8"	1-1/16"	A40-8x8	
E QUICK COUPLERS	3/4"	3/4"	G-3/4-14	1-1/8"	1-1/4"	A40-12x12	
	G. as part of thread size is ISO designation for parallel thread						
F REUSABLE PUSH ON ACCESS	A SERIES		Komatsu 30° Flare - Female Swivel			Part No.	
G ADAPTERS	Hose I.D.	Thread Size	Hex Size	Nut Hex	Part No.		
	1/4"	M14x1.5	5/8"	3/4"	A39-4x14		
	3/8"	M18x1.5	11/16"	7/8"	A39-6x18		
	1/2"	M22x1.5	7/8"	1"	A39-8x22		
	5/8"	M24x1.5	1"	1-1/4"	A39-10x24		
3/4"	M30x1.5	1-1/8"	1-3/8"	A39-12x30			
H FABRICATION EQUIPMENT	A SERIES		DIN Light Universal Seat - Female Swivel			Part No.	
J THREAD ID TECHNICAL	Hose I.D.	Tube Size	Thread Size	Hex Size	Nut Hex		
	1/4"	6mm	M12x1.5	5/8"	11/16"	A37-4x6	
	1/4"	8mm	M14x1.5	5/8"	11/16"	A37-4x8	
	1/4"	10mm	M16x1.5	5/8"	3/4"	A37-4x10	
	3/8"	10mm	M16x1.5	11/16"	3/4"	A37-6x10	
	3/8"	12mm	M18x1.5	11/16"	7/8"	A37-6x12	
	1/2"	15mm	M22x1.5	7/8"	1-1/16"	A37-8x15	
3/4"	22mm	M30x2.0	1-1/8"	1-1/2"	A37-12x22		
K WWW.COM	G. as part of thread size is ISO designation for parallel thread						

A SERIES COUPLINGS

Bite to the Wire Hydraulic Hose ends for 100R1/1SN thin cover (57MB-1, 56MB-1), 100R2 thin cover (57MB-2, 56MB-2), 2SN (2SN), 2SK (2SK), HY-PLUS I (HPI), & III (HPIII), 100R16/2SC (R16), Dura-Hyd R16 (DH16), Dura-Hyd EX R16 (DHEX16), 100R17 (R17 & R17R), Dura-Hyd R17 (DH17 & WDH17), & Jack hose (Male NPTF Solid Only) (JH). A Series couplings can be crimped in virtually all adjustable crimp machines. Some non-adjustable crimp equipment can produce crimp dimensions within CSI's recommended crimp specification. **Trivalent Zinc Plating.**

A SERIES

DIN Light Universal Seat - Female
Swivel 45° Bend

Hose I.D.	Tube Size	Thread Size	A-Drop Inches	Nut Hex	Part No.
1/4"	8mm	M14x1.5	0.97	11/16"	A41-4x8
1/4"	10mm	M16x1.5	0.96	3/4"	A41-4x10
3/8"	12mm	M18x1.5	1.00	7/8"	A41-6x12
1/2"	15mm	M22x1.5	1.18	1-1/16"	A41-8x15

HOSE
A
VAR-CRIMP
COUPLINGS
B

A SERIES

DIN Light Universal Seat - Female
Swivel 90° Bend

Hose I.D.	Tube Size	Thread Size	A - Drop Inches	Nut Hex	Part No.
1/4"	8mm	M14x1.5	1.48	11/16"	A44-4x8
1/4"	10mm	M16x1.5	1.65	3/4"	A44-4x10
3/8"	10mm	M16x1.5	1.65	3/4"	A44-6x10
3/8"	12mm	M18x1.5	1.65	7/8"	A44-6x12
1/2"	15mm	M22x1.5	1.93	1-1/16"	A44-8x15
5/8"	18mm	M26x1.5	2.31	1-1/4"	A44-10x18
3/4"	22mm	M30x2.0	2.59	1-1/2"	A44-12x22

GRIP CRIMP
COUPLINGS
C
3 SERIES
THERMOPLASTIC
D

A SERIES

DIN Heavy 24° Seat -
Female Swivel

Hose I.D.	Tube Size	Thread Size	Hex Size	Nut Hex	Part No.
1/4"	8mm	M16x1.5	5/8"	3/4"	A38-4x8
1/4"	10mm	M18x1.5	5/8"	7/8"	A38-4x10
3/8"	12mm	M20x1.5	3/4"	1"	A38-6x12
1/2"	16mm	M24x1.5	7/8"	1-1/8"	A38-8x16

O-Ring Included

QUICK
COUPLERS
E
REUSABLES,
PUSHON, ACCESS,
F

A SERIES

DIN Heavy 24° Seat - Female
Swivel 90° Bend

Hose I.D.	Tube Size	Thread Size	A-Drop Inches	Nut Hex	Part No.
1/4"	10mm	M18x1.5	1.50	7/8"	A45-4x10
3/8"	12mm	M20x1.5	1.95	1"	A45-6x12
1/2"	16mm	M24x1.5	2.05	1-1/8"	A45-8x16

O-Ring Included

ADAPTERS
G
FABRICATION
EQUIPMENT
H
THREAD ID
TECHNICAL
J

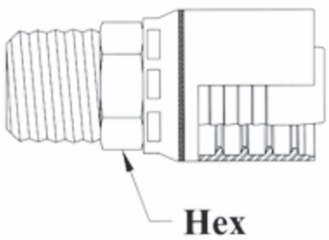

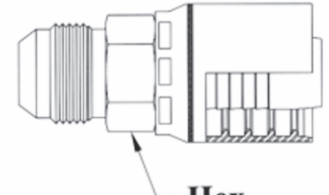



Visit www.couplamatic.com or call your sales representative to get the most current crimp charts.

WWW.
COUPLAMATIC
COM
WWW

GW SERIES 100R12 NO-SKIVE COUPLINGS

Bite to the Wire Hose Ends for 100R12 Four Spiral (SP580, RC12, and DHEXR12), CS-Flex 5 Four Spiral (CS-Flex 5), CS-Flex 6 Four Spiral (CS-Flex 6), 100R2 Thin Cover (3/4" thru 2"), 2SN (3/4"-2"), and 100R4 (1-1/2" & 2"). **NO SKIVE REQUIRED.** The GW Series Four Spiral Coupling is compatible with some fixed and virtually all adjustable spiral crimp machines on the market. Check crimp O.D. carefully.

Trivalent Zinc Plating

A HOSE	GW SERIES		NPTF - Male Solid			Part No.	
	Hose I.D.	Pipe Size	Thread Size	Hex Size			
B VARICRIMP COUPLINGS		1/2"	1/2"	1/2-14	7/8"	GW01-8x8	
		1/2"	3/4"	3/4-14	1-1/8"	GW01-8x12	
		3/4"	3/4"	3/4-14	1-1/8"	GW01-12x12	
		3/4"	1"	1-11 1/2	1-3/8"	GW01-12x16	
		1"	3/4"	3/4-14	1-3/8"	GW01-16x12	
		1"	1"	1-11 1/2	1-3/8"	GW01-16x16	
		1-1/4"	1-1/4"	1 1/4-11 1/2	1-11/16"	GW01-20x20	
		1-1/2"	1-1/2"	1 1/2-11 1/2	2"	GW01-24x24	
C GRIP CRIMP COUPLINGS		2"	2"	2-11 1/2	2-1/2"	GW01-32x32	
D 3 SERIES THERMOPLASTIC	GW SERIES		NPTF (API Thread) - Male Solid			Part No.	
	Hose I.D.	Pipe Size	Thread Size	Hex Size			
D 3 SERIES THERMOPLASTIC		2"	2"	2-11 1/2	2-1/2"	GWAP-32x32	
E QUICK COUPLERS	GW SERIES		JIC 37° - Male Solid			Part No.	
	Hose I.D.	Thread Size	Tube O.D.	Hex Size			
F REUSABLE PUSHON ACCESS.		1/2"	1/2"	3/4x16	7/8"	GW08-8x8	
		1/2"	5/8"	7/8x14	7/8"	GW08-8x10	
		3/4"	3/4"	1-1/16x12	1-1/8"	GW08-12x12	
		3/4"	7/8"	1-3/16x12	1-3/8"	GW08-12x14	
		3/4"	1"	1-5/16x12	1-3/8"	GW08-12x16	
		1"	1"	1-5/16x12	1-3/8"	GW08-16x16	
		1-1/4"	1-1/4"	1-5/8x12	1-11/16"	GW08-20x20	
G ADAPTERS	GW SERIES		JIC 37° - Female Swivel			Part No.	
	Hose I.D.	Thread Size	Tube O.D.	Hex Size	Nut Hex		
H FABRICATION EQUIPMENT		1/2"	3/8"	9/16x18	7/8"	11/16"	GW09-8x6
		1/2"	1/2"	3/4x16	7/8"	7/8"	GW09-8x8
		1/2"	5/8"	7/8x14	7/8"	1"	GW09-8x10
		1/2"	3/4"	1-1/16x12	1-1/8"	1-1/4"	GW09-8x12
		3/4"	3/4"	1-1/16x12	1-1/8"	1-1/4"	GW09-12x12
		3/4"	7/8"	1-3/16x12	1-1/4"	1-1/2"	GW09-12x14
		3/4"	1"	1-5/16x12	1-3/8"	1-1/2"	GW09-12x16
		1"	3/4"	1-1/16x12	1-3/8"	1-1/4"	GW09-16x12
		1"	1"	1-5/16x12	1-3/8"	1-1/2"	GW09-16x16
		1"	1-1/4"	1-5/8x12	1-11/16"	2"	GW09-16x20
J THREAD ID TECHNICAL		1-1/4"	1-1/4"	1-5/8x12	1-11/16"	2"	GW09-20x20
		1-1/4"	1-1/2"	1-7/8x12	1-7/8"	2-1/4"	GW09-20x24
		1-1/2"	1-1/2"	1-7/8x12	2"	2-1/4"	GW09-24x24
		2"	2"	2-1/2x12	2-1/2"	2-7/8"	GW09-32x32
WWW.COUPLAMATIC.COM							

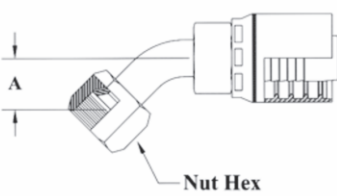
GW SERIES 100R12 NO-SKIVE COUPLINGS

Bite to the Wire Hose Ends for 100R12 Four Spiral (SP580, RC12, and DHEXR12), CS-Flex 5 Four Spiral (CS-Flex 5), CS-Flex 6 Four Spiral (CS-Flex 6), 100R2 Thin Cover (3/4" thru 2"), 2SN (3/4"-2"), and 100R4 (1-1/2" & 2"). **NO SKIVE REQUIRED.** The GW Series Four Spiral Coupling is compatible with some fixed and virtually all adjustable spiral crimp machines on the market. Check crimp O.D. carefully.

Trivalent Zinc Plating

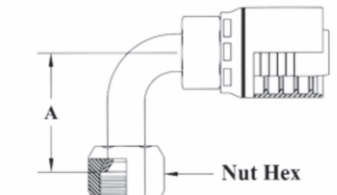
GW SERIES

JIC 37° - 45° Female Swivel

	Hose I.D.	Tube Size	Thread Size	A-Drop Inches	Nut Hex	Part No.
	1/2"	1/2"	3/4x16	0.71	7/8"	GW25-8x8
	1/2"	5/8"	7/8x14	0.84	1"	GW25-8x10
	3/4"	3/4"	1-1/16x12	1.12	1-1/4"	GW25-12x12
	3/4"	1"	1-5/16x12	1.15	1-1/2"	GW25-12x16
	1"	1"	1-5/16x12	1.15	1-1/2"	GW25-16x16
	1-1/4"	1-1/4"	1-5/8x12	1.69	2"	GW25-20x20
	1-1/2"	1-1/2"	1-7/8x12	1.70	2-1/4"	GW25-24x24

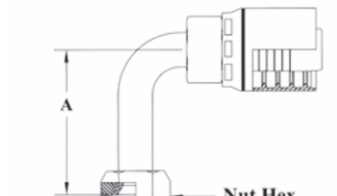
GW SERIES

JIC 37° - 90° Female Swivel

	Hose I.D.	Tube Size	Thread Size	A-Drop Inches	Nut Hex	Part No.
	1/2"	1/2"	3/4x16	1.15	7/8"	GW26-8x8
	1/2"	5/8"	7/8x14	1.23	1"	GW26-8x10
	3/4"	3/4"	1-1/16x12	1.88	1-1/4"	GW26-12x12
	3/4"	1"	1-5/16x12	2.25	1-1/2"	GW26-12x16
	1"	1"	1-5/16x12	2.66	1-1/2"	GW26-16x16
	1-1/4"	1-1/4"	1-5/8x12	3.31	2"	GW26-20x20
	1-1/2"	1-1/2"	1-7/8x12	3.95	2-1/4"	GW26-24x24
	2"	2"	2-1/2x12	4.64	2-7/8"	GW26-32x32

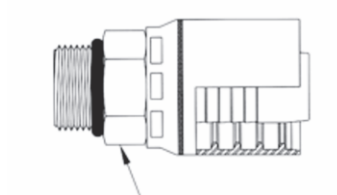
GW SERIES

JIC 37° - 90° Long Drop Female Swivel

	Hose I.D.	Tube Size	Thread Size	A-Drop Inches	Nut Hex	Part No.
	3/4"	3/4"	1-1/16x12	3.73	1-1/4"	GW27-12x12
	1"	1"	1-5/16x12	4.50	1-1/2"	GW27-16x16

GW SERIES

ORB - Male Solid

	Hose I.D.	Tube Size	Thread Size	Hex Size	Part No.
	3/4"	3/4"	1-1/16x12	1-1/8"	GW11-12x12
	1"	1"	1-5/16x12	1-1/2"	GW11-16x16

A
HOSE

B
VARICRIMP
COUPLINGS

C
GRIP CRIMP
COUPLINGS

D
3 SERIES
THERMOPLASTIC

E
QUICK
COUPLERS

F
REUSABLES,
PUSHON, ACCESS.

G
ADAPTERS

H
FABRICATION
EQUIPMENT

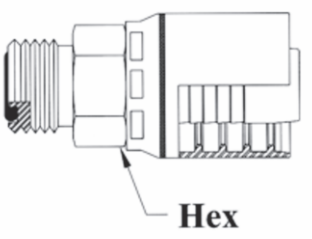

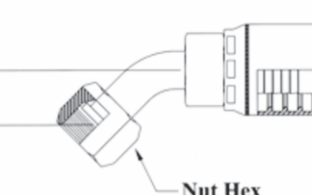
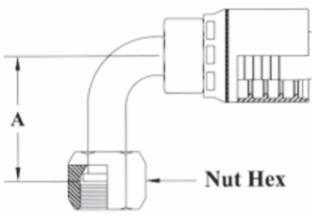
J
THREAD ID
TECHNICAL

WWW.
COUPLAMATIC
COM

GW SERIES 100R12 NO-SKIVE COUPLINGS

Bite to the Wire Hose Ends for 100R12 Four Spiral (SP580, RC12, and DHEXR12), CS-Flex 5 Four Spiral (CS-Flex 5), CS-Flex 6 Four Spiral (CS-Flex 6), 100R2 Thin Cover (3/4" thru 2"), 2SN (3/4"-2"), and 100R4 (1-1/2" & 2"). **NO SKIVE REQUIRED.** The GW Series Four Spiral Coupling is compatible with some fixed and virtually all adjustable spiral crimp machines on the market. Check crimp O.D. carefully.

Trivalent Zinc Plating

A HOSE	GW SERIES O-Ring Face Seal (ORF) - Male Solid						
	Hose I.D.	Tube Size	Thread Size	Hex Size	Part No.		
B VARICRIMP COUPLINGS		1/2"	1/2"	13/16x16	7/8"	GW29-8x8	
		3/4"	3/4"	1-3/16x12	1-1/4"	GW29-12x12	
		1"	1"	1-7/16x12	1-1/2"	GW29-16x16	
Couplings are capped with O-ring included.							
C GRIP CRIMP COUPLINGS	GW SERIES O-Ring Face Seal (ORF) - Female Swivel						
	Hose I.D.	Tube Size	Thread Size	Nut Hex	Part No.		
D 3 SERIES THERMOPLASTIC		1/2"	1/2"	13/16x16	15/16"	GW30-8x8	
		1/2"	5/8"	1x14	1-1/8"	GW30-8x10	
		1/2"	3/4"	1-3/16x12	1-3/8"	GW30-8x12	
		3/4"	5/8"	1x14	1-1/8"	GW30-12x10	
		3/4"	3/4"	1-3/16x12	1-3/8"	GW30-12x12	
		3/4"	1"	1-7/16x12	1-5/8"	GW30-12x16	
		1"	1"	1-7/16x12	1-5/8"	GW30-16x16	
		1-1/4"	1-1/4"	1-11/16x12	1-7/8"	GW30-20x20	
		1-1/2"	1-1/2"	2x12	2-1/4"	GW30-24x24	
E QUICK COUPLERS	GW SERIES O-Ring Face Seal (ORF) - 45° Female Swivel						
	Hose I.D.	Tube Size	Thread Size	A-Drop Inches	Hex Size	Part No.	
F REUSABLE PUSH-ON ACCESS.		1/2"	1/2"	13/16x16	0.59	15/16"	GW31-8x8
		1/2"	5/8"	1x14	0.68	1-1/8"	GW31-8x10
		3/4"	3/4"	1-3/16x12	0.84	1-3/8"	GW31-12x12
		3/4"	1"	1-7/16x12	1.14	1-5/8"	GW31-12x16
		1"	1"	1-7/16x12	1.14	1-5/8"	GW31-16x16
		1-1/4"	1-1/4"	1-11/16x12	1.07	1-7/8"	GW31-20x20
G ADAPTERS							
H FABRICATION EQUIPMENT	GW SERIES O-Ring Face Seal (ORF) - 90° Female Swivel						
	Hose I.D.	Tube Size	Thread Size	A-Drop Inches	Nut Hex	Part No.	
J THREAD ID TECHNICAL		1/2"	1/2"	13/16x16	1.15	15/16"	GW32-8x8
		1/2"	5/8"	1x14	1.27	1-1/8"	GW32-8x10
		3/4"	5/8"	1x14	1.27	1-1/8"	GW32-12x10
		3/4"	3/4"	1-3/16x12	1.88	1-3/8"	GW32-12x12
		3/4"	1"	1-7/16x12	2.20	1-5/8"	GW32-12x16
		1"	1"	1-7/16x12	2.20	1-5/8"	GW32-16x16
		1-1/4"	1-1/4"	1-11/16x12	2.51	1-7/8"	GW32-20x20
WWW COUPLAMATIC COM							

GW SERIES 100R12 NO-SKIVE COUPLINGS

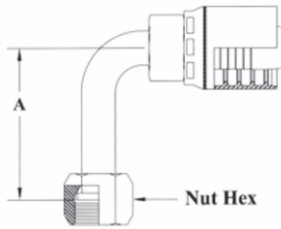
Bite to the Wire Hose Ends for 100R12 Four Spiral (SP580, RC12, and DHEXR12), CS-Flex 5 Four Spiral (CS-Flex 5), CS-Flex 6 Four Spiral (CS-Flex 6), 100R2 Thin Cover (3/4" thru 2"), 2SN (3/4"-2"), and 100R4 (1-1/2" & 2"). **NO SKIVE REQUIRED.** The GW Series Four Spiral Coupling is compatible with some fixed and virtually all adjustable spiral crimp machines on the market. Check crimp O.D. carefully.

Trivalent Zinc Plating

GW SERIES

O-Ring Face Seal (ORF) - 90° Female Swivel Long drop

Hose I.D.	Tube Size	Thread Size	A-Drop Inches	Nut Hex	Part No.
1/2"	1/2"	13/16x16	2.51	15/16"	GW33-8x8
1/2"	5/8"	1x14	2.76	1-1/8"	GW33-8x10
3/4"	3/4"	1-3/16x12	3.78	1-3/8"	GW33-12x12
1"	1"	1-7/16x12	4.50	1-5/8"	GW33-16x16



GW SERIES

O-Ring For O-Ring Face Seal (ORF)

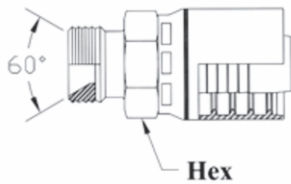
Thread Size	Tube OD	Part No.
13/16x16	1/2"	4629x8
1x14	5/8"	4629x10
1-3/16x12	3/4"	4629x12
1-7/16x12	1"	4629x16
1-11/16x12	1-1/4"	4629x20



GW SERIES

BSPP - British Standard Parallel 60° Seat -Male Pipe Solid

Hose I.D.	BSPP Size	Thread Size	Hex Size	Part No.
3/4"	3/4"	G-3/4-14	1-1/8"	GW36-12x12

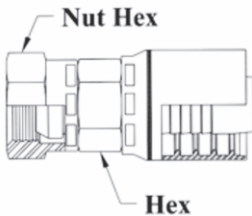


G. as part of thread size is ISO designation for parallel thread

GW SERIES

BSPP - British Standard Parallel 60° Cone - Female Swivel

Hose I.D.	BSPP Size	Thread Size	Hex Size	Nut Hex	Part No.
1/2"	1/2"	G-1/2-14	7/8"	1"	GW10-8x8
3/4"	3/4"	G-3/4-14	1-1/8"	1-1/4"	GW10-12x12
1"	1"	G-1-11	1-3/8"	1-1/2"	GW10-16x16



G. as part of thread size is ISO designation for parallel thread

A
HOSE

B
VARICRIMP
COUPLINGS

C
GRIP CRIMP
COUPLINGS

D
3 SERIES
THERMOPLASTIC

E
QUICK
COUPLERS

F
REUSABLES,
PUSHON, ACCESS.

G
ADAPTERS

H
FABRICATION
EQUIPMENT

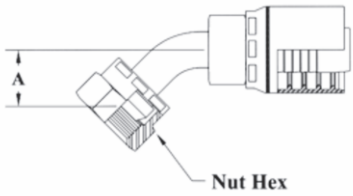
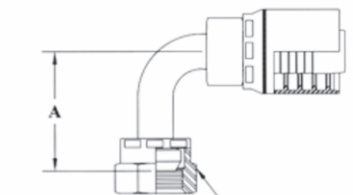
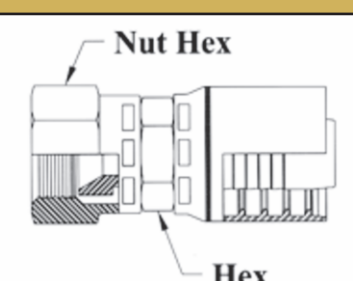
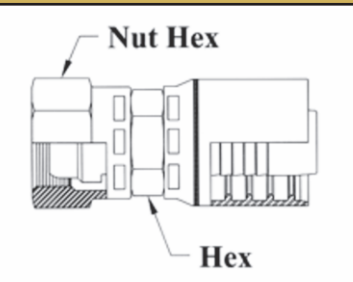
J
THREAD ID
TECHNICAL

WWW.
COUPLAMATIC
COM

GW SERIES 100R12 NO-SKIVE COUPLINGS

Bite to the Wire Hose Ends for 100R12 Four Spiral (SP580, RC12, and DHEXR12), CS-Flex 5 Four Spiral (CS-Flex 5), CS-Flex 6 Four Spiral (CS-Flex 6), 100R2 Thin Cover (3/4" thru 2"), 2SN (3/4"-2"), and 100R4 (1-1/2" & 2"). **NO SKIVE REQUIRED.** The GW Series Four Spiral Coupling is compatible with some fixed and virtually all adjustable spiral crimp machines on the market. Check crimp O.D. carefully.

Trivalent Zinc Plating

A HOSE	GW SERIES		BSPP - British Standard Parallel 60° Cone - 45° Bend Female Swivel			Part No.	
	Hose I.D.	BSPP Size	Thread Size	A-Drop Inches	Nut Hex		
B VARICRIMP COUPLINGS		3/4"	3/4"	G-3/4-14	1.31	1-1/4"	GW43-12x12
		G. as part of thread size is ISO designation for parallel thread					
C GRIP CRIMP COUPLINGS	GW SERIES		BSPP - British Standard Parallel 60° Cone - 90° Bend Female Swivel			Part No.	
	Hose I.D.	BSPP Size	Thread Size	A-Drop Inches	Nut Hex		
D 3 SERIES THERMOPLASTIC		3/4"	3/4"	G-3/4-14	2.55	1-1/4"	GW46-12X12
		G. as part of thread size is ISO designation of parallel thread					
E QUICK COUPLERS	GW SERIES		Komatsu 30° Flare - Female Swivel			Part No.	
	Hose I.D.	Thread Size	Hex Size	Nut Hex			
F REUSABLES PUSHON ACCESS.		1/2"	M22x1.5	7/8"	1"	GW39-8x22	
		3/4"	M30x1.5	1-1/8"	1-3/8"	GW39-12x30	
		1"	M33x1.5	1-3/8"	1-1/2"	GW39-16x33	
G ADAPTERS							
H FABRICATION EQUIPMENT	GW SERIES		DIN Light Universal Seat - Female Swivel			Part No.	
	Hose I.D.	Tube Size	Thread Size	Hex Size	Nut Hex		
J THREAD ID TECHNICAL		1/2"	15mm	M22x1.5	7/8"	1-1/16"	GW37-8x15
		3/4"	22mm	M30x2.0	1-1/8"	1-1/2"	GW37-12x22
		1"	28mm	M36x2.0	1-3/8"	1-7/8"	GW37-16x28
WWW.COULAMATIC.COM							

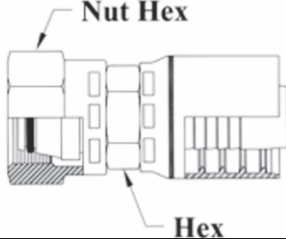
GW SERIES 100R12 NO-SKIVE COUPLINGS

Bite to the Wire Hose Ends for 100R12 Four Spiral (SP580, RC12, and DHEXR12), CS-Flex 5 Four Spiral (CS-Flex 5), CS-Flex 6 Four Spiral (CS-Flex 6), 100R2 Thin Cover (3/4" thru 2"), 2SN (3/4"-2"), and 100R4 (1-1/2" & 2"). **NO SKIVE REQUIRED.** The GW Series Four Spiral Coupling is compatible with some fixed and virtually all adjustable spiral crimp machines on the market. Check crimp O.D. carefully.

Trivalent Zinc Plating

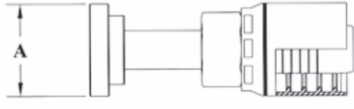
GW SERIES

DIN Heavy 24° Seat - Female Swivel

	Hose I.D.	Tube Size	Thread Size	Hex Size	Nut Hex	Part No.
	1/2"	16mm	M24x1.5	7/8"	1-1/8"	GW38-8x16
	3/4"	25mm	M36x2.0	1-3/8"	1-7/8"	GW38-12x25
	1"	30mm	M42x2.0	1-11/16"	2"	GW38-16x30
Includes O-Ring						


GW SERIES

Code 61 Split Flange - Straight

	Hose I.D.	Flange Size	A-Dia Inches	Part No.
	1/2"	1/2"	1.19	GW47-8x8
	1/2"	3/4"	1.50	GW47-8x12
	3/4"	3/4"	1.50	GW47-12x12
	3/4"	1"	1.75	GW47-12x16
	1"	1"	1.75	GW47-16x16
	1"	1-1/4"	2.00	GW47-16x20
	1-1/4"	1-1/4"	2.00	GW47-20x20
	1-1/4"	1-1/2"	2.38	GW47-20x24
	1-1/2"	1-1/2"	2.38	GW47-24x24
	2"	2"	2.81	GW47-32x32


GW SERIES

Code 61 Split Flange - 22-1/2° Bend

	Hose I.D.	Flange Size	A-Dia Inches	B-Drop Inches	Part No.
	3/4"	3/4"	1.50	0.44	GW48-12x12
	3/4"	1"	1.75	0.44	GW48-12x16
	1"	1"	1.75	0.45	GW48-16x16
	1"	1-1/4"	2.00	0.45	GW48-16x20
	1-1/4"	1-1/4"	2.00	0.50	GW48-20x20

GW SERIES

Code 61 Split Flange - 30° Bend

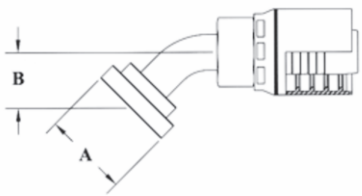
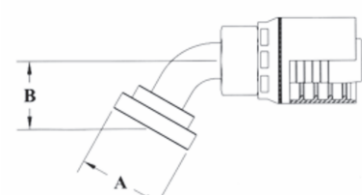
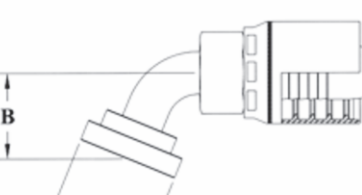
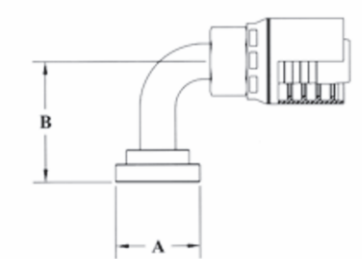
	Hose I.D.	Flange Size	A-Dia Inches	B-Drop Inches	Part No.
	3/4"	3/4"	1.50	0.59	GW49-12x12
	1"	1"	1.75	0.64	GW49-16x16
	1-1/4"	1-1/4"	2.00	0.72	GW49-20x20

A HOSE
B WIRE-CRIMP COUPLINGS
C GRIP-CRIMP COUPLINGS
D 3 SERIES THERMOPLASTIC
E QUICK COUPLERS
F REUSABLES, PUSH-ON, ACCESS.
G ADAPTERS
H FABRICATION EQUIPMENT
J THREAD ID TECHNICAL
WWW.COUPPLAMATIC.COM

GW SERIES 100R12 NO-SKIVE COUPLINGS

Bite to the Wire Hose Ends for 100R12 Four Spiral (SP580, RC12, and DHEXR12), CS-Flex 5 Four Spiral (CS-Flex 5), CS-Flex 6 Four Spiral (CS-Flex 6), 100R2 Thin Cover (3/4" thru 2"), 2SN (3/4"-2"), and 100R4 (1-1/2" & 2"). **NO SKIVE REQUIRED.** The GW Series Four Spiral Coupling is compatible with some fixed and virtually all adjustable spiral crimp machines on the market. Check crimp O.D. carefully.

Trivalent Zinc Plating

A HOSE		GW SERIES				Code 61 Split Flange - 45° Bend			
B VARIABLE CRIMP COUPLINGS		Hose I.D.	Flange Size	A-Dia Inches	B-Drop Inches	Part No.			
		1/2"	1/2"	1.19	0.78	GW50-8x8			
		1/2"	3/4"	1.50	0.82	GW50-8x12			
		3/4"	3/4"	1.50	1.00	GW50-12x12			
		3/4"	1"	1.75	1.00	GW50-12x16			
		1"	1"	1.75	1.12	GW50-16x16			
		1"	1-1/4"	2.00	1.12	GW50-16x20			
		1-1/4"	1-1/4"	2.00	1.15	GW50-20x20			
		1-1/4"	1-1/2"	2.38	1.50	GW50-20x24			
		1-1/2"	1-1/2"	2.38	1.41	GW50-24x24			
		2"	2"	2.81	2.08	GW50-32x32			
C GRIP CRIMP COUPLINGS		GW SERIES				Code 61 Split Flange - 60° Bend			
D 3 SERIES THERMOPLASTIC		Hose I.D.	Flange Size	A-Dia Inches	B-Drop Inches	Part No.			
		3/4"	3/4"	1.50	1.38	GW51-12x12			
		3/4"	1"	1.75	1.38	GW51-12x16			
		1"	1"	1.75	1.51	GW51-16x16			
		1"	1-1/4"	2.00	1.51	GW51-16x20			
		1-1/4"	1-1/4"	2.00	1.69	GW51-20x20			
E QUICK COUPLERS		GW SERIES				Code 61 Split Flange - 67-1/2° Bend			
F REUSABLE PUSH-ON ACCESS.		Hose I.D.	Flange Size	A-Dia Inches	B-Drop Inches	Part No.			
		3/4"	3/4"	1.50	1.59	GW52-12x12			
		3/4"	1"	1.75	1.59	GW52-12x16			
		1"	1"	1.75	1.76	GW52-16x16			
		1"	1-1/4"	2.00	1.76	GW52-16x20			
G ADAPTERS		GW SERIES				Code 61 Split Flange - 90° Bend			
H FABRICATION EQUIPMENT		Hose I.D.	Flange Size	A-Dia Inches	B-Drop Inches	Part No.			
		1/2"	1/2"	1.19	1.63	GW53-8x8			
		1/2"	3/4"	1.50	1.68	GW53-8x12			
		3/4"	3/4"	1.50	2.12	GW53-12x12			
		3/4"	1"	1.75	2.12	GW53-12x16			
		1"	1"	1.75	2.38	GW53-16x16			
		1"	1-1/4"	2.00	2.38	GW53-16x20			
		1-1/4"	1-1/4"	2.00	2.62	GW53-20x20			
		1-1/4"	1-1/2"	2.38	3.25	GW53-20x24			
		1-1/2"	1-1/2"	2.38	3.12	GW53-24x24			
		2"	2"	2.81	4.64	GW53-32x32			
		J THREAD ID TECHNICAL		GW SERIES				Code 61 Split Flange - 90° Bend	
		WWW.COUPLAMATIC.COM		Hose I.D.	Flange Size	A-Dia Inches	B-Drop Inches	Part No.	

GW SERIES 100R12 NO-SKIVE COUPLINGS

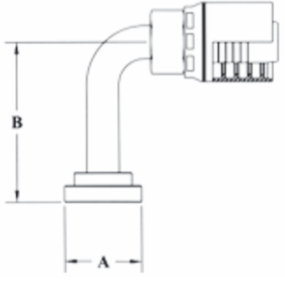
Bite to the Wire Hose Ends for 100R12 Four Spiral (SP580, RC12, and DHEXR12), CS-Flex 5 Four Spiral (CS-Flex 5), CS-Flex 6 Four Spiral (CS-Flex 6), 100R2 Thin Cover (3/4" thru 2"), 2SN (3/4"-2"), and 100R4 (1-1/2" & 2"). **NO SKIVE REQUIRED.** The GW Series Four Spiral Coupling is compatible with some fixed and virtually all adjustable spiral crimp machines on the market. Check crimp O.D. carefully.

Trivalent Zinc Plating

GW SERIES

Code 61 Split Flange - 90° Bend
Long Drop

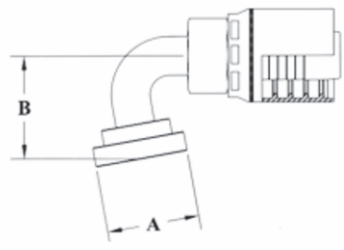
Hose I.D.	Flange Size	A-Dia Inches	B-Drop Inches	Part No.
3/4"	3/4"	1.50	3.75	GW54-12x12
3/4"	1"	1.75	3.12	GW54-12x16
1"	1"	1.75	4.62	GW54-16x16
1-1/4"	1-1/4"	2.00	4.00	GW54-20x20



GW SERIES

Code 61 Split Flange - 100° Bend

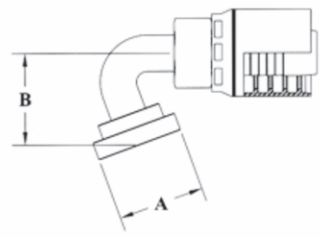
Hose I.D.	Flange Size	A-Dia Inches	B-Drop Inches	Part No.
3/4"	1"	1.75	2.33	GW55-12x16



GW SERIES

Code 61 Split Flange - 110° Bend

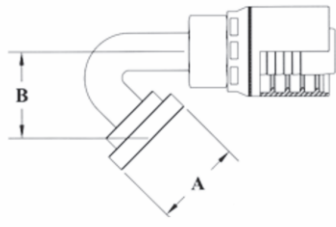
Hose I.D.	Flange Size	A-Dia Inches	B-Drop Inches	Part No.
1"	1"	1.75	2.89	GW56-16x16
1-1/4"	1-1/4"	2.00	3.12	GW56-20x20



GW SERIES

Code 61 Split Flange - 135° Bend

Hose I.D.	Flange Size	A-Dia Inches	B-Drop Inches	Part No.
3/4"	3/4"	1.50	3.00	GW57-12x12

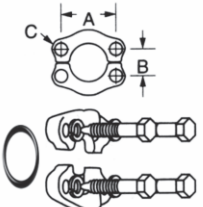
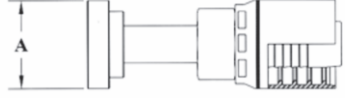
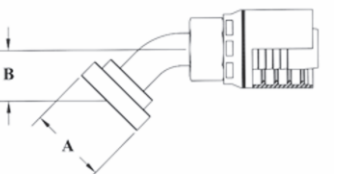
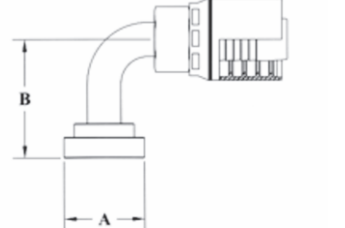
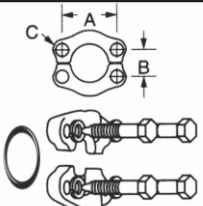
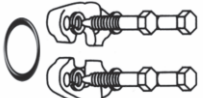


A	HOSE
B	VAR-CRIMP COUPLINGS
C	GRIP CRIMP COUPLINGS
D	3 SERIES THERMOPLASTIC
E	QUICK COUPLERS
F	REUSABLES, PUSHON, ACCESS.
G	ADAPTERS
H	FABRICATION EQUIPMENT
J	THREAD ID TECHNICAL
WWW.	COUPLAMATIC.COM

GW SERIES 100R12 NO-SKIVE COUPLINGS

Bite to the Wire Hose Ends for 100R12 Four Spiral (SP580, RC12, and DHEXR12), CS-Flex 5 Four Spiral (CS-Flex 5), CS-Flex 6 Four Spiral (CS-Flex 6), 100R2 Thin Cover (3/4" thru 2"), 2SN (3/4"-2"), and 100R4 (1-1/2" & 2"). **NO SKIVE REQUIRED.** The GW Series Four Spiral Coupling is compatible with some fixed and virtually all adjustable spiral crimp machines on the market. Check crimp O.D. carefully.

Trivalent Zinc Plating

HOSE	GW SERIES		Code 61 Split Flange Kits			Complete Kit Part No.	O-Ring Part No.	
	Flange Size	A Inches	B Inches	C Inches				
A VARIABLE CRIMP COUPLINGS		1/2"	1.50	.69	11/32	SFK-8	8252	
		3/4"	1.88	.88	13/32	SFK-12	12252	
		1"	2.06	1.03	13/32	SFK-16	16252	
		1-1/4"	2.31	1.19	15/32	SFK-20	20252	
		1-1/2"	2.75	1.41	17/32	SFK-24	24252	
		2"	3.06	1.69	17/32	SFK-32	32252	
C GRIP CRIMP COUPLINGS	GW SERIES		Code 62 Split Flange - Straight			Part No.		
	Hose I.D.	Flange Size	A-Dia Inches					
D 3 SERIES THERMOPLASTIC		3/4"	3/4"	1.62	GW60-12x12			
		3/4"	1"	1.88	GW60-12x16			
		1"	1"	1.88	GW60-16x16			
		1"	1-1/4"	2.12	GW60-16x20			
		1-1/4"	1-1/4"	2.12	GW60-20x20			
E QUICK COUPLERS	GW SERIES		Code 62 Split Flange - 45° Bend			Part No.		
	Hose I.D.	Flange Size	A-Dia Inches	B-Drop Inches				
		3/4"	3/4"	1.62	1.27			GW61-12x12
		3/4"	1"	1.88	1.29			GW61-12x16
		1"	1"	1.88	1.34			GW61-16x16
1"		1-1/4"	2.12	1.68	GW61-16x20			
1-1/4"		1-1/4"	2.12	1.68	GW61-20x20			
F REUSABLES PUSH-ON ACCESS.	GW SERIES		Code 62 Split Flange - 90° Bend			Part No.		
	Hose I.D.	Flange Size	A-Dia Inches	B-Drop Inches				
G ADAPTERS		3/4"	3/4"	1.62	2.41	GW62-12x12		
		3/4"	1"	1.88	2.70	GW62-12x16		
		1"	1"	1.88	2.75	GW62-16x16		
		1"	1-1/4"	2.12	2.90	GW62-16x20		
		1-1/4"	1-1/4"	2.12	3.24	GW62-20x20		
H FABRICATION EQUIPMENT	GW SERIES		Code 62 Split Flange Kits			Complete Kit Part No.	O-Ring Part No.	
	Flange Size	A Inches	B Inches	C Inches				
J THREAD ID TECHNICAL		3/4"	2.00	.94	13/32	SFK62-12	12252	
		1"	2.25	1.09	15/32	SFK62-16	16252	
		1-1/4"	2.63	1.25	17/32	SFK62-20	20252	
WWW.COUPLAMATIC.COM								

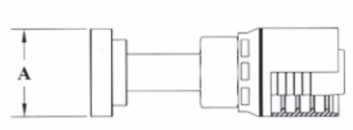
GW SERIES 100R12 NO-SKIVE COUPLINGS

Bite to the Wire Hose Ends for 100R12 Four Spiral (SP580, RC12, and DHEXR12), CS-Flex 5 Four Spiral (CS-Flex 5), CS-Flex 6 Four Spiral (CS-Flex 6), 100R2 Thin Cover (3/4" thru 2"), 2SN (3/4"-2"), and 100R4 (1-1/2" & 2"). **NO SKIVE REQUIRED.** The GW Series Four Spiral Coupling is compatible with some fixed and virtually all adjustable spiral crimp machines on the market. Check crimp O.D. carefully.

Trivalent Zinc Plating

GW SERIES


Extra Heavy Duty Flange - Straight
For use on Caterpillar® Equipment

		Hose I.D.	Flange Size	A-Dia Inches	Part No.
	3/4"	3/4"	1.62	GW80-12x12	
	1"	1"	1.88	GW80-16x16	
	1-1/4"	1-1/4"	2.12	GW80-20x20	

A
HOSE
B
VARICRIMP
COUPLINGS

GW SERIES


Extra Heavy Duty Flange - 45° Bend
For use on Caterpillar® Equipment

		Hose I.D.	Flange Size	A-Dia Inches	B-Drop Inches	Part No.
	3/4"	3/4"	1.62	1.25	GW81-12x12	
	1"	1"	1.88	1.40	GW81-16x16	
	1-1/4"	1-1/4"	2.12	1.50	GW81-20x20	

C
GRIP CRIMP
COUPLINGS
D
3 SERIES
THERMOPLASTIC

GW SERIES

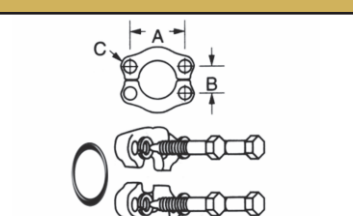
Extra Heavy Duty Flange - 90° Bend
For use on Caterpillar® Equipment

		Hose I.D.	Flange Size	A-Dia Inches	B-Drop Inches	Part No.
	3/4"	3/4"	1.62	2.50	GW82-12x12	
	1"	1"	1.88	3.00	GW82-16x16	
	1-1/4"	1-1/4"	2.12	3.38	GW82-20x20	

E
QUICK
COUPLERS
F
REUSABLES,
PUSHON, ACCESS.

GW SERIES

Extra Heavy Duty Split Flange Kits

		Flange Size	A Inches	B Inches	C Inches	Complete Kit Part No.	O-Ring Part No.
	3/4"	2.00	.94	13/32	SFKHD-12	D12	
	1"	2.25	1.09	15/32	SFKHD-16	D16	
	1-1/4"	2.63	1.25	17/32	SFKHD-20	D20	

G
ADAPTERS
H
FABRICATION
EQUIPMENT
J
THREAD ID
TECHNICAL

Visit www.couplamatic.com or call your sales representative to get the most current crimp charts.

WWW.
COUPLAMATIC
COM

SX SERIES 100R13 SKIVE COUPLINGS

Skive Type Hose Ends for 100R13 Four and Six Spiral Hose (RC13 & DHEXR13) 3/4" thru 1-1/4". The SX Series Spiral Coupling is compatible with some fixed and virtually all adjustable spiral crimp machines on the market. Check crimp O.D. carefully.

Trivalent Zinc Plating

A HOSE	<p>SX Series is being discontinued.</p> <p>Call your sales representative to discuss options on couplings or hose.</p> <p>See 6GC Series couplings for Bite to the Wire 6 Spiral couplings.</p> <p>See CS Flex 5 for a four spiral 5000 PSI hose (1/2 to 1-1/4) that is compatible with GW Series and 4GC Series Bite to the wire couplings.</p> <p>See CS Flex 6 for a four spiral 6000 PSI hose (1/2 to 1) that is compatible with GW Series and 4GC Series Bite to the wire couplings.</p>
B VARICRIMP COUPLINGS	
C GRIP CRIMP COUPLINGS	
D 3 SERIES THERMOPLASTIC	
E QUICK COUPLERS	
F REUSABLES, PUSHON, ACCESS.	
G ADAPTERS	
H FABRICATION EQUIPMENT	
J THREAD ID TECHNICAL	
WWW. COUPLAMATIC COM	

R5 SERIES COUPLINGS

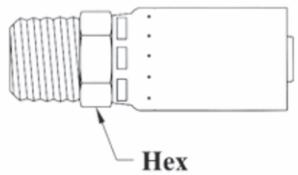
Hydraulic Hose ends for 100R5 textile cover hose(58 MBA & HTR5 Hi-Temp R5) The R5 Series Couplings are compatible with virtually all Crimp Machines and can be crimped with a standard straight crimp or bubble crimp.

Minimum Order Quantities: 10 pcs for 3/16"-5/8" and 5 pcs for 7/8" and 1-1/8"

Trivalent Zinc Plating

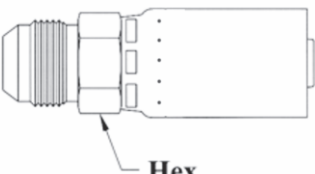
R5 SERIES

NPTF - Male Solid

	Hose I.D.	Pipe Size	Thread Size	Hex Size	Part No.
 <p>Hex</p>	3/16"	1/8"	1/8-27	9/16"	R501-4X2
	3/16"	1/4"	1/4-18	9/16"	R501-4X4
	1/4"	1/4"	1/4-18	9/16"	R501-5X4
	5/16"	1/4"	1/4-18	11/16"	R501-6X4
	5/16"	3/8"	3/8-18	11/16"	R501-6X6
	13/32"	3/8"	3/8-18	3/4"	R501-8X6
	13/32"	1/2"	1/2-14	7/8"	R501-8X8
	1/2"	1/2"	1/2-14	7/8"	R501-10X8
	5/8"	3/4"	3/4-14	1-1/16"	R501-12X12
	7/8"	1"	1-11 1/2	1-3/8"	R501-16X16
	1-1/8"	1-1/4"	1 1/4-11 1/2	1-11/16"	R501-20X20
	1-3/8"	1-1/2"	1 1/2-11 1/2	2"	R501-24x24
	1-13/16"	2"	2 11-1/2	2-1/2"	R501-32x32

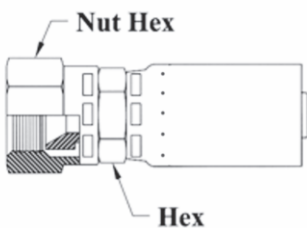
R5 SERIES

JIC 37° - Male Solid

	Hose I.D.	Pipe Size	Thread Size	Nut Hex	Part No.
 <p>Hex</p>	3/16"	7/16x20	1/4"	9/16"	R508-4X4
	1/4"	1/2x20	5/16"	9/16"	R508-5X5
	5/16"	9/16x18	3/8"	5/8"	R508-6X6
	13/32"	3/4x16	1/2"	7/8"	R508-8X8
	1/2"	7/8x14	5/8"	15/16"	R508-10X10
	5/8"	1-1/16x12	3/4"	1-1/8"	R508-12X12
	7/8"	1-5/16x12	1"	1-3/8"	R508-16X16

R5 SERIES

JIC 37° - Female Swivel

	Hose I.D.	Tube Size	Thread Size	Hex Size	Nut Hex	Part No.
 <p>Nut Hex</p> <p>Hex</p>	3/16"	1/4"	7/16x20	9/16"	9/16"	R509-4X4
	1/4"	5/16"	1/2x20	9/16"	5/8"	R509-5X5
	5/16"	3/8"	9/16x18	11/16"	11/16"	R509-6X6
	5/16"	1/2"	3/4x16	3/4"	7/8"	R509-6X8
	13/32"	1/2"	3/4x16	3/4"	7/8"	R509-8X8
	13/32"	5/8"	7/8x14	7/8"	1"	R509-8X10
	1/2"	1/2"	3/4x16	7/8"	7/8"	R509-10X8
	1/2"	5/8"	7/8x14	7/8"	1"	R509-10X10
	5/8"	3/4"	1-1/16x12	1"	1-1/4"	R509-12X12
	7/8"	1"	1-5/16x12	1-1/4"	1-1/2"	R509-16X16
	1-1/8"	1-1/4"	1-5/8x12	1-5/8"	2"	R509-20X20
	1-3/8"	1-1/2"	1-7/8x12	2"	2-1/4"	R509-24x24
	1-13/16"	2"	2-1/2x12	2-1/2"	2-7/8"	R509-32x32

A
HOSE

B
BUBBLE CRIMP COUPLINGS

C
GRIP CRIMP COUPLINGS

D
3 SERIES THERMOPLASTIC

E
QUICK COUPLERS

F
REUSABLES, PUSH-ON, ACCESS.

G
ADAPTERS

H
FABRICATION EQUIPMENT

J
THREAD ID TECHNICAL

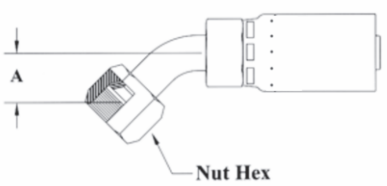
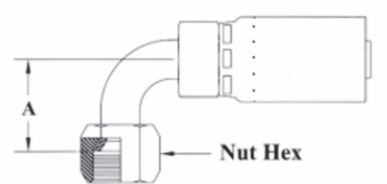

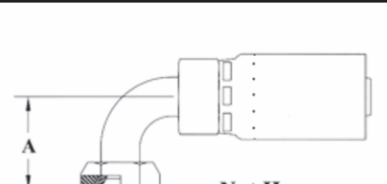

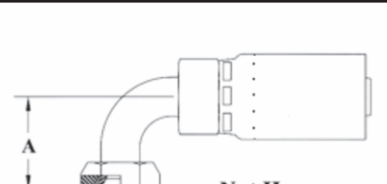
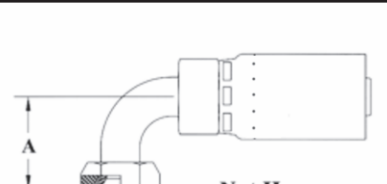
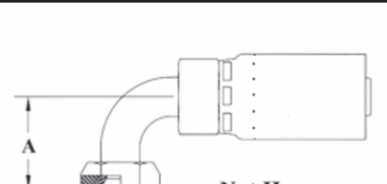
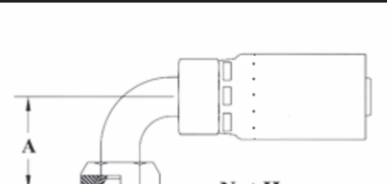
WWW.COUPPLAMATIC.COM

R5 SERIES COUPLINGS

Hydraulic Hose ends for 100R5 textile cover hose(58 MBA & HTR5 Hi-Temp R5) The R5 Series Couplings are compatible with virtually all Crimp Machines and can be crimped with a standard straight crimp or bubble crimp.

Minimum Order Quantities: 10 pcs for 3/16"-5/8" and 5 pcs for 7/8" and 1-1/8"

Trivalent Zinc Plating

HOSE	R5 SERIES		JIC/SAE Dual Seat - 45° Female Swivel			Trivalent Zinc Plating		
	Hose I.D.	Tube Size	Thread Size	A-Drop Inches	Nut Hex	Part No.		
A VARICRIMP COUPLINGS			3/16"	1/4"	7/16x20	0.47	9/16"	R525-4X4
			1/4"	5/16"	1/2x20	0.53	5/8"	R525-5X5
			5/16"	3/8"	9/16x18	0.59	11/16"	R525-6X6*
			13/32"	1/2"	3/4x16	0.71	7/8"	R525-8X8
			1/2"	5/8"	7/8x14	0.68	1"	R525-10X10
			5/8"	3/4"	1-1/16x12	1.12	1-1/4"	R525-12X12*
			7/8"	1"	1-5/16x12	1.15	1-1/2"	R525-16X16*
			1-1/8"	1-1/4"	1-5/8x12	1.69	2"	R525-20X20
*JIC Seat & Thread Only								
C GRIP CRIMP COUPLINGS	R5 SERIES		JIC/SAE Dual Seat - 90° Female Swivel			Trivalent Zinc Plating		
	Hose I.D.	Tube Size	Thread Size	A-Drop Inches	Nut Hex	Part No.		
			3/16"	1/4"	7/16x20	0.81	9/16"	R526-4X4
			1/4"	5/16"	1/2x20	0.83	5/8"	R526-5X5
			5/16"	3/8"	9/16x18	0.91	11/16"	R526-6X6*
			13/32"	1/2"	3/4x16	1.15	7/8"	R526-8X8
			1/2"	5/8"	7/8x14	1.23	1"	R526-10X10
			5/8"	3/4"	1-1/16x12	1.88	1-1/4"	R526-12X12*
		7/8"	1"	1-5/16x12	2.20	1-1/2"	R526-16X16*	
		1-1/8"	1-1/4"	1-5/8x12	3.25	2"	R526-20X20	
*JIC Seat & Thread Only								
D 3 SERIES THERMOPLASTIC COUPLERS	R5 SERIES		SAE 45° - Female Swivel			Trivalent Zinc Plating		
	Hose I.D.	Tube Size	Thread Size	Hex Size	Nut Hex	Part No.		
			5/16"	3/8"	5/8x18	11/16"	3/4"	R507-6X6
			5/8"	3/4"	1-1/16x14	1"	1-1/4"	R507-12X12
*JIC Seat & Thread Only								
E QUICK COUPLERS	R5 SERIES		SAE 45° - Female Swivel			Trivalent Zinc Plating		
	Hose I.D.	Tube Size	Thread Size	Hex Size	Nut Hex	Part No.		
			5/16"	3/8"	5/8x18	0.910	3/4"	R523 6X6
*JIC Seat & Thread Only								
F REUSABLES PUSH ON ACCESS	R5 SERIES		SAE 45° - Female Swivel			Trivalent Zinc Plating		
	Hose I.D.	Tube Size	Thread Size	Hex Size	Nut Hex	Part No.		
			5/16"	3/8"	5/8x18	11/16"	3/4"	R507-6X6
			5/8"	3/4"	1-1/16x14	1"	1-1/4"	R507-12X12
*JIC Seat & Thread Only								
G ADAPTERS	R5 SERIES		SAE 45° - 90° Female Swivel			Trivalent Zinc Plating		
	Hose I.D.	Tube Size	Thread Size	A-Drop Inches	Nut Hex	Part No.		
			5/16"	3/8"	5/8x18	0.910	3/4"	R523 6X6
*JIC Seat & Thread Only								
H FABRICATION EQUIPMENT	R5 SERIES		SAE 45° - 90° Female Swivel			Trivalent Zinc Plating		
	Hose I.D.	Tube Size	Thread Size	A-Drop Inches	Nut Hex	Part No.		
			5/16"	3/8"	5/8x18	0.910	3/4"	R523 6X6
*JIC Seat & Thread Only								
J THREAD ID TECHNICAL	R5 SERIES		SAE 45° - 90° Female Swivel			Trivalent Zinc Plating		
	Hose I.D.	Tube Size	Thread Size	A-Drop Inches	Nut Hex	Part No.		
			5/16"	3/8"	5/8x18	0.910	3/4"	R523 6X6
*JIC Seat & Thread Only								
K COMPLAMATIC	R5 SERIES		SAE 45° - 90° Female Swivel			Trivalent Zinc Plating		
	Hose I.D.	Tube Size	Thread Size	A-Drop Inches	Nut Hex	Part No.		
			5/16"	3/8"	5/8x18	0.910	3/4"	R523 6X6
*JIC Seat & Thread Only								

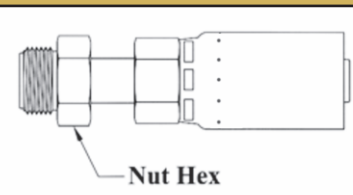
R5 SERIES COUPLINGS

Hydraulic Hose ends for 100R5 textile cover hose(58 MBA & HTR5 Hi-Temp R5) The R5 Series Couplings are compatible with virtually all Crimp Machines and can be crimped with a standard straight crimp or bubble crimp.

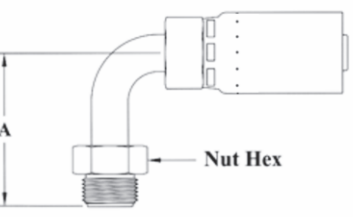
Minimum Order Quantities: 10 pcs for 3/16"-5/8" and 5 pcs for 7/8" and 1-1/8"

Trivalent Zinc Plating

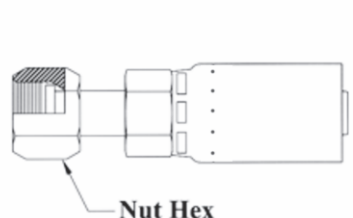
R5 SERIES Inverted Male - Straight

		Hose I.D.	Thread Size	Tube OD	Nut Hex	Part No.
 <p>Nut Hex</p>	3/16"	7/16x24	1/4"	7/16"	R518-4x4	
	1/4"	1/2x20	5/16"	1/2"	R518-5x5	
	5/16"	5/8x18	3/8"	5/8"	R518-6x6	
	13/32"	3/4x18	1/2"	3/4"	R518-8x8	

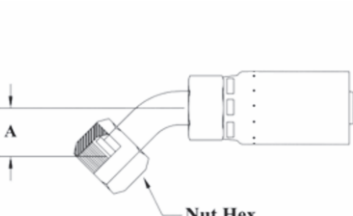
R5 SERIES Inverted Male - 90° Bend

		Hose I.D.	Thread Size	Tube OD	A-Drop Inches	Nut Hex	Part No.
 <p>Nut Hex</p>	3/16"	7/16x24	1/4"	1.23	7/16"	R520-4x4	
	1/4"	1/2x20	5/16"	1.38	1/2"	R520-5x5	
	5/16"	5/8x18	3/8"	1.63	5/8"	R520-6x6	
	13/32"	3/4x18	1/2"	2.20	3/4"	R520-8x8	

R5 SERIES O-Ring Face Seal (ORF) - Female Swivel

		Hose I.D.	Thread Size	Tube OD	Nut Hex	Part No.
 <p>Nut Hex</p>	3/16"	9/16x18	1/4"	11/16"	R530-4X4	
	5/16"	11/16x16	3/8"	13/16"	R530-6X6	
	13/32"	13/16x16	1/2"	15/16"	R530-8X8	
	5/8"	1-3/16x12	3/4"	1-3/8"	R530-12X12	

R5 SERIES O-Ring Face Seal (ORF) - 45° Female Swivel

		Hose I.D.	Thread Size	Tube OD	A-Drop Inches	Nut Hex	Part No.
 <p>Nut Hex</p>	3/16"	9/16x18	1/4"	.41	11/16"	R531-4X4	
	5/16"	11/16x16	3/8"	.43	13/16"	R531-6X6	
	13/32"	13/16x16	1/2"	.60	15/16"	R531-8X8	

A HOSE
B WARE-CRIMP COUPLINGS
C GRIP-CRIMP COUPLINGS
D 3 SERIES THERMOPLASTIC
E QUICK COUPLERS
F REUSABLES, PUSHON, ACCESS.
G ADAPTERS
H FABRICATION EQUIPMENT
J THREAD ID TECHNICAL
WWW.COUPLMATIC.COM

R5 SERIES COUPLINGS

Hydraulic Hose ends for 100R5 textile cover hose(58 MBA & HTR5 Hi-Temp R5) The R5 Series Couplings are compatible with virtually all Crimp Machines and can be crimped with a standard straight crimp or bubble crimp.

Minimum Order Quantities: 10 pcs for 3/16"-5/8" and 5 pcs for 7/8" and 1-1/8"

Trivalent Zinc Plating

A HOSE	R5 SERIES		O-Ring Face Seal (ORF) - 90° Female Swivel			Nut Hex	Part No.	
	B VARIABLE CRIMP COUPLINGS	C GRIP CRIMP COUPLINGS	Hose I.D.	Tube Size	Thread Size			A-Drop Inches
			3/16"	9/16x18	1/4"	0.78	R532-4X4	
			5/16"	11/16x16	3/8"	0.90	13/16"	R532-6X6
			13/32"	13/16x16	1/2"	1.15	15/16"	R532-8X8
			5/8"	1-3/16x12	3/4"	1.88	1-3/8"	R532-12X12
<p>Visit www.couplamatic.com or call your sales representative to get the most current crimp charts.</p>								
D 3 SERIES THERMOPLASTIC								
E QUICK COUPLERS								
F REUSABLE PUSH ON ACCESS.								
G ADAPTERS								
H FABRICATION EQUIPMENT								
J THREAD ID TECHNICAL								
WWW.COUPLAMATIC.COM								

T SERIES COUPLINGS

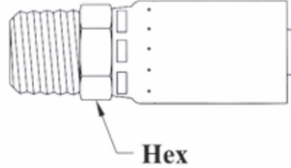
Hydraulic Hose ends for 100R14 PTFE Hose (TR14), 100R7 Reduced OD Hose (1/4" - 3/8" RD7, RD7NC, RD7TL, & RD7TLNC), and Standard 100R7 (1/2" - 1" H7, H7NC, H7TL, & H7TLNC) The T Series Couplings are compatible with virtually all Crimp Machines and can be crimped with a standard straight crimp or bubble crimp.

Minimum Order Quantities: 10 pcs for 3/16" - 1/2" and 5 pcs for 3/4" and 1"

Trivalent Zinc Plating

T SERIES

NPTF - Male Solid

	Hose I.D.	Pipe Size	Thread Size	Hex Size	Part No.
	3/16"	1/8"	1/8-27	1/2"	T01-3X2
	3/16"	1/4"	1/4-18	9/16"	T01-3X4
	1/4"	1/8"	1/8-27	1/2"	T01-4X2
	1/4"	1/4"	1/4-18	9/16"	T01-4X4
	1/4"	3/8"	3/8-18	11/16"	T01-4X6
	5/16"	1/4"	1/4-18	9/16"	T01-5X4
	5/16"	3/8"	3/8-18	11/16"	T01-5X6
	3/8"	1/4"	1/4-18	9/16"	T01-6X4
	3/8"	3/8"	3/8-18	11/16"	T01-6X6
	3/8"	1/2"	1/2-14	7/8"	T01-6X8
	1/2"	3/8"	3/8-18	3/4"	T01-8X6
	1/2"	1/2"	1/2-14	7/8"	T01-8X8
	3/4"	3/4"	3/4-14	1-1/16"	T01-12X12
	1"	1"	1-11 1/2	1-3/8"	T01-16X16

A
HOSE


B
VAR-CRIMP COUPLINGS

C
GRIP CRIMP COUPLINGS

D
3 SERIES THERMOPLASTIC

T SERIES

NPTF - Male Swivel

	Hose I.D.	Pipe Size	Thread Size	Hex Size	Nut Hex	Part No.
	1/4"	1/4"	1/4-18	9/16"	5/8"	T04-4X4
	5/16"	1/4"	1/4-18	11/16"	3/4"	T04-5X4
	3/8"	3/8"	3/8-18	11/16"	3/4"	T04-6X6
	1/2"	1/2"	1/2-14	3/4"	7/8"	T04-8X8

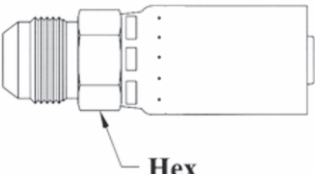
E
QUICK COUPLERS

F
REUSABLES, PUSHON, ACCESS.

Swivel for installation purposes only. Leakage may occur at low pressure.

T SERIES

JIC 37° - Male Solid

	Hose I.D.	Thread Size	Tube OD	Hex Size	Part No.
	1/4"	7/16x20	1/4"	1/2"	T08-4X4
	1/4"	9/16x18	3/8"	5/8"	T08-4X6
	5/16"	1/2x20	5/16"	9/16"	T08-5X5
	3/8"	9/16x18	3/8"	5/8"	T08-6X6
	3/8"	3/4x16	1/2"	13/16"	T08-6X8
	1/2"	3/4x16	1/2"	13/16"	T08-8X8
	1/2"	7/8x14	5/8"	15/16"	T08-8X10
	3/4"	1-1/16x12	3/4"	1-1/8"	T08-12X12
	1"	1-5/16x12	1"	1-3/8"	T08-16X16

G
ADAPTERS

H
FABRICATION EQUIPMENT

J
THREAD ID TECHNICAL

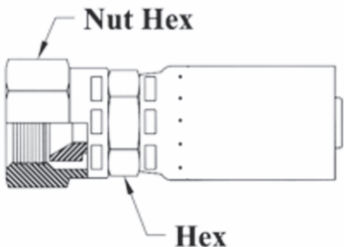
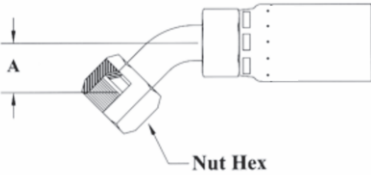
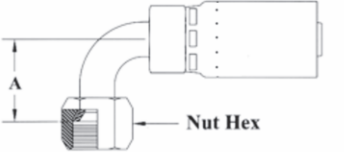
WWW.COUPPLAMATIC.COM

T SERIES COUPLINGS

Hydraulic Hose ends for 100R14 PTFE Hose (TR14), 100R7 Reduced OD Hose (1/4" - 3/8" RD7, RD7NC, RD7TL, & RD7TLNC), and Standard 100R7 (1/2" - 1" H7, H7NC, H7TL, & H7TLNC) The T Series Couplings are compatible with virtually all Crimp Machines and can be crimped with a standard straight crimp or bubble crimp.

Minimum Order Quantities: 10 pcs for 3/16" - 1/2" and 5 pcs for 3/4" and 1"

Trivalent Zinc Plating

A HOSE	T SERIES		JIC 37° - Female Swivel				Part No.	
	Hose I.D.	Tube Size	Thread Size	Hex Size	Nut Hex			
B VARICRIMP COUPLINGS		3/16"	1/4"	7/16x20	1/2"	9/16"	T09-3X4	
		1/4"	1/4"	7/16x20	1/2"	9/16"	T09-4X4	
		1/4"	5/16"	1/2x20	1/2"	5/8"	T09-4X5	
		1/4"	3/8"	9/16x18	9/16"	11/16"	T09-4X6	
		5/16"	5/16"	1/2x20	1/2"	5/8"	T09-5X5	
		5/16"	3/8"	9/16x18	9/16"	11/16"	T09-5X6	
		3/8"	3/8"	9/16x18	9/16"	11/16"	T09-6X6	
		3/8"	1/2"	3/4x16	3/4"	7/8"	T09-6X8	
		1/2"	1/2"	3/4x16	3/4"	7/8"	T09-8X8	
		1/2"	5/8"	7/8x14	7/8"	1"	T09-8X10	
		3/4"	3/4"	1-1/16x12	1"	1-1/4"	T09-12X12	
		1"	1"	1-5/16x12	1-1/4"	1-1/2"	T09-16X16	
D 3 SERIES THERMOPLASTIC	T SERIES		JIC/SAE Dual Seat - 45° Female Swivel				Part No.	
	Hose I.D.	Tube Size	Thread Size	A-Drop Inches	Nut Hex			
	E QUICK COUPLERS		1/4"	1/4"	7/16x20	0.47	9/16"	T25-4X4
			5/16"	3/8"	9/16x18	0.59	11/16"	T25-5X6*
			3/8"	3/8"	9/16x18	0.59	11/16"	T25-6X6*
			1/2"	1/2"	3/4x16	0.71	7/8"	T25-8X8
			1/2"	5/8"	7/8x14	0.84	1"	T25-8X10
			3/4"	3/4"	1-1/16x12	1.12	1-1/4"	T25-12X12*
			1"	1"	1-5/16x12	1.15	1-1/2"	T25-16X16*
			*JIC Seat & Thread Only					
	F REUSABLE PUSHON ACCESS	T SERIES		JIC/SAE Dual Seat - 90° Female Swivel				Part No.
		Hose I.D.	Tube Size	Thread Size	A-Drop Inches	Nut Hex		
G ADAPTERS			1/4"	1/4"	7/16x20	0.81	9/16"	T26-4X4
			1/4"	5/16"	1/2x20	0.83	5/8"	T26-4X5
			5/16"	3/8"	9/16x18	0.910	11/16"	T26-5X6*
			3/8"	3/8"	9/16x18	0.910	11/16"	T26-6X6*
			3/8"	1/2"	3/4x16	1.15	7/8"	T26-6X8
			1/2"	1/2"	3/4x16	1.15	7/8"	T26-8X8
			1/2"	5/8"	7/8x14	1.23	1"	T26-8X10
			3/4"	3/4"	1-1/16x12	1.88	1-1/4"	T26-12X12*
		1"	1"	1-5/16x12	2.20	1-1/2"	T26-16X16*	
		*JIC Seat & Thread Only						
H FABRICATION EQUIPMENT	J THREAD ID TECHNICAL	WWW.COULAMATIC.COM						

T SERIES COUPLINGS

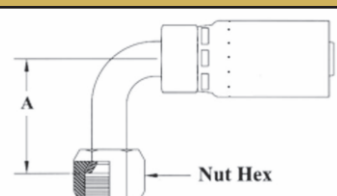
Hydraulic Hose ends for 100R14 PTFE Hose (TR14), 100R7 Reduced OD Hose (1/4" - 3/8" RD7, RD7NC, RD7TL, & RD7TLNC), and Standard 100R7 (1/2" - 1" H7, H7NC, H7TL, & H7TLNC) The T Series Couplings are compatible with virtually all Crimp Machines and can be crimped with a standard straight crimp or bubble crimp.

Minimum Order Quantities: 10 pcs for 3/16" - 1/2" and 5 pcs for 3/4" and 1"

Trivalent Zinc Plating

T SERIES

JIC/SAE Dual Seat - 90° Female Swivel Long Drop

		Hose I.D.	Tube Size	Thread Size	A-Drop Inches	Nut Hex	Part No.
 <p>Nut Hex</p>	1/4"	1/4"	7/16x20	1.80	9/16"	T27-4X4	
	3/8"	3/8"	9/16x18	2.18	11/16"	T27-6X6*	
	1/2"	1/2"	3/4x16	2.50	7/8"	T27-8X8	
	3/4"	3/4"	1-1/16x12	3.73	1-1/4"	T27-12X12*	
	1"	1"	1-5/16x12	4.50	1-1/2"	T27-16X16*	
	*JIC Seat & Thread Only						

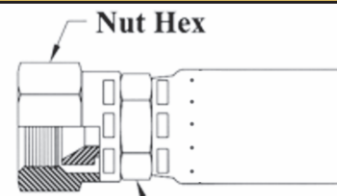
A
HOSE

B
VAR-CRIMP
COUPLINGS

C
GRIP CRIMP
COUPLINGS

T SERIES

SAE 45° - Female Swivel

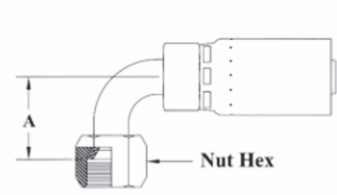
		Hose I.D.	Tube Size	Thread Size	Hex Size	Nut Hex	Part No.
 <p>Nut Hex</p> <p>Hex</p>	5/16"	3/8"	5/8x18	9/16"	3/4"	T07-5X6	
	3/8"	3/8"	5/8x18	9/16"	3/4"	T07-6X6	

D
3 SERIES
THERMOPLASTIC

E
QUICK
COUPLERS

T SERIES

SAE 45° Seat - 90° Female Swivel

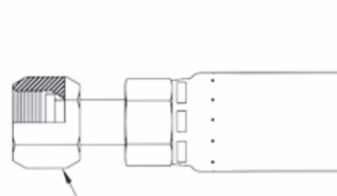
		Hose I.D.	Tube Size	Thread Size	A-Drop Inches	Nut Hex	Part No.
 <p>Nut Hex</p>	5/16"	3/8"	5/8x18	0.91	3/4"	T23-5X6	
	3/8"	3/8"	5/8x18	0.91	3/4"	T23-6X6	

F
REUSABLES,
PUSH-ON,
ACCESS.

G
ADAPTERS

T SERIES

O-Ring Face Seal (ORF) - Female Swivel

		Hose I.D.	Thread Size	Tube OD	Nut Hex	Part No.
 <p>Nut Hex</p>	1/4"	9/16x18	1/4"	11/16"	T30-4X4	
	1/4"	11/16x16	3/8"	13/16"	T30-4X6	
	5/16"	11/16x16	3/8"	13/16"	T30-5X6	
	3/8"	11/16x16	3/8"	13/16"	T30-6X6	
	3/8"	13/16x16	1/2"	15/16"	T30-6X8	
	1/2"	13/16x16	1/2"	15/16"	T30-8X8	
	1/2"	1x14	5/8"	1-1/8"	T30-8X10	
	3/4"	1-3/16x12	3/4"	1-3/8"	T30-12X12	
	1"	1-7/16x12	1"	1-5/8"	T30-16X16	

H
FABRICATION
EQUIPMENT

J
THREAD ID
TECHNICAL

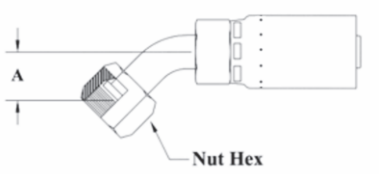
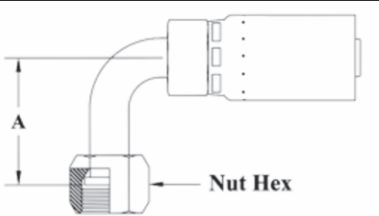
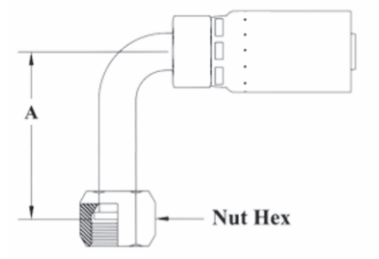
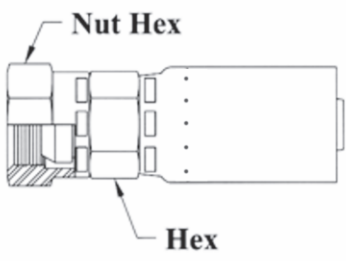
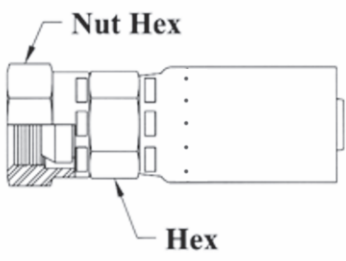
WWW.
COUPLAMATIC
COM

T SERIES COUPLINGS

Hydraulic Hose ends for 100R14 PTFE Hose (TR14), 100R7 Reduced OD Hose (1/4" - 3/8" RD7, RD7NC, RD7TL, & RD7TLNC), and Standard 100R7 (1/2" - 1" H7, H7NC, H7TL, & H7TLNC) The T Series Couplings are compatible with virtually all Crimp Machines and can be crimped with a standard straight crimp or bubble crimp.

Minimum Order Quantities: 10 pcs for 3/16" - 1/2" and 5 pcs for 3/4" and 1"

Trivalent Zinc Plating

HOSE A	T SERIES		O-Ring Face Seal (ORF) - 45° Female Swivel				Part No.
	Hose I.D.	Thread Size	Tube OD	A-Drop Inches	Nut Hex		
VARIABLE CRIMP COUPLINGS B		1/4"	9/16x18	1/4"	.41	11/16"	T31-4X4
		5/16"	11/16x16	3/8"	.43	13/16"	T31-5X6
		3/8"	11/16x16	3/8"	.43	13/16"	T31-6X6
		1/2"	13/16x16	1/2"	.60	15/16"	T31-8X8
		3/4"	1-3/16x12	3/4"	.83	1-3/8"	T31-12X12
		1"	1-7/16x12	1"	1.15	1-5/8"	T31-16X16
GRIP CRIMP COUPLINGS C	T SERIES		O-Ring Face Seal (ORF) - 90° Female Swivel				Part No.
	Hose I.D.	Thread Size	Tube OD	A-Drop Inches	Nut Hex		
3 SERIES THERMOPLASTIC D		1/4"	9/16x18	1/4"	0.78	11/16"	T32-4X4
		1/4"	11/16x16	3/8"	0.90	13/16"	T32-4X6
		5/16"	11/16x16	3/8"	0.90	13/16"	T32-5X6
		3/8"	11/16x16	3/8"	0.90	13/16"	T32-6X6
		3/8"	13/16x16	1/2"	1.15	15/16"	T32-6X8
		1/2"	13/16x16	1/2"	1.15	15/16"	T32-8X8
		3/4"	1-3/16x12	3/4"	1.88	1-3/8"	T32-12X12
		1"	1-7/16x12	1"	2.20	1-5/8"	T32-16X16
QUICK COUPLERS E	T SERIES		O-Ring Face Seal (ORF) - 90° Female Swivel Long Drop				Part No.
	Hose I.D.	Thread Size	Tube OD	A-Drop Inches	Nut Hex		
REUSABLE PUSH-ON ACCESS. F		1/4"	9/16x18	1/4"	1.80	11/16"	T33-4X4
		3/8"	11/16x16	3/8"	2.13	13/16"	T33-6X6
		1/2"	13/16x16	1/2"	2.51	15/16"	T33-8X8
ADAPTERS G	T SERIES		BSPP - British Standard Parallel 60° Cone - Female Swivel				Part No.
Hose I.D.	BSPP Size	Thread Size	Hex Size	Nut Hex			
FABRICATION EQUIPMENT H		1/4"	1/4"	G-1/4-19	9/16"	3/4"	T10-4X4
		3/8"	3/8"	G-3/8-19	3/4"	7/8"	T10-6X6
		1/2"	1/2"	G-1/2-14	13/16"	1"	T10-8X8
THREAD ID TECHNICAL J	T SERIES		BSPP - British Standard Parallel 60° Cone - Female Swivel				Part No.
Hose I.D.	BSPP Size	Thread Size	Hex Size	Nut Hex			
WWW. COUPLAMATIC COM K		1/4"	1/4"	G-1/4-19	9/16"	3/4"	T10-4X4
		3/8"	3/8"	G-3/8-19	3/4"	7/8"	T10-6X6
		1/2"	1/2"	G-1/2-14	13/16"	1"	T10-8X8

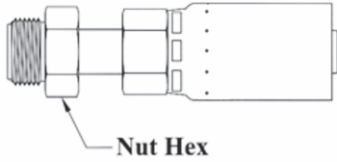
T SERIES COUPLINGS

Hydraulic Hose ends for 100R14 PTFE Hose (TR14), 100R7 Reduced OD Hose (1/4" - 3/8" RD7, RD7NC, RD7TL, & RD7TLNC), and Standard 100R7 (1/2" - 1" H7, H7NC, H7TL, & H7TLNC) The T Series Couplings are compatible with virtually all Crimp Machines and can be crimped with a standard straight crimp or bubble crimp.

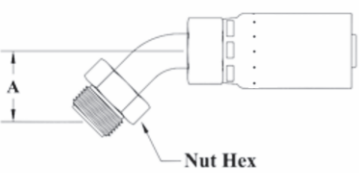
Minimum Order Quantities: 10 pcs for 3/16" - 1/2" and 5 pcs for 3/4" and 1"

Trivalent Zinc Plating

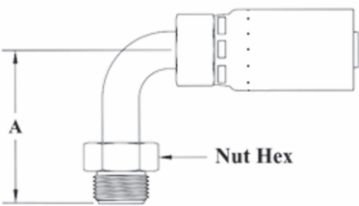
T SERIES Inverted Male - Straight

		Hose I.D.	Thread Size	Tube OD	Nut Hex	Part No.
 <p>Nut Hex</p>	1/4"	7/16x24	1/4"	7/16"	T18-4X4	
	1/4"	1/2x20	5/16"	1/2"	T18-4X5	
	5/16"	1/2x20	5/16"	1/2"	T18-5X5	
	3/8"	5/8x18	3/8"	5/8"	T18-6X6	

T SERIES Inverted Male - 45° Bend

		Hose I.D.	Thread Size	Tube OD	A-Drop Inches	Nut Hex	Part No.
 <p>Nut Hex</p>	1/4"	7/16x24	1/4"	1.08	7/16"	T19-4X4	
	3/8"	5/8x18	3/8"	1.03	5/8"	T19-6X6	

T SERIES Inverted Male - 90° Bend

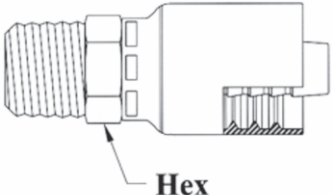
		Hose I.D.	Thread Size	Tube OD	A-Drop Inches	Nut Hex	Part No.
 <p>Nut Hex</p>	1/4"	7/16x24	1/4"	1.23	7/16"	T20-4X4	
	3/8"	5/8x18	3/8"	1.63	5/8"	T20-6X6	

Visit www.couplamatic.com or call your sales representative to get the most current crimp charts.

A	HOSE
B	VARIABLE CRIMP COUPLINGS
C	GRIP CRIMP COUPLINGS
D	3 SERIES THERMOPLASTIC
E	QUICK COUPLERS
F	REUSABLES, PUSH-ON, ACCESS.
G	ADAPTERS
H	FABRICATION EQUIPMENT
J	THREAD ID TECHNICAL
WWW.	COUPLAMATIC.COM

GRIP CRIMP COUPLINGS

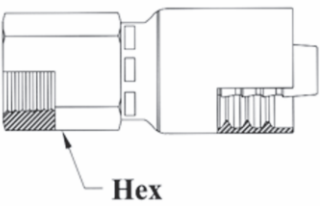
Bite to the Wire Hydraulic Hose ends for 100R1/1SN thin cover (57MB-1, 56MB-1), 100R2 thin cover (57MB-2, 56MB-2), 2SN (2SN), 2SK (2SK), HY-PLUS I (HPI), & III (HPIII), 100R16/2SC (R16), Dura-Hyd R16 (DH16), Dura-Hyd EX R16 (DHEX16), Ultra R16 (Ultra R16), 100R17 (R17 & R17R), Dura-Hyd R17 (DH17 & WDH17), 100R3 (3319A), 100R4 (104MB), & Jack hose (Male NPTF Solid Only) (JH). Grip Crimp couplings can be crimped in virtually all adjustable crimp machines. Some non-adjustable crimp equipment can produce crimp dimensions within CSI's recommended crimp specification. Trivalent Zinc Plating

HOSE	GRIP CRIMP		NPTF - Male Solid									
	Hose I.D.	Pipe Size	Thread Size	Hex Size	Part No.							
A VARIABLE CRIMP COUPLINGS	1/4"	1/8"	1/8-27	9/16"	GC01-4x2							
	1/4"	1/4"	1/4-18	9/16"	GC01-4x4							
	1/4"	3/8"	3/8-18	11/16"	GC01-4x6							
	1/4"	1/2"	1/2-14	7/8"	GC01-4x8							
	3/8"	1/4"	1/4-18	3/4"	GC01-6x4							
	3/8"	3/8"	3/8-18	3/4"	GC01-6x6							
	3/8"	1/2"	1/2-14	7/8"	GC01-6x8							
	1/2"	1/4"	1/4-18	7/8"	GC01-8x4							
	1/2"	3/8"	3/8-18	7/8"	GC01-8x6							
	1/2"	1/2"	1/2-14	7/8"	GC01-8x8							
	1/2"	3/4"	3/4-14	1-1/8"	GC01-8x12							
	5/8"	1/2"	1/2-14	15/16"	GC01-10x8							
	5/8"	3/4"	3/4-14	1-1/8"	GC01-10x12							
	3/4"	1/2"	1/2-14	1-1/8"	GC01-12x8							
	3/4"	3/4"	3/4-14	1-1/8"	GC01-12x12							
	3/4"	1"	1-11 1/2	1-3/8"	GC01-12x16							
	B GRIP CRIMP COUPLINGS	1"	3/4"	3/4-14	1-3/8"	GC01-16x12						
1"		1"	1-11 1/2	1-3/8"	GC01-16x16							
1-1/4"		1-1/4"	1 1/4-11 1/2	1-11/16"	GC01-20x20							
1-1/2"		1-1/2"	1 1/2-11 1/2	2"	GC01-24x24							
2"		2"	2-11 1/2	2-1/2"	GC01-32x32							
C 3 SERIES THERMOPLASTIC												
							GRIP CRIMP NPTF - Male Swivel					
							Hose I.D.	Pipe Size	Thread Size	Nut Hex	Part No.	
							D QUICK COUPLERS	1/4"	1/8"	1/8-27	5/8"	GC04-4x2
								1/4"	1/4"	1/4-18	5/8"	GC04-4x4
								1/4"	3/8"	3/8-18	3/4"	GC04-4x6
								3/8"	1/4"	1/4-18	3/4"	GC04-6x4
								3/8"	3/8"	3/8-18	3/4"	GC04-6x6
								3/8"	1/2"	1/2-14	7/8"	GC04-6x8
								1/2"	3/8"	3/8-18	3/4"	GC04-8x6
								1/2"	1/2"	1/2-14	7/8"	GC04-8x8
								3/4"	3/4"	3/4-14	1-1/4"	GC04-12x12
	1"							1"	1-11 1/2	1-3/8"	GC04-16x16	
	Swivel for installation purposes only. Leakage may occur at low pressure.											
	E REUSABLE PUSH-ON ACCESS.							GRIP CRIMP NPTF - Male Swivel 90°				
								Hose I.D.	Pipe Size	Thread Size	Nut Hex	Part No.
								F ADAPTERS	1/4"	1/4"	1/4-18	5/8"
3/8"		3/8"	3/8-18	3/4"	GC14-6x6							
3/8"		1/2"	1/2-14	7/8"	GC14-6x8							
1/2"		1/2"	1/2-14	7/8"	GC14-8x8							
3/4"		3/4"	3/4-14	1-1/4"	GC14-12x12							
1"		1"	1-11 1/2	1-3/8"	GC14-16x16							
Swivel for installation purposes only. Leakage may occur at low pressure.												
G FABRICATION EQUIPMENT		GRIP CRIMP NPTF - Male Swivel 90°										
		Hose I.D.	Pipe Size	Thread Size	Nut Hex	Part No.						
		H THREAD ID TECHNICAL	1/4"	1/4"	1/4-18	5/8"	GC14 4x4					
			3/8"	3/8"	3/8-18	3/4"	GC14-6x6					
			3/8"	1/2"	1/2-14	7/8"	GC14-6x8					
			1/2"	1/2"	1/2-14	7/8"	GC14-8x8					
			3/4"	3/4"	3/4-14	1-1/4"	GC14-12x12					
			1"	1"	1-11 1/2	1-3/8"	GC14-16x16					
	Swivel for installation purposes only. Leakage may occur at low pressure.											
	I WWW.COUPLAMATIC.COM		GRIP CRIMP NPTF - Male Swivel 90°									
			Hose I.D.	Pipe Size	Thread Size	Nut Hex	Part No.					
			J WWW.COUPLAMATIC.COM	1/4"	1/4"	1/4-18	5/8"	GC14 4x4				
				3/8"	3/8"	3/8-18	3/4"	GC14-6x6				
				3/8"	1/2"	1/2-14	7/8"	GC14-6x8				
				1/2"	1/2"	1/2-14	7/8"	GC14-8x8				
				3/4"	3/4"	3/4-14	1-1/4"	GC14-12x12				
				1"	1"	1-11 1/2	1-3/8"	GC14-16x16				
Swivel for installation purposes only. Leakage may occur at low pressure.												


GRIP CRIMP COUPLINGS

Bite to the Wire Hydraulic Hose ends for 100R1/1SN thin cover (57MB-1, 56MB-1), 100R2 thin cover (57MB-2, 56MB-2), 2SN (2SN), 2SK (2SK), HY-PLUS I (HPI), & III (HPIII), 100R16/2SC (R16), Dura-Hyd R16 (DH16), Dura-Hyd EX R16 (DHEX16), Ultra R16 (Ultra R16), 100R17 (R17 & R17R), Dura-Hyd R17 (DH17 & WDH17), 100R3 (3319A), 100R4 (104MB), & Jack hose (Male NPTF Solid Only) (JH). Grip Crimp couplings can be crimped in virtually all adjustable crimp machines. Some non-adjustable crimp equipment can produce crimp dimensions within CSI's recommended crimp specification. Trivalent Zinc Plating

GRIP CRIMP NPTF - Female Solid

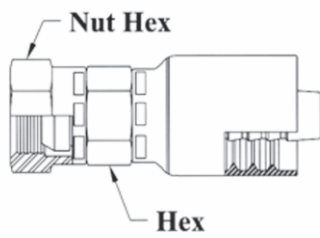
	Hose I.D.	Pipe Size	Thread Size	Hex Size	Part No.
 <p>Hex</p>	1/4"	1/8"	1/8-27	5/8"	GC02-4x2
	1/4"	1/4"	1/4-18	3/4"	GC02-4x4
	3/8"	1/4"	1/4-18	3/4"	GC02-6x4
	3/8"	3/8"	3/8-18	7/8"	GC02-6x6
	3/8"	1/2"	1/2-14	1"	GC02-6x8
	1/2"	1/2"	1/2-14	1"	GC02-8x8
	3/4"	3/4"	3/4-14	1-1/4"	GC02-12x12

GRIP CRIMP NPTF - Female Swivel

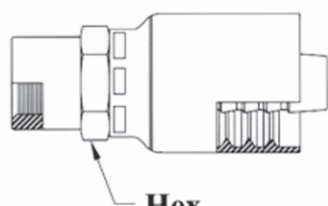
	Hose I.D.	Pipe Size	Thread Size	Hex Size	Nut Hex	Part No.
 <p>Nut Hex</p>	1/4"	1/4"	1/4-18	5/8"	3/4"	GC16-4x4
	3/8"	3/8"	3/8-18	11/16"	7/8"	GC16-6x6
	1/2"	1/2"	1/2-14	7/8"	1"	GC16-8x8
	3/4"	3/4"	3/4-14	1-1/8"	1-1/4"	GC16-12x12

Swivel for installation purposes only. Leakage may occur at low pressure.

GRIP CRIMP NPSM - Female Swivel

	Hose I.D.	Pipe Size	Thread Size	Hex Size	Nut Hex	Part No.
 <p>Nut Hex</p> <p>Hex</p>	1/4"	1/4"	1/4-18	9/16"	11/16"	GC05-4x4
	3/8"	3/8"	3/8-18	11/16"	7/8"	GC05-6x6
	3/8"	1/2"	1/2-14	3/4"	1"	GC05-6x8
	1/2"	1/2"	1/2-14	7/8"	1"	GC05-8x8
	3/4"	3/4"	3/4-14	1-1/8"	1-1/4"	GC05-12x12
	1"	1"	1-11 1/2	1-3/8"	1-1/2"	GC05-16x16
	1-1/4"	1-1/4"	1 1/4-11 1/2	1-11/16"	1-7/8"	GC05-20x20

GRIP CRIMP 1/2-27 Grease Tap - Female

	Hose I.D.	Thread Size	Hex Size	Part No.
 <p>Hex</p>	1/4"	1/2-27	3/4"	GC03-4x8
	3/8"	1/2-27	3/4"	GC03-6x8

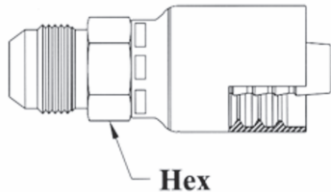
A	HOSE
B	VARIABLE CRIMP COUPLINGS
C	GRIP CRIMP COUPLINGS
D	3 SERIES THERMOPLASTIC
E	QUICK COUPLERS
F	REUSABLES, PUSH-ON, ACCESS.
G	ADAPTERS
H	FABRICATION EQUIPMENT
J	THREAD ID TECHNICAL
WWW.	COUPLAMATIC.COM

GRIP CRIMP COUPLINGS

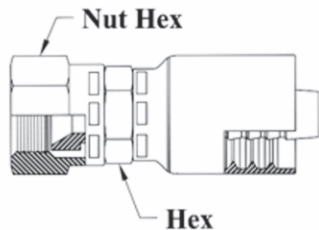
Bite to the Wire Hydraulic Hose ends for 100R1/1SN thin cover (57MB-1, 56MB-1), 100R2 thin cover (57MB-2, 56MB-2), 2SN (2SN), 2SK (2SK), HY-PLUS I (HPI), & III (HPIII), 100R16/2SC (R16), Dura-Hyd R16 (DH16), Dura-Hyd EX R16 (DHEX16), Ultra R16 (Ultra R16), 100R17 (R17 & R17R), Dura-Hyd R17 (DH17 & WDH17), 100R3 (3319A), 100R4 (104MB), & Jack hose (Male NPTF Solid Only) (JH). Grip Crimp couplings can be crimped in virtually all adjustable crimp machines. Some non-adjustable crimp equipment can produce crimp dimensions within CSI's recommended crimp specification.

Trivalent Zinc Plating

		GRIP CRIMP JIC 37° - Male Solid				Part No.
		Hose I.D.	Thread Size	Tube OD	Hex Size	
A HOSE	B VAR-CRIMP COUPLINGS	1/4"	7/16x20	1/4"	9/16"	GC08-4x4
		1/4"	1/2x20	5/16"	9/16"	GC08-4x5
		1/4"	9/16x18	3/8"	5/8"	GC08-4x6
		3/8"	9/16x18	3/8"	11/16"	GC08-6x6
		3/8"	3/4x16	1/2"	3/4"	GC08-6x8
		3/8"	7/8x14	5/8"	7/8"	GC08-6x10
		1/2"	3/4x16	1/2"	7/8"	GC08-8x8
		1/2"	7/8x14	5/8"	7/8"	GC08-8x10
		1/2"	1-1/16x12	3/4"	1-1/8"	GC08-8x12
		5/8"	3/4x16	1/2"	15/16"	GC08-10x8
		5/8"	7/8x14	5/8"	15/16"	GC08-10x10
		5/8"	1-1/16x12	3/4"	1-1/8"	GC08-10x12
		3/4"	7/8x14	5/8"	1-1/8"	GC08-12x10
		3/4"	1-1/16x12	3/4"	1-1/8"	GC08-12x12
		3/4"	1-3/16x12	7/8"	1-3/8"	GC08-12x14
		3/4"	1-5/16x12	1"	1-3/8"	GC08-12x16
		1"	1-3/16x12	7/8"	1-3/8"	GC08-16x14
		1"	1-5/16x12	1"	1-3/8"	GC08-16x16
D 3 SERIES THERMOPLASTIC	E QUICK COUPLERS	1-1/4"	1-5/8x12	1-1/4"	1-11/16"	GC08-20x20
		1-1/2"	1-7/8x12	1-1/2"	2"	GC08-24x24



		GRIP CRIMP JIC 37° - Female Swivel					Part No.
		Hose I.D.	Thread Size	Tube OD	Hex Size	Nut Hex	
F REUSABLES PUSHON ACCESS.	G ADAPTERS	1/4"	7/16x20	1/4"	9/16"	9/16"	GC09-4x4
		1/4"	1/2x20	5/16"	9/16"	5/8"	GC09-4x5
		1/4"	9/16x18	3/8"	9/16"	11/16"	GC09-4x6
		3/8"	7/16x20	1/4"	11/16"	9/16"	GC09-6x4
		3/8"	9/16x18	3/8"	11/16"	11/16"	GC09-6x6
		3/8"	3/4x16	1/2"	11/16"	7/8"	GC09-6x8
		3/8"	7/8x14	5/8"	7/8"	1"	GC09-6x10
		3/8"	1-1/16x12	3/4"	1"	1-1/4"	GC09-6x12
		1/2"	9/16x18	3/8"	7/8"	11/16"	GC09-8x6
		1/2"	3/4x16	1/2"	7/8"	7/8"	GC09-8x8
		1/2"	7/8x14	5/8"	7/8"	1"	GC09-8x10
		1/2"	1-1/16x12	3/4"	1-1/8"	1-1/4"	GC09-8x12
		1/2"	1-5/16x12	1"	1-1/4"	1-1/2"	GC09-8x16
		5/8"	3/4x16	1/2"	15/16"	7/8"	GC09-10x8
		5/8"	7/8x14	5/8"	15/16"	1"	GC09-10x10
		5/8"	1-1/16x12	3/4"	1-1/8"	1-1/4"	GC09-10x12
		3/4"	7/8x14	5/8"	1-1/8"	1"	GC09-12x10
		3/4"	1-1/16x12	3/4"	1-1/8"	1-1/4"	GC09-12x12
3/4"	1-3/16x12	7/8"	1-3/8"	1-1/2"	GC09-12x14		
3/4"	1-5/16x12	1"	1-3/8"	1-1/2"	GC09-12x16		
J THREAD ID TECHNICAL	H FABRICATION EQUIPMENT	1"	1-1/16x12	3/4"	1-3/8"	1-1/4"	GC09-16x12
		1"	1-5/16x12	1"	1-3/8"	1-1/2"	GC09-16x16
WWW.COUPLAMATIC.COM	H FABRICATION EQUIPMENT	1"	1-5/8x12	1-1/4"	1-11/16"	2"	GC09-16x20
		1-1/4"	1-5/8x12	1-1/4"	1-11/16"	2"	GC09-20x20
		1-1/2"	1-7/8x12	1-1/2"	2"	2-1/4"	GC09-24x24
		2"	2-1/2x12	2"	2-1/2"	2-7/8"	GC09-32x32



GRIP CRIMP COUPLINGS

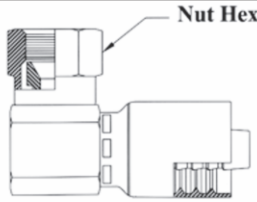
Bite to the Wire Hydraulic Hose ends for 100R1/1SN thin cover (57MB-1, 56MB-1), 100R2 thin cover (57MB-2, 56MB-2), 2SN (2SN), 2SK (2SK), HY-PLUS I (HPI), & III (HPIII), 100R16/2SC (R16), Dura-Hyd R16 (DH16), Dura-Hyd EX R16 (DHEX16), Ultra R16 (Ultra R16), 100R17 (R17 & R17R), Dura-Hyd R17 (DH17 & WDH17), 100R3 (3319A), 100R4 (104MB), & Jack hose (Male NPTF Solid Only) (JH). Grip Crimp couplings can be crimped in virtually all adjustable crimp machines. Some non-adjustable crimp equipment can produce crimp dimensions within CSI's recommended crimp specification.

Trivalent Zinc Plating

GRIP CRIMP

JIC 37° - 90° Female Swivel

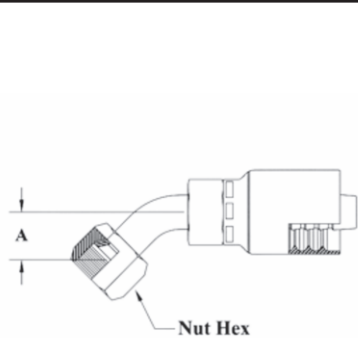
Hose I.D.	Thread Size	Tube OD	Nut Hex	Part No.
3/8"	9/16x18	3/8"	11/16"	GC17-6x6
3/8"	3/4x16	1/2"	7/8"	GC17-6x8
1/2"	3/4x16	1/2"	7/8"	GC17-8x8
1/2"	7/8x14	5/8"	1"	GC17-8x10



GRIP CRIMP

JIC/SAE Dual Seat - 45° Female Swivel

Hose I.D.	Thread Size	Tube OD	A-Drop Inches	Nut Hex	Part No.
1/4"	7/16x20	1/4"	0.47	9/16"	GC25-4x4
1/4"	1/2x20	5/16"	0.53	5/8"	GC25-4x5
1/4"	9/16x18	3/8"	0.59	11/16"	GC25-4x6*
3/8"	7/16x20	1/4"	0.47	9/16"	GC25-6x4
3/8"	1/2x20	5/16"	0.53	5/8"	GC25-6x5
3/8"	9/16x18	3/8"	0.59	11/16"	GC25-6x6*
3/8"	3/4x16	1/2"	0.71	7/8"	GC25-6x8
1/2"	3/4x16	1/2"	0.71	7/8"	GC25-8x8
1/2"	7/8x14	5/8"	0.84	1"	GC25-8x10
5/8"	7/8x14	5/8"	0.68	1"	GC25-10x10
5/8"	1-1/16x12	3/4"	0.78	1-1/4"	GC25-10x12*
3/4"	1-1/16x12	3/4"	1.12	1-1/4"	GC25-12x12*
3/4"	1-5/16x12	1"	1.15	1-1/2"	GC25-12x16*
1"	1-5/16x12	1"	1.15	1-1/2"	GC25-16x16*
1-1/4"	1-5/8x12	1-1/4"	1.69	2"	GC25 20x20

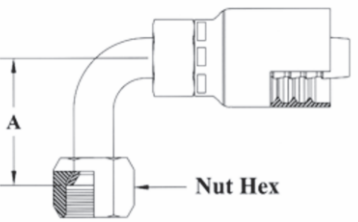


*JIC Seat and thread only

GRIP CRIMP

JIC/SAE Dual Seat - 90° Female Swivel

Hose I.D.	Thread Size	Tube OD	A-Drop Inches	Nut Hex	Part No.
1/4"	7/16x20	1/4"	0.81	9/16"	GC26-4x4
1/4"	1/2x20	5/16"	0.83	5/8"	GC26-4x5
1/4"	9/16x18	3/8"	0.91	11/16"	GC26-4x6*
3/8"	7/16x20	1/4"	0.81	9/16"	GC26-6x4
3/8"	1/2x20	5/16"	0.83	5/8"	GC26-6x5
3/8"	9/16x18	3/8"	0.91	11/16"	GC26-6x6*
3/8"	3/4x16	1/2"	1.15	7/8"	GC26-6x8
1/2"	3/4x16	1/2"	1.15	7/8"	GC26-8x8
1/2"	7/8x14	5/8"	1.23	1"	GC26-8x10
5/8"	7/8x14	5/8"	1.23	1"	GC26-10x10
5/8"	1-1/16x12	3/4"	1.88	1-1/4"	GC26-10x12*
3/4"	7/8x14	5/8"	1.23	1"	GC26-12x10
3/4"	1-1/16x12	3/4"	1.88	1-1/4"	GC26-12x12*
3/4"	1-5/16x12	1"	2.20	1-1/2"	GC26-12x16*
1"	1-5/16x12	1"	2.20	1-1/2"	GC26-16x16*
1-1/4"	1-5/8x12	1-1/4"	3.31	2"	GC26-20x20



*JIC Seat and thread only

HOSE
A

VARI-CRIMP
COUPLINGS
B

GRIP CRIMP
COUPLINGS
C

3 SERIES
THERMOPLASTIC
D

QUICK
COUPLERS
E

REUSABLES,
PUSH-IN ACCESS,
F

ADAPTERS
G

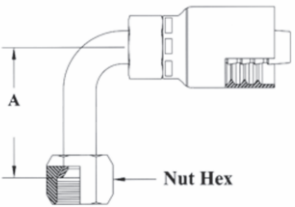
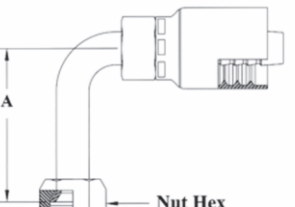
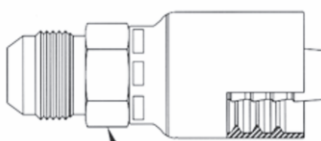
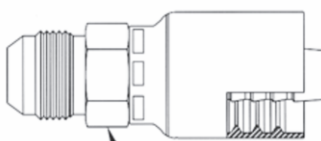
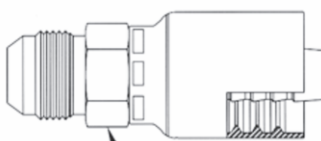
FABRICATION
EQUIPMENT
H

THREAD ID
TECHNICAL
J

WWW.
COUPLAMATIC
.COM

GRIP CRIMP COUPLINGS

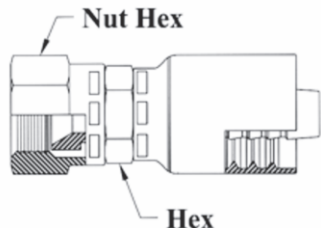
Bite to the Wire Hydraulic Hose ends for 100R1/1SN thin cover (57MB-1, 56MB-1), 100R2 thin cover (57MB-2, 56MB-2), 2SN (2SN), 2SK (2SK), HY-PLUS I (HPI), & III (HPIII), 100R16/2SC (R16), Dura-Hyd R16 (DH16), Dura-Hyd EX R16 (DHEX16), Ultra R16 (Ultra R16), 100R17 (R17 & R17R), Dura-Hyd R17 (DH17 & WDH17), 100R3 (3319A), 100R4 (104MB), & Jack hose (Male NPTF Solid Only) (JH). Grip Crimp couplings can be crimped in virtually all adjustable crimp machines. Some non-adjustable crimp equipment can produce crimp dimensions within CSI's recommended crimp specification. Trivalent Zinc Plating

A HOSE	GRIP CRIMP		JIC/SAE Dual Seat - 90° Female Swivel Medium Drop			Part No.	
	Hose I.D.	Thread Size	Tube OD	A-Drop Inches	Nut Hex		
B VAR-CRIMP COUPLINGS		1/4"	7/16x20	1/4"	1.26	9/16"	GC24-4x4
		3/8"	9/16x18	3/8"	1.50	11/16"	GC24-6x6*
		1/2"	3/4x16	1/2"	1.63	7/8"	GC24-8x8
		3/4"	1-1/16x12	3/4"	2.28	1-1/4"	GC24-12x12*
		1"	1-5/16x12	1"	2.79	1-1/2"	GC24-16x16*
		*JIC Seat and thread only					
C GRIP CRIMP COUPLINGS	GRIP CRIMP		JIC/SAE Dual Seat - 90° Female Swivel Long Drop			Part No.	
D 3 SERIES THERMOPLASTIC		1/4"	7/16x20	1/4"	1.80		9/16"
		1/4"	1/2x20	5/16"	1.80	5/8"	GC27-4x5
		1/4"	9/16x18	3/8"	2.18	11/16"	GC27-4x6*
		3/8"	7/16x20	1/4"	1.80	9/16"	GC27-6x4
		3/8"	9/16x18	3/8"	2.18	11/16"	GC27-6x6*
		3/8"	3/4x16	1/2"	2.50	7/8"	GC27-6x8
		1/2"	3/4x16	1/2"	2.50	7/8"	GC27-8x8
		1/2"	7/8x14	5/8"	2.75	1"	GC27-8x10
		5/8"	7/8x14	5/8"	2.75	1"	GC27-10x10
		3/4"	1-1/16x12	3/4"	3.73	1-1/4"	GC27-12x12*
		1"	1-5/16x12	1"	4.50	1-1/2"	GC27-16x16*
		*JIC Seat and thread only					
E QUICK COUPLERS	GRIP CRIMP		SAE 45° - Male Solid			Part No.	
F REUSABLES PUSHON ACCESS.		3/8"	5/8x18	3/8"	3/4"		GC06-6x6
		3/4"	1-1/16x14	3/4"	1-1/8"	GC06-12x12	
		Hex					
G ADAPTERS	GRIP CRIMP		SAE 45° - Male Solid			Part No.	
H FABRICATION EQUIPMENT		3/8"	5/8x18	3/8"	3/4"		GC06-6x6
		3/4"	1-1/16x14	3/4"	1-1/8"	GC06-12x12	
J THREAD ID TECHNICAL	GRIP CRIMP		SAE 45° - Male Solid			Part No.	
WWW.COUPLAMATIC.COM		3/8"	5/8x18	3/8"	3/4"		GC06-6x6
		3/4"	1-1/16x14	3/4"	1-1/8"	GC06-12x12	

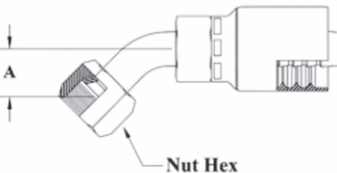
GRIP CRIMP COUPLINGS

Bite to the Wire Hydraulic Hose ends for 100R1/1SN thin cover (57MB-1, 56MB-1), 100R2 thin cover (57MB-2, 56MB-2), 2SN (2SN), 2SK (2SK), HY-PLUS I (HPI), & III (HPIII), 100R16/2SC (R16), Dura-Hyd R16 (DH16), Dura-Hyd EX R16 (DHEX16), Ultra R16 (Ultra R16), 100R17 (R17 & R17R), Dura-Hyd R17 (DH17 & WDH17), 100R3 (3319A), 100R4 (104MB), & Jack hose (Male NPTF Solid Only) (JH). Grip Crimp couplings can be crimped in virtually all adjustable crimp machines. Some non-adjustable crimp equipment can produce crimp dimensions within CSI's recommended crimp specification. Trivalent Zinc Plating


GRIP CRIMP SAE 45° - Female Swivel

	Hose I.D.	Thread Size	Tube OD	Hex Size	Nut Hex	Part No.
	1/4"	5/8x18	3/8"	11/16"	3/4"	GC07-4x6
	3/8"	5/8x18	3/8"	3/4"	13/16"	GC07-6x6
	3/4"	1-1/16x14	3/4"	1-1/8"	1-1/4"	GC07-12x12

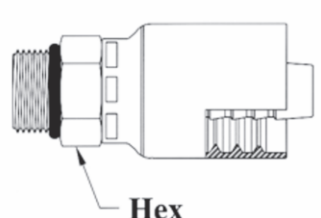
GRIP CRIMP SAE 45° Seat - 45° Female Swivel

	Hose I.D.	Thread Size	Tube OD	A-Drop Inches	Nut Hex	Part No.
	3/8"	5/8x18	3/8"	0.59	3/4"	GC22-6x6

GRIP CRIMP SAE 45° Seat - 90° Female Swivel

	Hose I.D.	Thread Size	Tube OD	A-Drop Inches	Nut Hex	Part No.
	3/8"	5/8x18	3/8"	0.91	3/4"	GC23-6x6
	3/8"	5/8x18	3/8"	2.18	3/4"	GC23-6x6L

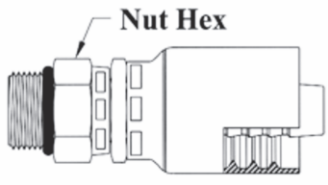
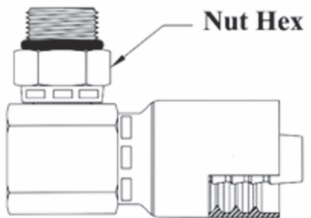
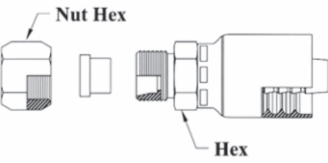
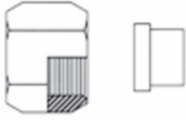
GRIP CRIMP ORB - Male Solid

	Hose I.D.	Thread Size	Tube OD	Nut Hex	Part No.
	1/4"	7/16x20	1/4"	9/16"	GC11-4x4
	1/4"	1/2x20	5/16"	5/8"	GC11-4x5
	1/4"	9/16x18	3/8"	11/16"	GC11-4x6
	3/8"	9/16x18	3/8"	11/16"	GC11-6x6
	3/8"	3/4x16	1/2"	7/8"	GC11-6x8
	3/8"	7/8x14	5/8"	1"	GC11-6x10
	1/2"	3/4x16	1/2"	7/8"	GC11-8x8
	1/2"	7/8x14	5/8"	1"	GC11-8x10
	1/2"	1-1/16x12	3/4"	1-1/4"	GC11-8x12
	5/8"	3/4x16	1/2"	15/16"	GC11-10x8
	5/8"	7/8x14	5/8"	1"	GC11-10x10
	5/8"	1-1/16x12	3/4"	1-1/4"	GC11-10x12
	3/4"	7/8x14	5/8"	1-1/8"	GC11-12x10
	3/4"	1-1/16x12	3/4"	1-1/4"	GC11-12x12
	1"	1-5/16x12	1"	1-1/2"	GC11-16x16

HOSE A
 VARI-CRIMP COUPLINGS B
 GRIP CRIMP COUPLINGS C
 3 SERIES THERMOPLASTIC D
 QUICK COUPLERS E
 REUSABLES, PUSH-IN, ACCESS. F
 ADAPTERS G
 FABRICATION EQUIPMENT H
 THREAD ID TECHNICAL J
 WWW.COUPPLAMATIC.COM

GRIP CRIMP COUPLINGS

Bite to the Wire Hydraulic Hose ends for 100R1/1SN thin cover (57MB-1, 56MB-1), 100R2 thin cover (57MB-2, 56MB-2), 2SN (2SN), 2SK (2SK), HY-PLUS I (HPI), & III (HPIII), 100R16/2SC (R16), Dura-Hyd R16 (DH16), Dura-Hyd EX R16 (DHEX16), Ultra R16 (Ultra R16), 100R17 (R17 & R17R), Dura-Hyd R17 (DH17 & WDH17), 100R3 (3319A), 100R4 (104MB), & Jack hose (Male NPTF Solid Only) (JH). Grip Crimp couplings can be crimped in virtually all adjustable crimp machines. Some non-adjustable crimp equipment can produce crimp dimensions within CSI's recommended crimp specification. Trivalent Zinc Plating


		GRIP CRIMP ORB - Male Swivel																															
A HOSE		Hose I.D.	Thread Size	Tube OD	Nut Hex	Part No.																											
B VAR-CRIMP COUPLINGS		1/4"	7/16x20	1/4"	5/8"	GC12-4x4																											
		3/8"	9/16x18	3/8"	7/8"	GC12-6x6																											
		3/8"	3/4x16	1/2"	7/8"	GC12-6x8																											
		1/2"	3/4x16	1/2"	7/8"	GC12-8x8																											
		1/2"	7/8x14	5/8"	1"	GC12-8x10																											
		3/4"	1-1/16x12	3/4"	1-1/4"	GC12-12x12																											
		1"	1-5/16x12	1"	1-1/2"	GC12-16x16																											
		Swivel for installation purposes only. Leakage may occur at low pressure.																															
		GRIP CRIMP ORB - Male Swivel 90°																															
D 3 SERIES THERMOPLASTIC		Hose I.D.	Thread Size	Tube OD	Nut Hex	Part No.																											
E QUICK COUPLERS		3/8"	9/16x18	3/8"	3/4"	GC15-6x6																											
		3/8"	3/4x16	1/2"	7/8"	GC15-6x8																											
		3/8"	7/8x14	5/8"	1"	GC15-6x10																											
		1/2"	3/4x16	1/2"	7/8"	GC15-8x8																											
		1/2"	7/8x14	5/8"	1"	GC15-8x10																											
		3/4"	1-1/16x12	3/4"	1-1/4"	GC15-12x12																											
		1"	1-5/16x12	1"	1-1/2"	GC15-16x16																											
		Swivel for installation purposes only. Leakage may occur at low pressure.																															
		GRIP CRIMP Tube Repair Couplings																															
F REUSABLES PUSHON ACCESS.		Hose I.D.	Thread Size	Tube OD	Hex Size	Nut Hex	Part No.																										
G ADAPTERS		1/4"	7/16x20	1/4"	9/16"	9/16"	GC28-4x4																										
		1/4"	1/2x20	5/16"	9/16"	5/8"	GC28-4x5																										
		3/8"	1/2x20	5/16"	11/16"	5/8"	GC28-6x5																										
		3/8"	9/16x18	3/8"	11/16"	11/16"	GC28-6x6																										
		3/8"	3/4x16	1/2"	3/4"	7/8"	GC28-6x8																										
		1/2"	3/4x16	1/2"	7/8"	7/8"	GC28-8x8																										
		1/2"	7/8x14	5/8"	7/8"	15/16"	GC28-8x10																										
		3/4"	1-1/16x12	3/4"	1-1/8"	1-1/4"	GC28-12x12																										
1"	1-5/16x12	1"	1-3/8"	1-1/2"	GC28-16x16																												
		<table border="0"> <thead> <tr> <th colspan="3"><u>Nuts and Sleeves</u></th> </tr> <tr> <th>Tube Size</th> <th>Nut Part No.</th> <th>Sleeve Part No.</th> </tr> </thead> <tbody> <tr> <td>1/4"</td> <td>718x4</td> <td>719x4</td> </tr> <tr> <td>5/16"</td> <td>718x5</td> <td>719x5</td> </tr> <tr> <td>3/8"</td> <td>718x6</td> <td>719x6</td> </tr> <tr> <td>1/2"</td> <td>718x8</td> <td>719x8</td> </tr> <tr> <td>5/8"</td> <td>718x10</td> <td>719x10</td> </tr> <tr> <td>3/4"</td> <td>718x12</td> <td>719x12</td> </tr> <tr> <td>1"</td> <td>718x16</td> <td>719x16</td> </tr> </tbody> </table>					<u>Nuts and Sleeves</u>			Tube Size	Nut Part No.	Sleeve Part No.	1/4"	718x4	719x4	5/16"	718x5	719x5	3/8"	718x6	719x6	1/2"	718x8	719x8	5/8"	718x10	719x10	3/4"	718x12	719x12	1"	718x16	719x16
<u>Nuts and Sleeves</u>																																	
Tube Size	Nut Part No.	Sleeve Part No.																															
1/4"	718x4	719x4																															
5/16"	718x5	719x5																															
3/8"	718x6	719x6																															
1/2"	718x8	719x8																															
5/8"	718x10	719x10																															
3/4"	718x12	719x12																															
1"	718x16	719x16																															
H FABRICATION EQUIPMENT																																	
J THREAD ID TECHNICAL																																	
WWW.COUPLAMATIC.COM																																	

GRIP CRIMP COUPLINGS

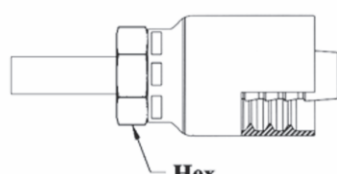
Bite to the Wire Hydraulic Hose ends for 100R1/1SN thin cover (57MB-1, 56MB-1), 100R2 thin cover (57MB-2, 56MB-2), 2SN (2SN), 2SK (2SK), HY-PLUS I (HPI), & III (HPIII), 100R16/2SC (R16), Dura-Hyd R16 (DH16), Dura-Hyd EX R16 (DHEX16), Ultra R16 (Ultra R16), 100R17 (R17 & R17R), Dura-Hyd R17 (DH17 & WDH17), 100R3 (3319A), 100R4 (104MB), & Jack hose (Male NPTF Solid Only) (JH). Grip Crimp couplings can be crimped in virtually all adjustable crimp machines. Some non-adjustable crimp equipment can produce crimp dimensions within CSI's recommended crimp specification.

Trivalent Zinc Plating

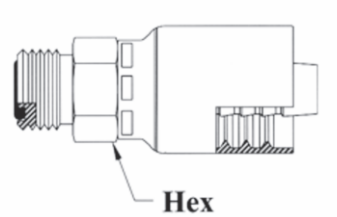
GRIP CRIMP Hose Splicer Couplings

		Hose I.D.	Part No.
		1/4"	GC13-4x4
		3/8"	GC13-6x6
		1/2"	GC13-8x8
		3/4"	GC13-12x12
		1"	GC13-16x16

GRIP CRIMP Standpipe

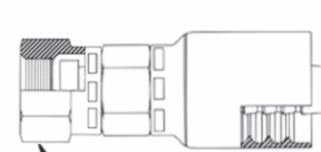
		Hose I.D.	Tube Size	Tube Rise	Hex Size	Part No.
		1/4"	1/4"	1.10	5/8"	GC21-4x4
		3/8"	3/8"	1.30	3/4"	GC21-6x6
		1/2"	1/2"	1.58	7/8"	GC21-8x8
		5/8"	5/8"	1.34	1"	GC21-10x10
		3/4"	3/4"	1.17	1-1/8"	GC21-12x12
		1"	1"	1.30	1-3/8"	GC21-16x16

GRIP CRIMP O-Ring Face Seal (ORF) - Male Solid

		Hose I.D.	Thread Size	Tube OD	Hex Size	Part No.
		1/4"	9/16x18	1/4"	5/8"	GC29-4x4
		3/8"	11/16x16	3/8"	3/4"	GC29-6x6
		3/8"	13/16x16	1/2"	7/8"	GC29-6x8
		1/2"	13/16x16	1/2"	7/8"	GC29-8x8
		1/2"	1x14	5/8"	1-1/16"	GC29-8x10
		1/2"	1-3/16x12	3/4"	1-1/4"	GC29-8x12
		5/8"	1x14	5/8"	1-1/16"	GC29-10x10
		5/8"	1-3/16x12	3/4"	1-1/4"	GC29-10x12
		3/4"	1-3/16x12	3/4"	1-1/4"	GC29-12x12
		1"	1-7/16x12	1"	1-1/2"	GC29-16x16

Couplings are capped with O-ring included.

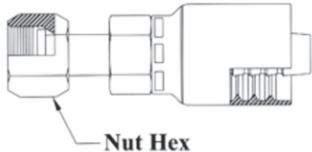
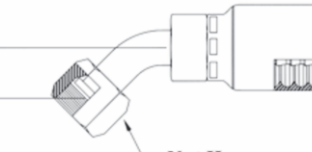
GRIP CRIMP O-Ring Face Seal (ORF) - Female Swivel Short Rise

		Hose I.D.	Thread Size	Tube OD	Hex Size	Nut Hex	Part No.
		1/4"	9/16x18	1/4"	9/16"	11/16"	GC75-4x4
		1/4"	11/16x16	3/8"	5/8"	13/16"	GC75-4x6
		3/8"	11/16x16	3/8"	11/16"	13/16"	GC75-6x6
		3/8"	13/16x16	1/2"	3/4"	15/16"	GC75-6x8
		1/2"	13/16x16	1/2"	13/16"	15/16"	GC75-8x8
		1/2"	1x14	5/8"	15/16"	1-1/8"	GC75-8x10
		5/8"	1x14	5/8"	15/16"	1-1/8"	GC75-10x10
		5/8"	1-3/16x12	3/4"	1-1/8"	1-3/8"	GC75-10x12
		3/4"	1-3/16x12	3/4"	1-1/8"	1-3/8"	GC75-12x12
		3/4"	1-7/16x12	1"	1-3/8"	1-5/8"	GC75-12x16
		1"	1-7/16x12	1"	1-3/8"	1-5/8"	GC75-16x16
		1-1/4"	1-11/16x12	1-1/4"	1-11/16"	1-7/8"	GC75-20x20

A HOSE
B VARI-CRIMP COUPLINGS
C GRIP CRIMP COUPLINGS
D 3 SERIES THERMOPLASTIC
E QUICK COUPLERS
F REUSABLES, PUSH-ON, ACCESS.
G ADAPTERS
H FABRICATION EQUIPMENT
J THREAD ID TECHNICAL
WWW.COUPPLAMATIC.COM

GRIP CRIMP COUPLINGS

Bite to the Wire Hydraulic Hose ends for 100R1/1SN thin cover (57MB-1, 56MB-1), 100R2 thin cover (57MB-2, 56MB-2), 2SN (2SN), 2SK (2SK), HY-PLUS I (HPI), & III (HPIII), 100R16/2SC (R16), Dura-Hyd R16 (DH16), Dura-Hyd EX R16 (DHEX16), Ultra R16 (Ultra R16), 100R17 (R17 & R17R), Dura-Hyd R17 (DH17 & WDH17), 100R3 (3319A), 100R4 (104MB), & Jack hose (Male NPTF Solid Only) (JH). Grip Crimp couplings can be crimped in virtually all adjustable crimp machines. Some non-adjustable crimp equipment can produce crimp dimensions within CSI's recommended crimp specification. Trivalent Zinc Plating

HOSE	GRIP CRIMP		O-Ring Face Seal (ORF) - Female Swivel			Part No.		
	Hose I.D.	Thread Size	Tube OD	Nut Hex				
A	1/4"	9/16x18	1/4"	11/16"	GC30-4x4			
B VAR-CRIMP COUPLINGS	1/4"	11/16x16	3/8"	13/16"	GC30-4x6			
	1/4"	13/16x16	1/2"	15/16"	GC30-4x8			
	3/8"	9/16x18	1/4"	11/16"	GC30-6x4			
	3/8"	11/16x16	3/8"	13/16"	GC30-6x6			
	3/8"	13/16x16	1/2"	15/16"	GC30-6x8			
	1/2"	11/16x16	3/8"	13/16"	GC30-8x6			
	1/2"	13/16x16	1/2"	15/16"	GC30-8x8			
	1/2"	1x14	5/8"	1-1/8"	GC30-8x10			
	1/2"	1-3/16x12	3/4"	1-3/8"	GC30-8x12			
	5/8"	1x14	5/8"	1-1/8"	GC30-10x10			
C GRIP CRIMP COUPLINGS	5/8"	1-3/16x12	3/4"	1-3/8"	GC30-10x12			
	3/4"	1x14	5/8"	1-1/8"	GC30-12x10			
	3/4"	1-3/16x12	3/4"	1-3/8"	GC30-12x12			
	3/4"	1-7/16x12	1"	1-5/8"	GC30-12x16			
	1"	1-7/16x12	1"	1-5/8"	GC30-16x16			
	1-1/4"	1-11/16x12	1-1/4"	1-7/8"	GC30-20x20			
								
	HOSE	GRIP CRIMP		O-Ring Face Seal (ORF) - 45° Female Swivel			Part No.	
		Hose I.D.	Thread Size	Tube OD	A-Drop Inches	Nut Hex		
	E QUICK COUPLERS	1/4"	9/16x18	1/4"	0.41	11/16"	GC31-4x4	
1/4"		11/16x16	3/8"	0.48	13/16"	GC31-4x6		
3/8"		11/16x16	3/8"	0.43	13/16"	GC31-6x6		
3/8"		13/16x16	1/2"	0.60	15/16"	GC31-6x8		
1/2"		11/16x16	3/8"	0.43	13/16"	GC31-8x6		
1/2"		13/16x16	1/2"	0.59	15/16"	GC31-8x8		
1/2"		1x14	5/8"	0.68	1-1/8"	GC31-8x10		
5/8"		1x14	5/8"	0.68	1-1/8"	GC31-10x10		
5/8"		1-3/16x12	3/4"	0.83	1-3/8"	GC31-10x12		
3/4"		1x14	5/8"	0.68	1-1/8"	GC31-12x10		
F REUSABLES PUSH-ON ACCESS.	3/4"	1-3/16x12	3/4"	0.83	1-3/8"	GC31-12x12		
	3/4"	1-7/16x20	1"	1.15	1-5/8"	GC31-12x16		
	1"	1-7/16x12	1"	1.15	1-5/8"	GC31-16x16		
	1-1/4"	1-11/16x12	1-1/4"	1.07	1-7/8"	GC31-20x20		
								
	G ADAPTERS							
H FABRICATION EQUIPMENT								
J THREAD ID TECHNICAL								
WWW.COUPLAMATIC.COM								

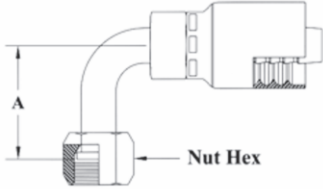
GRIP CRIMP COUPLINGS

Bite to the Wire Hydraulic Hose ends for 100R1/1SN thin cover (57MB-1, 56MB-1), 100R2 thin cover (57MB-2, 56MB-2), 2SN (2SN), 2SK (2SK), HY-PLUS I (HPI), & III (HPIII), 100R16/2SC (R16), Dura-Hyd R16 (DH16), Dura-Hyd EX R16 (DHEX16), Ultra R16 (Ultra R16), 100R17 (R17 & R17R), Dura-Hyd R17 (DH17 & WDH17), 100R3 (3319A), 100R4 (104MB), & Jack hose (Male NPTF Solid Only) (JH). Grip Crimp couplings can be crimped in virtually all adjustable crimp machines. Some non-adjustable crimp equipment can produce crimp dimensions within CSI's recommended crimp specification. Trivalent Zinc Plating

GRIP CRIMP

O-Ring Face Seal (ORF) - 90° Female Swivel

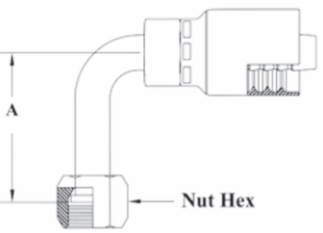
Hose I.D.	Thread Size	Tube OD	A-Drop Inches	Nut Hex	Part No.
1/4"	9/16x18	1/4"	0.80	11/16"	GC32-4x4
1/4"	11/16x16	3/8"	0.90	13/16"	GC32-4x6
3/8"	9/16x18	1/4"	0.78	11/16"	GC32-6x4
3/8"	11/16x16	3/8"	0.90	13/16"	GC32-6x6
3/8"	13/16x16	1/2"	1.15	15/16"	GC32-6x8
1/2"	11/16x16	3/8"	0.90	13/16"	GC32-8x6
1/2"	13/16x16	1/2"	1.15	15/16"	GC32-8x8
1/2"	1x14	5/8"	1.27	1-1/8"	GC32-8x10
5/8"	1x14	5/8"	1.27	1-1/8"	GC32-10x10
5/8"	1-3/16x12	3/4"	1.88	1-3/8"	GC32-10x12
3/4"	1x14	5/8"	1.27	1-1/8"	GC32-12x10
3/4"	1-3/16x12	3/4"	1.88	1-3/8"	GC32-12x12
3/4"	1-7/16x12	1"	2.20	1-5/8"	GC32-12x16
1"	1-7/16x12	1"	2.20	1-5/8"	GC32-16x16
1-1/4"	1-11/16x12	1-1/4"	2.51	1-7/8"	GC32-20x20



GRIP CRIMP

O-Ring Face Seal (ORF) - 90° Female Swivel Medium Drop

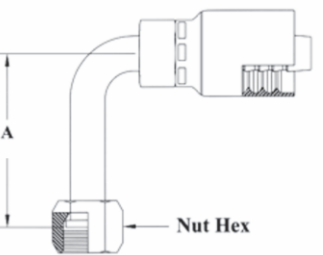
Hose I.D.	Thread Size	Tube OD	A-Drop Inches	Nut Hex	Part No.
1/4"	9/16x18	1/4"	1.26	11/16"	GC34-4x4
3/8"	11/16x16	3/8"	1.51	13/16"	GC34-6x6
3/8"	13/16x16	1/2"	1.62	15/16"	GC34-6x8
1/2"	11/16x16	3/8"	1.51	13/16"	GC34-8x6
1/2"	13/16x16	1/2"	1.62	15/16"	GC34-8x8
3/4"	1-3/16x12	3/4"	2.28	1-3/8"	GC34-12x12
1"	1-7/16x12	1"	2.78	1-5/8"	GC34-16x16
1-1/4"	1-11/16x12	1-1/4"	3.09	1-7/8"	GC34-20x20



GRIP CRIMP

O-Ring Face Seal (ORF) - 90° Female Swivel Long Drop


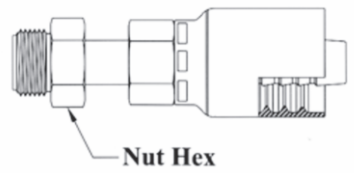
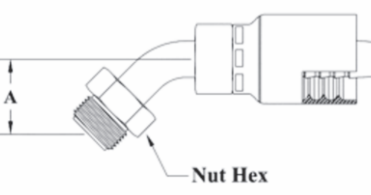
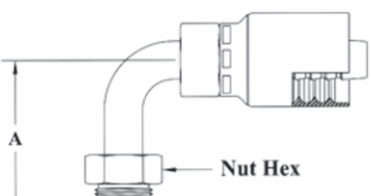
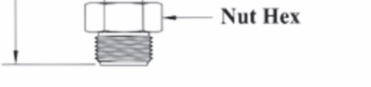
Hose I.D.	Thread Size	Tube OD	A-Drop Inches	Nut Hex	Part No.
1/4"	9/16x18	1/4"	1.80	11/16"	GC33-4x4
1/4"	11/16x16	3/8"	2.13	13/16"	GC33-4x6
3/8"	11/16x16	3/8"	2.13	13/16"	GC33-6x6
3/8"	13/16x16	1/2"	2.51	15/16"	GC33-6x8
1/2"	13/16x16	1/2"	2.51	15/16"	GC33-8x8
1/2"	1x14	5/8"	2.76	1-1/8"	GC33-8x10
5/8"	1x14	5/8"	2.76	1-1/8"	GC33-10x10
3/4"	1-3/16x12	3/4"	3.78	1-3/8"	GC33-12x12
1"	1-7/16x12	1"	4.50	1-5/8"	GC33-16x16



A	HOSE
B	VARI-CRIMP COUPLINGS
C	GRIP CRIMP COUPLINGS
D	3 SERIES THERMOPLASTIC
E	QUICK COUPLERS
F	REUSABLES, PUSH-ON, ACCESS.
G	ADAPTERS
H	FABRICATION EQUIPMENT
J	THREAD ID TECHNICAL
WWW.	COUPLAMATIC.COM

GRIP CRIMP COUPLINGS

Bite to the Wire Hydraulic Hose ends for 100R1/1SN thin cover (57MB-1, 56MB-1), 100R2 thin cover (57MB-2, 56MB-2), 2SN (2SN), 2SK (2SK), HY-PLUS I (HPI), & III (HPIII), 100R16/2SC (R16), Dura-Hyd R16 (DH16), Dura-Hyd EX R16 (DHEX16), Ultra R16 (Ultra R16), 100R17 (R17 & R17R), Dura-Hyd R17 (DH17 & WDH17), 100R3 (3319A), 100R4 (104MB), & Jack hose (Male NPTF Solid Only) (JH). Grip Crimp couplings can be crimped in virtually all adjustable crimp machines. Some non-adjustable crimp equipment can produce crimp dimensions within CSI's recommended crimp specification. Trivalent Zinc Plating

HOSE	GRIP CRIMP O-Ring For O-Ring Face Seal (ORF)						
	Thread Size	Tube OD	Part No.				
A VARIABLE CRIMP COUPLINGS		9/16x18	1/4"	4629x4			
		11/16x16	3/8"	4629x6			
		13/16x16	1/2"	4629x8			
		1x14	5/8"	4629x10			
		1-3/16x12	3/4"	4629x12			
		1-7/16x12	1"	4629x16			
		1-11/16x12	1-1/4"	4629x20			
GRIP CRIMP COUPLINGS	GRIP CRIMP Male Inverted Flare						
	Hose I.D.	Thread Size	Tube OD	Nut Hex	Part No.		
D 3 SERIES THERMOPLASTIC		1/4"	3/8x24	3/16"	3/8"	GC18-4x3	
		1/4"	7/16x24	1/4"	7/16"	GC18-4x4	
		1/4"	1/2x20	5/16"	1/2"	GC18-4x5	
		3/8"	7/16x24	1/4"	7/16"	GC18-6x4	
		3/8"	1/2x20	5/16"	1/2"	GC18-6x5	
		3/8"	5/8x18	3/8"	5/8"	GC18-6x6	
		3/8"	11/16x18	7/16"	11/16"	GC18-6x7	
		1/2"	3/4x18	1/2"	3/4"	GC18-8x8	
		E QUICK COUPLERS	GRIP CRIMP Male Inverted Flare - 45°				
Hose I.D.	Thread Size		Tube OD	A-Drop Inches	Nut Hex	Part No.	
F REUSABLE PUSH-ON ACCESS.		1/4"	3/8x24	3/16"	0.69	3/8"	GC19-4x3
		1/4"	7/16x24	1/4"	1.08	7/16"	GC19-4x4
		1/4"	1/2x20	5/16"	1.10	1/2"	GC19-4x5
		3/8"	7/16x24	1/4"	0.93	7/16"	GC19-6x4
		3/8"	1/2x20	5/16"	1.10	1/2"	GC19-6x5
		3/8"	5/8x18	3/8"	1.03	5/8"	GC19-6x6
		3/8"	11/16x18	7/16"	1.34	11/16"	GC19-6x7
		1/2"	3/4x18	1/2"	1.13	3/4"	GC19-8x8
G ADAPTERS	GRIP CRIMP Male Inverted Flare - 90°						
	Hose I.D.	Thread Size	Tube OD	A-Drop Inches	Nut Hex	Part No.	
H FABRICATION EQUIPMENT		1/4"	3/8x24	3/16"	1.06	3/8"	GC20-4x3
		1/4"	7/16x24	1/4"	1.23	7/16"	GC20-4x4
		1/4"	1/2x20	5/16"	1.38	1/2"	GC20-4x5
		3/8"	7/16x24	1/4"	1.36	7/16"	GC20-6x4
		3/8"	1/2x20	5/16"	1.38	1/2"	GC20-6x5
J THREAD ID TECHNICAL		3/8"	5/8x18	3/8"	1.63	5/8"	GC20-6x6
		3/8"	11/16x18	7/16"	1.97	11/16"	GC20-6x7
		1/2"	3/4x18	1/2"	2.20	3/4"	GC20-8x8
WWW.COUPLAMATIC.COM							

GRIP CRIMP COUPLINGS

Bite to the Wire Hydraulic Hose ends for 100R1/1SN thin cover (57MB-1, 56MB-1), 100R2 thin cover (57MB-2, 56MB-2), 2SN (2SN), 2SK (2SK), HY-PLUS I (HPI), & III (HPIII), 100R16/2SC (R16), Dura-Hyd R16 (DH16), Dura-Hyd EX R16 (DHEX16), Ultra R16 (Ultra R16), 100R17 (R17 & R17R), Dura-Hyd R17 (DH17 & WDH17), 100R3 (3319A), 100R4 (104MB), & Jack hose (Male NPTF Solid Only) (JH). Grip Crimp couplings can be crimped in virtually all adjustable crimp machines. Some non-adjustable crimp equipment can produce crimp dimensions within CSI's recommended crimp specification. Trivalent Zinc Plating

GRIP CRIMP Code 61 Split Flange - Straight

Hose I.D.	Flange Size	A-Dia Inches	Part No.
1/2"	1/2"	1.19	GC47-8x8
1/2"	3/4"	1.50	GC47-8x12
3/4"	3/4"	1.50	GC47-12x12
3/4"	1"	1.75	GC47-12x16
1"	1"	1.75	GC47-16x16
1"	1-1/4"	2.00	GC47-16x20
1-1/4"	1-1/4"	2.00	GC47-20x20

A HOSE
B VARIOUS CRIMP COUPLINGS

GRIP CRIMP Code 61 Split Flange - 45° Bend

Hose I.D.	Flange Size	A-Dia Inches	B-Drop Inches	Part No.
1/2"	1/2"	1.19	0.78	GC50-8x8
1/2"	3/4"	1.50	0.82	GC50-8x12
3/4"	3/4"	1.50	1.00	GC50-12x12
3/4"	1"	1.75	1.00	GC50-12x16
1"	1"	1.75	1.12	GC50-16x16
1"	1-1/4"	2.00	1.12	GC50-16x20
1-1/4"	1-1/4"	2.00	1.12	GC50-20x20

C GRIP CRIMP COUPLINGS
D 3 SERIES THERMOPLASTIC

GRIP CRIMP Code 61 Split Flange - 90° Bend

Hose I.D.	Flange Size	A-Dia Inches	B-Drop Inches	Part No.
1/2"	1/2"	1.19	1.62	GC53-8x8
1/2"	3/4"	1.50	1.68	GC53-8x12
3/4"	3/4"	1.50	2.12	GC53-12x12
3/4"	1"	1.75	2.12	GC53-12x16
1"	1"	1.75	2.38	GC53-16x16
1"	1-1/4"	2.00	2.38	GC53-16x20
1-1/4"	1-1/4"	2.00	2.62	GC53-20x20

E QUICK COUPLERS
F REUSABLES, PUSHON, ACCESS.

GRIP CRIMP Code 61 Split Flange Kits

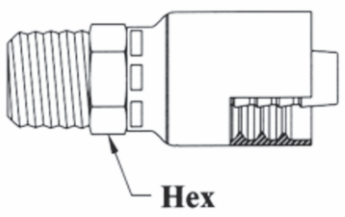
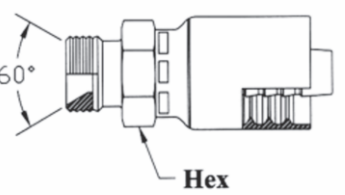
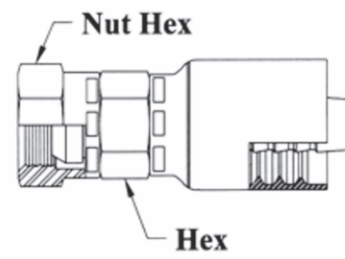
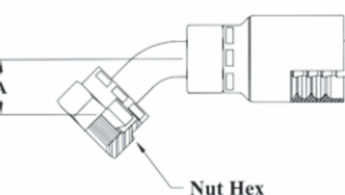
Flange Size	A Inches	B Inches	C Inches	Complete Kit Part No.	O-Ring Part No.
1/2"	1.50	.69	11/32	SFK-8	8252
3/4"	1.88	.88	13/32	SFK-12	12252
1"	2.06	1.03	13/32	SFK-16	16252
1-1/4"	2.31	1.19	15/32	SFK-20	20252

G ADAPTERS
H FABRICATION EQUIPMENT
J THREAD ID TECHNICAL

WWW.COUPPLAMATIC.COM

GRIP CRIMP COUPLINGS

Bite to the Wire Hydraulic Hose ends for 100R1/1SN thin cover (57MB-1, 56MB-1), 100R2 thin cover (57MB-2, 56MB-2), 2SN (2SN), 2SK (2SK), HY-PLUS I (HPI), & III (HPIII), 100R16/2SC (R16), Dura-Hyd R16 (DH16), Dura-Hyd EX R16 (DHEX16), Ultra R16 (Ultra R16), 100R17 (R17 & R17R), Dura-Hyd R17 (DH17 & WDH17), 100R3 (3319A), 100R4 (104MB), & Jack hose (Male NPTF Solid Only) (JH). Grip Crimp couplings can be crimped in virtually all adjustable crimp machines. Some non-adjustable crimp equipment can produce crimp dimensions within CSI's recommended crimp specification. Trivalent Zinc Plating

HOSE	GRIP CRIMP		BSPT - British Standard Tapered - Male Pipe Solid			Part No.						
	Hose I.D.	BSPT Size	Thread Size	Hex Size								
A												
B							1/4"	1/4"	R-1/4-19	5/8"	GC35-4x4	
C							3/8"	3/8"	R-3/8-19	3/4"	GC35-6x6	
							1/2"	1/2"	R-1/2-14	7/8"	GC35-8x8	
D	3/4"	3/4"	R-3/4-14	1-1/8"	GC35-12x12							
R. as part of thread size is ISO designation for tapered thread												
THERMOPLASTIC	GRIP CRIMP		BSPP - British Standard Parallel 60° Seat -Male Pipe Solid			Part No.						
	Hose I.D.	BSPP Size	Thread Size	Hex Size								
E												
							1/4"	1/4"	G-1/4-19	11/16"	GC36-4x4	
							3/8"	3/8"	G-3/8-19	3/4"	GC36-6x6	
							3/8"	1/2"	G-1/2-14	1"	GC36-6x8	
							1/2"	3/8"	G-3/8-19	7/8"	GC36-8x6	
							1/2"	1/2"	G-1/2-14	1"	GC36-8x8	
3/4"	3/4"	G-3/4-14	1-1/8"	GC36-12x12								
G. as part of thread size is ISO designation for parallel thread												
QUICK COUPLERS	GRIP CRIMP		BSPP - British Standard Parallel 60° Cone -Female Swivel			Part No.						
	Hose I.D.	BSPP Size	Thread Size	Hex Size	Nut Hex							
F												
							1/4"	1/4"	G-1/4-19	9/16"	3/4"	GC10-4x4
							1/4"	3/8"	G-3/8-19	3/4"	7/8"	GC10-4x6
							3/8"	3/8"	G-3/8-19	3/4"	7/8"	GC10-6x6
							3/8"	1/2"	G-1/2-14	3/4"	1"	GC10-6x8
							1/2"	1/2"	G-1/2-14	7/8"	1"	GC10-8x8
							5/8"	5/8"	G-5/8-14	15/16"	1-3/16"	GC10-10x10
							3/4"	3/4"	G-3/4-14	1-1/8"	1-1/4"	GC10-12x12
							1"	1"	G-1-11	1-3/8"	1-1/2"	GC10-16x16
							1-1/4"	1-1/4"	G-1-1/4-11	1-11/16"	1-7/8"	GC10-20x20
G. as part of thread size is ISO designation for parallel thread												
FABRICATION EQUIPMENT	GRIP CRIMP		BSPP - British Standard Parallel 60° Cone - 45° Bend Female Swivel			Part No.						
	Hose I.D.	BSPP Size	Thread Size	A-Drop Inches	Nut Hex							
J												
							1/4"	1/4"	G-1/4-19	0.91	3/4"	GC43-4x4
							3/8"	3/8"	G-3/8-19	0.90	7/8"	GC43-6x6
							1/2"	1/2"	G-1/2-14	0.87	1"	GC43-8x8
3/4"	3/4"	G-3/4-14	1.31	1-1/4"	GC43-12x12							
G. as part of thread size is ISO designation for parallel thread												

GRIP CRIMP COUPLINGS

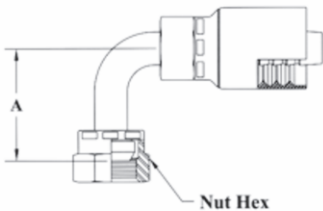
Bite to the Wire Hydraulic Hose ends for 100R1/1SN thin cover (57MB-1, 56MB-1), 100R2 thin cover (57MB-2, 56MB-2), 2SN (2SN), 2SK (2SK), HY-PLUS I (HPI), & III (HPIII), 100R16/2SC (R16), Dura-Hyd R16 (DH16), Dura-Hyd EX R16 (DHEX16), Ultra R16 (Ultra R16), 100R17 (R17 & R17R), Dura-Hyd R17 (DH17 & WDH17), 100R3 (3319A), 100R4 (104MB), & Jack hose (Male NPTF Solid Only) (JH). Grip Crimp couplings can be crimped in virtually all adjustable crimp machines. Some non-adjustable crimp equipment can produce crimp dimensions within CSI's recommended crimp specification. Trivalent Zinc Plating

GRIP CRIMP

BSPP - British Standard Parallel
60° Cone - 90° Bend Female Swivel

Hose I.D.	BSPP Size	Thread Size	A-Drop Inches	Nut Hex	Part No.
1/4"	1/4"	G-1/4-19	1.50	3/4"	GC46-4x4
3/8"	3/8"	G-3/8-19	1.60	7/8"	GC46-6x6
1/2"	1/2"	G-1/2-14	1.89	1"	GC46-8x8
5/8"	5/8"	G-5/8-14	1.83	1-3/16"	GC46-10x10
3/4"	3/4"	G-3/4-14	2.55	1-1/4"	GC46-12x12
1"	1"	G-1-11	2.98	1-1/2"	GC46-16x16

G. as part of thread size is ISO designation for parallel thread

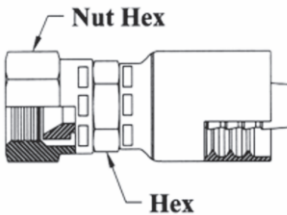


GRIP CRIMP

JIS 30° Flare Parallel Pipe - Female Swivel

Hose I.D.	Tube Size	Thread Size	Hex Size	Nut Hex	Part No.
1/4"	1/4"	G-1/4-19	5/8"	3/4"	GC40-4x4
3/8"	3/8"	G-3/8-19	11/16"	7/8"	GC40-6x6
1/2"	1/2"	G-1/2-14	7/8"	1-1/16"	GC40-8x8
3/4"	3/4"	G-3/4-14	1-1/8"	1-1/4"	GC40-12x12
1"	1"	G-1-11	1-3/8"	1-1/2"	GC40-16x16

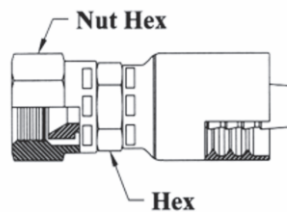
G. as part of thread size is ISO designation for parallel thread



GRIP CRIMP

Komatsu 30° Flare - Female Swivel

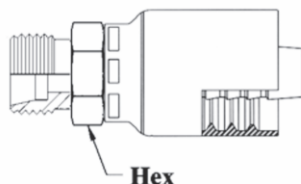
Hose I.D.	Thread Size	Hex Size	Nut Hex	Part No.
1/4"	M14x1.5	5/8"	3/4"	GC39-4x14
3/8"	M18x1.5	11/16"	7/8"	GC39-6x18
1/2"	M22x1.5	7/8"	1"	GC39-8x22
5/8"	M24x1.5	1"	1-1/4"	GC39-10x24
3/4"	M30x1.5	1-1/8"	1-3/8"	GC39-12x30
1"	M33x1.5	1-3/8"	1-1/2"	GC39-16x33
1-1/4"	M36x1.5	1-11/16"	1-7/8"	GC39-20x36



GRIP CRIMP

DIN Light 24° Seat - Male Solid

Hose I.D.	Thread Size	Tube OD	Hex Size	Part No.
1/4"	M14x1.5	8mm	5/8"	GC66-4x8
3/8"	M16x1.5	10mm	3/4"	GC66-6x10
3/8"	M18x1.5	12mm	3/4"	GC66-6x12
1/2"	M22x1.5	15mm	7/8"	GC66-8x15
5/8"	M26x1.5	18mm	1-1/16"	GC66-10x18
3/4"	M30x2.0	22mm	1-1/4"	GC66-12x22



A
HOSE

B
VAR-CRIMP
COUPLINGS

C
GRIP CRIMP
COUPLINGS

D
3 SERIES
THERMOPLASTIC

E
QUICK
COUPLERS

F
REUSABLES,
PUSHON, ACCESS.

G
ADAPTERS

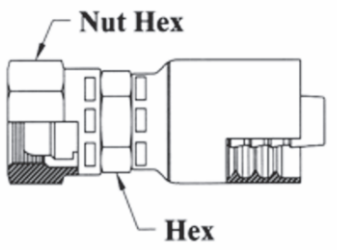
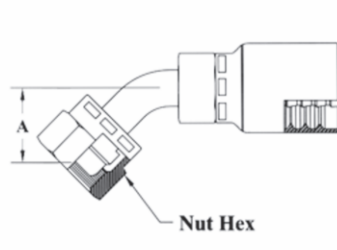
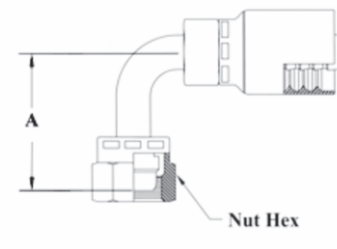
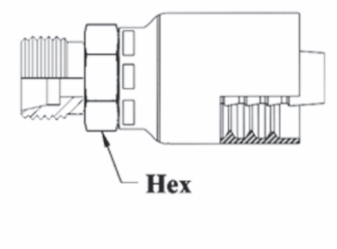
H
FABRICATION
EQUIPMENT

J
THREAD ID
TECHNICAL

WWW.
COUPLAMATIC
.COM

GRIP CRIMP COUPLINGS

Bite to the Wire Hydraulic Hose ends for 100R1/1SN thin cover (57MB-1, 56MB-1), 100R2 thin cover (57MB-2, 56MB-2), 2SN (2SN), 2SK (2SK), HY-PLUS I (HPI), & III (HPIII), 100R16/2SC (R16), Dura-Hyd R16 (DH16), Dura-Hyd EX R16 (DHEX16), Ultra R16 (Ultra R16), 100R17 (R17 & R17R), Dura-Hyd R17 (DH17 & WDH17), 100R3 (3319A), 100R4 (104MB), & Jack hose (Male NPTF Solid Only) (JH). Grip Crimp couplings can be crimped in virtually all adjustable crimp machines. Some non-adjustable crimp equipment can produce crimp dimensions within CSI's recommended crimp specification. Trivalent Zinc Plating

HOSE	GRIP CRIMP		DIN Light Universal Seat - Female Swivel			Part No.	
	Hose I.D.	Tube Size	Thread Size	Hex Size	Nut Hex		
A VARIABLE CRIMP COUPLINGS		1/4"	6mm	M12x1.5	5/8"	11/16"	GC37-4x6
		1/4"	8mm	M14x1.5	5/8"	11/16"	GC37-4x8
		1/4"	10mm	M16x1.5	5/8"	3/4"	GC37-4x10
		3/8"	10mm	M16x1.5	11/16"	3/4"	GC37-6x10
		3/8"	12mm	M18x1.5	11/16"	7/8"	GC37-6x12
		1/2"	15mm	M22x1.5	7/8"	1-1/16"	GC37-8x15
		5/8"	18mm	M26x1.5	15/16"	1-1/4"	GC37-10x18
		3/4"	22mm	M30x2.0	1-1/8"	1-1/2"	GC37-12x22
B GRIP CRIMP COUPLINGS	GRIP CRIMP		DIN Light Universal Seat - Female Swivel 45° Bend			Part No.	
	Hose I.D.	Tube Size	Thread Size	A-Drop Inches	Nut Hex		
		1/4"	8mm	M14x1.5	0.97	11/16"	GC41-4x8
		1/4"	10mm	M16x1.5	0.96	3/4"	GC41-4x10
		3/8"	10mm	M16x1.5	0.96	3/4"	GC41-6x10
		3/8"	12mm	M18x1.5	1.00	7/8"	GC41-6x12
		1/2"	15mm	M22x1.5	1.18	1-1/16"	GC41-8x15
		5/8"	18mm	M26x1.5	1.25	1-1/4"	GC41-10x18
3/4"		22mm	M30x2.0	1.41	1-1/2"	GC41-12x22	
C 3 SERIES THERMOPLASTIC QUICK COUPLERS		GRIP CRIMP		DIN Light Universal Seat - Female Swivel 90° Bend			Part No.
	Hose I.D.	Tube Size	Thread Size	A-Drop Inches	Nut Hex		
		1/4"	8mm	M14x1.5	1.48	11/16"	GC44-4x8
		1/4"	10mm	M16x1.5	1.65	3/4"	GC44-4x10
		3/8"	10mm	M16x1.5	1.65	3/4"	GC44-6x10
		3/8"	12mm	M18x1.5	1.65	7/8"	GC44-6x12
		1/2"	15mm	M22x1.5	1.93	1-1/16"	GC44-8x15
		5/8"	18mm	M26x1.5	2.31	1-1/4"	GC44-10x18
3/4"		22mm	M30x2.0	2.59	1-1/2"	GC44-12x22	
D REUSABLE PUSH-ON ACCESS ADAPTERS		GRIP CRIMP		DIN Heavy 24° Seat - Male Solid			Part No.
	Hose I.D.	Thread Size	Tube Size	Hex Size			
		1/4"	M16x1.5	8mm	5/8"	GC67-4x8	
		1/4"	M18x1.5	10mm	11/16"	GC67-4x10	
		3/8"	M18x1.5	10mm	3/4"	GC67-6x10	
		3/8"	M20x1.5	12mm	13/16"	GC67-6x12	
		3/8"	M22x1.5	14mm	7/8"	GC67-6x14	
		1/2"	M24x1.5	16mm	7/8"	GC67-8x16	
5/8"		M30x2.0	20mm	1-1/4"	GC67-10x20		

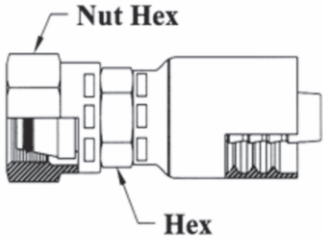
GRIP CRIMP COUPLINGS

Bite to the Wire Hydraulic Hose ends for 100R1/1SN thin cover (57MB-1, 56MB-1), 100R2 thin cover (57MB-2, 56MB-2), 2SN (2SN), 2SK (2SK), HY-PLUS I (HPI), & III (HPIII), 100R16/2SC (R16), Dura-Hyd R16 (DH16), Dura-Hyd EX R16 (DHEX16), Ultra R16 (Ultra R16), 100R17 (R17 & R17R), Dura-Hyd R17 (DH17 & WDH17), 100R3 (3319A), 100R4 (104MB), & Jack hose (Male NPTF Solid Only) (JH). Grip Crimp couplings can be crimped in virtually all adjustable crimp machines. Some non-adjustable crimp equipment can produce crimp dimensions within CSI's recommended crimp specification.

Trivalent Zinc Plating

GRIP CRIMP

DIN Heavy 24° Seat - Female Swivel

	Hose I.D.	Tube Size	Thread Size	Hex Size	Nut Hex	Part No.
	1/4"	8mm	M16x1.5	5/8"	3/4"	GC38-4x8
	1/4"	10mm	M18x1.5	5/8"	7/8"	GC38-4x10
	3/8"	10mm	M18x1.5	3/4"	7/8"	GC38-6x10
	3/8"	12mm	M20x1.5	3/4"	1"	GC38-6x12
	3/8"	14mm	M22x1.5	3/4"	1-1/16"	GC38-6x14
	1/2"	16mm	M24x1.5	7/8"	1-1/8"	GC38-8x16
	5/8"	20mm	M30x2.0	1-1/8"	1-1/2"	GC38-10x20
	3/4"	20mm	M30x2.0	1-1/8"	1-1/2"	GC38-12x20
	3/4"	25mm	M36x2.0	1-3/8"	1-7/8"	GC38-12x25
	1"	30mm	M42x2.0	1-11/16"	2"	GC38-16x30

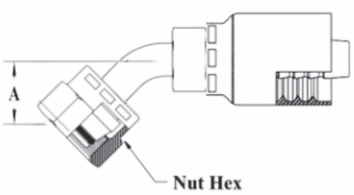
A
HOSE

B
VARI-CRIMP
COUPLINGS

C
GRIP CRIMP
COUPLINGS

GRIP CRIMP

DIN Heavy 24° Seat - Female Swivel 45° Bend

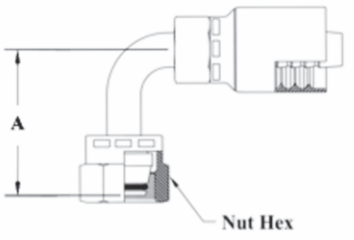
	Hose I.D.	Tube Size	Thread Size	A-Drop Inches	Nut Hex	Part No.
	1/4"	10mm	M18x1.5	0.96	7/8"	GC42-4x10
	3/8"	12mm	M20x1.5	1.13	1"	GC42-6x12
	1/2"	16mm	M24x1.5	1.25	1-1/8"	GC42-8x16
	5/8"	20mm	M30x2.0	1.50	1-1/2"	GC42-10x20

D
3 SERIES
THERMOPLASTIC

E
QUICK
COUPLERS

GRIP CRIMP

DIN Heavy 24° Seat - Female Swivel 90° Bend

	Hose I.D.	Tube Size	Thread Size	A-Drop Inches	Nut Hex	Part No.
	1/4"	10mm	M18x1.5	1.50	7/8"	GC45-4x10
	3/8"	12mm	M20x1.5	1.95	1"	GC45-6x12
	3/8"	14mm	M22x1.5	2.07	1-1/16"	GC45-6x14
	1/2"	16mm	M24x1.5	2.05	1-1/8"	GC45-8x16
	5/8"	20mm	M30x2.0	2.38	1-1/2"	GC45-10x20

F
REUSABLES,
PUSH-ON, ACCESS.

G
ADAPTERS

Visit www.couplamatic.com or call your sales representative to get the most current crimp charts.

H
FABRICATION
EQUIPMENT

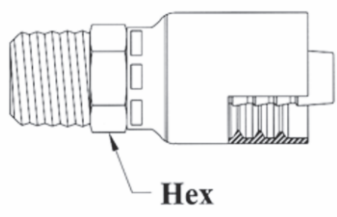
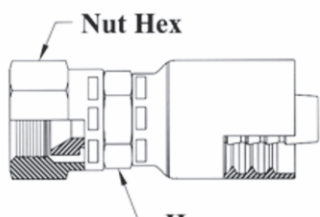
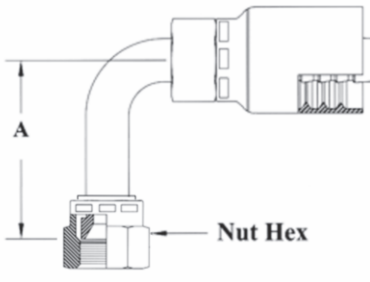
J
THREAD ID
TECHNICAL

WWW.
COUPLAMATIC
.COM

GRIP CRIMP COUPLINGS - 316 STAINLESS

Bite to the Wire Hydraulic Hose ends for 100R1/1SN thin cover (57MB-1, 56MB-1), 100R2 thin cover (57MB-2, 56MB-2), 2SN (2SN), 2SK (2SK), HY-PLUS I (HPI), & III (HPIII), 100R16/2SC (R16), Dura-Hyd R16 (DH16), Dura-Hyd EX R16 (DHEX16), Ultra R16 (Ultra R16), 100R17 (R17 & R17R), Dura-Hyd R17 (DH17 & WDH17), 100R3 (3319A), 100R4 (104MB), & Jack hose (Male NPTF Solid Only) (JH). Grip Crimp couplings can be crimped in virtually all adjustable crimp machines. Some non-adjustable crimp equipment can produce crimp dimensions within CSI's recommended crimp specification.

316 STAINLESS STEEL CONSTRUCTION

		GRIP CRIMP NPTF - Male Solid				316 SS			
A HOSE	B VARIABLE CRIMP COUPLINGS	Hose I.D.	Pipe Size	Thread Size	Hex Size	Part No.			
				1/4"	1/4"	1/4-18	9/16"	SSGC01-4x4	
3/8"	3/8"			3/8-18	3/4"	SSGC01-6x6			
1/2"	1/2"			1/2-14	7/8"	SSGC01-8x8			
3/4"	3/4"			3/4-14	1-1/8"	SSGC01-12x12			
1"	1"			1-11 1/2	1-3/8"	SSGC01-16x16			
C GRIP CRIMP COUPLINGS									
		GRIP CRIMP JIC 37° - Female Swivel				316 SS			
D 3 SERIES THERMOPLASTIC	E QUICK COUPLERS	Hose I.D.	Thread Size	Tube OD	Hex Size	Nut Hex	Part No.		
				1/4"	7/16x20	1/4"	9/16"	9/16"	SSGC09-4x4
3/8"	9/16x18			3/8"	11/16"	11/16"	SSGC09-6x6		
1/2"	3/4x16			1/2"	7/8"	7/8"	SSGC09-8x8		
3/4"	1-1/16x12			3/4"	1-1/8"	1-1/4"	SSGC09-12x12		
1"	1-5/16x12			1"	1-3/8"	1-1/2"	SSGC09-16x16		
F REUSABLE PUSHON ACCESS									
		GRIP CRIMP JIC 37° - 90° Female Swivel				316 SS			
G ADAPTERS	H FABRICATION EQUIPMENT	Hose I.D.	Thread Size	Tube OD	A-Drop Inches	Nut Hex	Part No.		
				1/4"	7/16x20	1/4"	1.05	9/16"	SSGC26-4x4
3/8"	9/16x18			3/8"	1.15	11/16"	SSGC26-6x6		
1/2"	3/4x16			1/2"	1.40	7/8"	SSGC26-8x8		
J THREAD ID TECHNICAL									
WWW.COULAMATIC.COM									

GRIP CRIMP COUPLINGS - 316 STAINLESS


Bite to the Wire Hydraulic Hose ends for 100R1/1SN thin cover (57MB-1, 56MB-1), 100R2 thin cover (57MB-2, 56MB-2), 2SN (2SN), 2SK (2SK), HY-PLUS I (HPI), & III (HPIII), 100R16/2SC (R16), Dura-Hyd R16 (DH16), Dura-Hyd EX R16 (DHEX16), Ultra R16 (Ultra R16), 100R17 (R17 & R17R), Dura-Hyd R17 (DH17 & WDH17), 100R3 (3319A), 100R4 (104MB), & Jack hose (Male NPTF Solid Only) (JH). Grip Crimp couplings can be crimped in virtually all adjustable crimp machines. Some non-adjustable crimp equipment can produce crimp dimensions within CSI's recommended crimp specification.

316 STAINLESS STEEL CONSTRUCTION

GRIP CRIMP

O-Ring Face Seal (ORF) -
Female Swivel Short Rise

316 SS

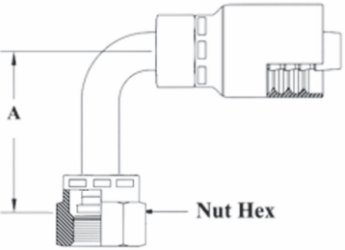
	Hose I.D.	Thread Size	Tube OD	Nut Hex	Part No.
	1/4"	9/16x18	1/4"	11/16"	SSGC75-4x4
	3/8"	11/16x16	3/8"	13/16"	SSGC75-6x6
	1/2"	13/16x16	1/2"	15/16"	SSGC75-8x8
	3/4"	1-3/16x12	3/4"	1-3/8"	SSGC75-12x12
	1"	1-7/16x12	1"	1-5/8"	SSGC75-16x16

A HOSE
B VARI-CRIMP COUPLINGS
C GRIP CRIMP COUPLINGS

GRIP CRIMP

O-Ring Face Seal (ORF) -
90° Female Swivel

316 SS

	Hose I.D.	Thread Size	Tube OD	A-Drop Inches	Nut Hex	Part No.
	1/4"	9/16x18	1/4"	1.05	11/16"	SSGC32-4x4
	3/8"	11/16x16	3/8"	1.15	13/16"	SSGC32-6x6
	1/2"	13/16x16	1/2"	1.40	15/16"	SSGC32-8x8

D 3 SERIES THERMOPLASTIC
E QUICK COUPLERS

Other thread configurations and sizes available special order.
Call your Couplamatic Systems sales representative for more details.

Visit www.couplamatic.com or call your sales representative
to get the most current crimp charts.

F REUSABLES, PUSHON, ACCESS.
G ADAPTERS

H FABRICATION EQUIPMENT

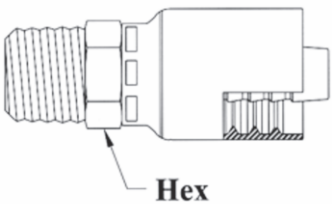
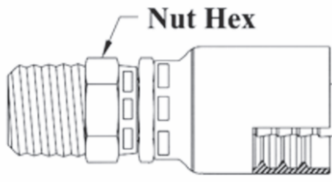

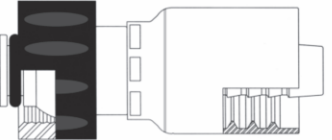
J THREAD ID TECHNICAL

WWW.COUPLAMATIC.COM

GRIP CRIMP PRESSURE WASH COUPLINGS

Bite to the Wire Hose ends for 1/4" thru 3/8" pressure wash hose. Grip-Crimp pressure wash couplings can be crimped in virtually all adjustable crimp machines. Some non-adjustable crimp equipment can produce crimp dimensions within CSI's recommended crimp specification.

50 piece minimum purchase. Pressure wash grips on page F7 Pressure wash quick couplers on page E10
Trivalent Zinc Plating

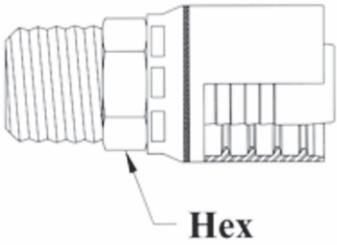
A HOSE	PRESSURE WASH		NPTF - Male Solid			
		Hose I.D.	Pipe Size	Thread Size	Hex Size	Part No.
B VAR-CRIMP COUPLINGS		1/4"	1/4"	1/4-18	5/8"	GC01-4x4
		1/4"	3/8"	3/8-18	3/4"	GC01-4x6
		3/8"	3/8"	3/8-18	11/16"	PW01-6x6
C GRIP CRIMP COUPLINGS	PRESSURE WASH		NPTF - Male Swivel			
		Hose I.D.	Pipe Size	Thread Size	Nut Hex	Part No.
D 3 SERIES THERMOPLASTIC		1/4"	1/4"	1/4-18	5/8"	GC04-4x4
		1/4"	3/8"	3/8-18	3/4"	GC04-4x6
		3/8"	3/8"	3/8-18	3/4"	PW04-6x6
Swivel for installation purposes only. Leakage may occur at low pressure.						
E QUICK COUPLERS	PRESSURE WASH		NPTF - Female Solid			
		Hose I.D.	Pipe Size	Thread Size	Hex Size	Part No.
F REUSABLE PUSHON ACCESS.		1/4"	1/4"	1/4-18	3/4"	GC02-4x4
		3/8"	3/8"	3/8-18	7/8"	PW02-6x6
G ADAPTERS	PRESSURE WASH		M22x1.5 - Female Swivel			
		Hose I.D.		Thread Size		Part No.
H FABRICATION EQUIPMENT		1/4"		M22x1.5		PWM22-4x6
		3/8"		M22x1.5		PWM22-6x6
J THREAD ID TECHNICAL						
	Visit www.couplamatic.com or call your sales representative to get the most current crimp charts.					
WWW.COUPLAMATIC.COM						

GRIP CRIMP 4GC SERIES 100R12 NO-SKIVE COUPLINGS


Bite to the Wire Hose Ends for 100R12 Four Spiral (SP580, RC12B, and DHEXR12), CS-Flex 5 Four Spiral (CS-Flex 5), and CS-Flex 6 Four Spiral (CS-Flex6). **NO SKIVE REQUIRED.** The 4GC Series Four Spiral Coupling is compatible with some fixed and virtually all adjustable spiral crimp machines on the market. Check crimp O.D. carefully.

Trivalent Zinc Plating

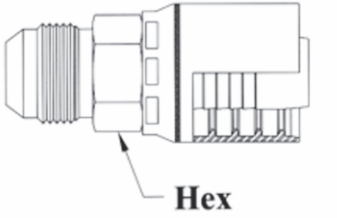
4GC SERIES NPTF - MALE SOLID

	Hose I.D.	Pipe Size	Thread Size	Hex Size	Part No.
 <p>Hex</p>	1/2"	1/2"	1/2-14	7/8"	4GC01-8x8
	1/2"	3/4"	3/4-14	1-1/8"	4GC01-8x12
	3/4"	3/4"	3/4-14	1-1/8"	4GC01-12x12
	3/4"	1"	1-11 1/2	1-3/8"	4GC01-12x16
	1"	3/4"	3/4-14	1-3/8"	4GC01-16x12
	1"	1"	1-11 1/2	1-3/8"	4GC01-16x16
	1-1/4"	1-1/4"	1 1/4-11 1/2	1-11/16"	4GC01-20x20
	1-1/2"	1-1/2"	1 1/2-11 1/2	2"	4GC01-24x24
	2"	2"	2-11 1/2	2-1/2"	4GC01-32x32

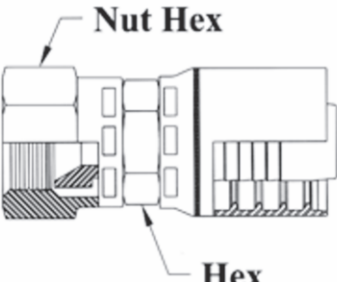
4GC SERIES NPTF (API Thread) - Male Solid

	Hose I.D.	Pipe Size	Thread Size	Hex Size	Part No.
 <p>Hex</p>	2"	2"	2-11 1/2	2-1/2"	4GCAP-32x32

4GC SERIES JIC 37° - Male Solid

	Hose I.D.	Pipe Size	Thread Size	Hex Size	Part No.
 <p>Hex</p>	1/2"	1/2"	3/4x16	7/8"	4GC08-8x8
	1/2"	5/8"	7/8x14	7/8"	4GC08-8x10
	3/4"	3/4"	1-1/16x12	1-1/8"	4GC08-12x12
	3/4"	7/8"	1-3/16x12	1-3/8"	4GC08-12x14
	3/4"	1"	1-5/16x12	1-3/8"	4GC08-12x16
	1"	1"	1-5/16x12	1-3/8"	4GC08-16x16
	1-1/4"	1-1/4"	1-5/8x12	1-11/16"	4GC08-20x20

4GC SERIES JIC 37° - Female Swivel

	Hose I.D.	Tube Size	Thread Size	Hex Size	Nut Hex	Part No.
 <p>Nut Hex</p> <p>Hex</p>	1/2"	1/2"	3/4x16	7/8"	7/8"	4GC09-8x8
	1/2"	5/8"	7/8x14	7/8"	1"	4GC09-8x10
	1/2"	3/4"	1-1/16x12	1-1/8"	1-1/4"	4GC09-8x12
	3/4"	3/4"	1-1/16x12	1-1/8"	1-1/4"	4GC09-12x12
	3/4"	7/8"	1-3/16x12	1-1/4"	1-1/2"	4GC09-12x14
	3/4"	1"	1-5/16x12	1-3/8"	1-1/2"	4GC09-12x16
	1"	3/4"	1-1/16x12	1-3/8"	1-1/4"	4GC09-16x12
	1"	1"	1-5/16x12	1-3/8"	1-1/2"	4GC09-16x16
	1"	1-1/4"	1-5/8x12	1-11/16"	2"	4GC09-16x20
	1-1/4"	1-1/4"	1-5/8x12	1-11/16"	2"	4GC09-20x20
	1-1/4"	1-1/2"	1-7/8x12	1-7/8"	2-1/4"	4GC09-20x24
	1-1/2"	1-1/2"	1-7/8x12	2"	2-1/4"	4GC09-24x24
	2"	2"	2-1/2x12	2-1/2"	2-7/8"	4GC09-32x32

A
HOSE

B
VARICRIMP
COUPLINGS

C
GRIP CRIMP
COUPLINGS

D
3 SERIES
THERMOPLASTIC

E
QUICK
COUPLERS

F
REUSABLES,
PUSHON, ACCESS.

G
ADAPTERS

H
FABRICATION
EQUIPMENT

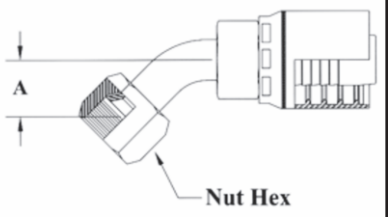
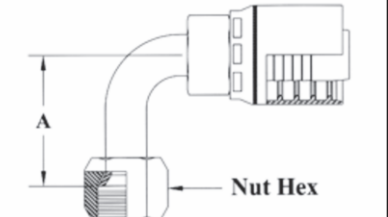
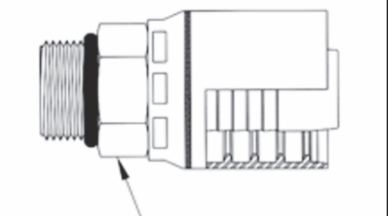
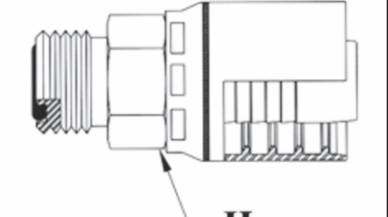
J
THREAD ID
TECHNICAL

WWW.
COUPLAMATIC
.COM

GRIP CRIMP 4GC SERIES 100R12 NO-SKIVE COUPLINGS

Bite to the Wire Hose Ends for 100R12 Four Spiral (SP580, RC12B, and DHEXR12), CS-Flex 5 Four Spiral (CS-Flex 5), and CS-Flex 6 Four Spiral (CS-Flex6). **NO SKIVE REQUIRED.** The 4GC Series Four Spiral Coupling is compatible with some fixed and virtually all adjustable spiral crimp machines on the market. Check crimp O.D. carefully.

Trivalent Zinc Plating

		4GC SERIES		JIC 37° - 45° Female Swivel				
A HOSE	B VARIABLE CRIMP COUPLINGS	Hose I.D.	Tube Size	Thread Size	A-Drop Inches	Nut Hex	Part No.	
			1/2"	1/2"	3/4x16	0.71	7/8"	4GC25-8x8
1/2"	5/8"		7/8x14	0.84	1"	4GC25-8x10		
3/4"	3/4"		1-1/16x12	1.12	1-1/4"	4GC25-12x12		
3/4"	1"		1-5/16x12	1.15	1-1/2"	4GC25-12x16		
1"	1"		1-5/16x12	1.15	1-1/2"	4GC25-16x16		
1-1/4"	1-1/4"		1-5/8x12	1.69	2"	4GC25-20x20		
1-1/2"	1-1/2"		1-7/8x12	1.70	2-1/4"	4GC25-24x24		
		4GC SERIES		JIC 37° - 90° Female Swivel				
C GRIP CRIMP COUPLINGS	D 3 SERIES THERMOPLASTIC	Hose I.D.	Tube Size	Thread Size	A-Drop Inches	Nut Hex	Part No.	
			1/2"	1/2"	3/4x16	1.15	7/8"	4GC26-8x8
1/2"	5/8"		7/8x14	1.23	1"	4GC26-8x10		
3/4"	3/4"		1-1/16x12	1.88	1-1/4"	4GC26-12x12		
3/4"	1"		1-5/16x12	2.20	1-1/2"	4GC26-12x16		
1"	1"		1-5/16x12	2.20	1-1/2"	4GC26-16x16		
1-1/4"	1-1/4"		1-5/8x12	3.31	2"	4GC26-20x20		
1-1/2"	1-1/2"		1-7/8x12	3.95	2-1/4"	4GC26-24x24		
2"	2"	2-1/2x12	4.64	2-7/8"	4GC26-32x32			
		4GC SERIES		ORB - Male Solid				
E QUICK COUPLERS	F REUSABLES PUSHON ACCESS.	Hose I.D.	Thread Size	Tube Size	Hex Size	Part No.		
			3/4"	3/4"	1-1/16x12	1-1/8"	4GC11-12x12	
1"	1"		1-5/16x12	1-1/2"	4GC11-16x16			
		4GC SERIES		O-Ring Face Seal (ORF) - Male Solid				
G ADAPTERS	H FABRICATION EQUIPMENT	Hose I.D.	Thread Size	Tube Size	Hex Size	Part No.		
			1/2"	1/2"	13/16x16	7/8"	4GC29-8x8	
3/4"	3/4"		1-3/16x12	1-1/4"	4GC29-12x12			
1"	1"		1-7/16x12	1-1/2"	4GC29-16x16			
I THREAD ID TECHNICAL	J WWW.COULAMATIC.COM	Couplings are capped with O-ring included.						

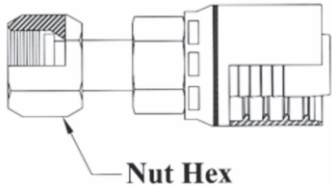
GRIP CRIMP 4GC SERIES 100R12 NO-SKIVE COUPLINGS

Bite to the Wire Hose Ends for 100R12 Four Spiral (SP580, RC12B, and DHEXR12), CS-Flex 5 Four Spiral (CS-Flex 5), and CS-Flex 6 Four Spiral (CS-Flex6). **NO SKIVE REQUIRED.** The 4GC Series Four Spiral Coupling is compatible with some fixed and virtually all adjustable spiral crimp machines on the market. Check crimp O.D. carefully.

Trivalent Zinc Plating

4GC SERIES

O-Ring Face Seal (ORF) - Female Swivel

		Hose I.D.	Tube Size	Thread Size	Nut Hex	Part No.
 <p>Nut Hex</p>	1/2"	1/2"	13/16x16	15/16"	4GC30-8x8	
	1/2"	5/8"	1x14	1-1/8"	4GC30-8x10	
	3/4"	5/8"	1x14	1-1/8"	4GC30-12x10	
	3/4"	3/4"	1-3/16x12	1-3/8"	4GC30-12x12	
	3/4"	1"	1-7/16x12	1-5/8"	4GC30-12x16	
	1"	1"	1-7/16x12	1-5/8"	4GC30-16x16	
	1-1/4"	1-1/4"	1-11/16x12	1-7/8"	4GC30-20x20	

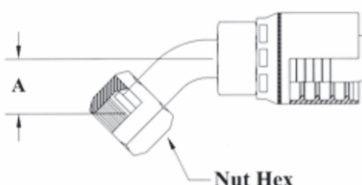
A
HOSE

B
VARICRIMP COUPLINGS

C
GRIP CRIMP COUPLINGS

4GC SERIES

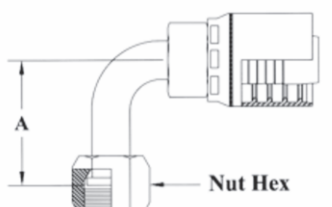
O-Ring Face Seal (ORF) - 45° Female Swivel

		Hose I.D.	Tube Size	Thread Size	A-Drop Inches	Nut Hex	Part No.
 <p>Nut Hex</p>	1/2"	1/2"	13/16x16	0.59	15/16"	4GC31-8x8	
	1/2"	5/8"	1x14	0.68	1-1/8"	4GC31-8x10	
	3/4"	3/4"	1-3/16x12	0.84	1-3/8"	4GC31-12x12	
	3/4"	1"	1-7/16x12	1.14	1-5/8"	4GC31-12x16	
	1"	1"	1-7/16x12	1.14	1-5/8"	4GC31-16x16	
	1-1/4"	1-1/4"	1-11/16x12	1.07	1-7/8"	4GC31-20x20	

D
3 SERIES THERMOPLASTIC

4GC SERIES

O-Ring Face Seal (ORF) - 90° Female Swivel

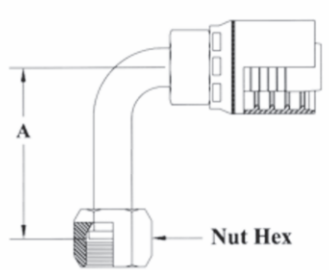
		Hose I.D.	Tube Size	Thread Size	A-Drop Inches	Nut Hex	Part No.
 <p>Nut Hex</p>	1/2"	1/2"	13/16x16	1.15	15/16"	4GC32-8x8	
	1/2"	5/8"	1x14	1.27	1-1/8"	4GC32-8x10	
	3/4"	5/8"	1x14	1.27	1-1/8"	4GC32-12x10	
	3/4"	3/4"	1-3/16x12	1.88	1-3/8"	4GC32-12x12	
	3/4"	1"	1-7/16x12	2.20	1-5/8"	4GC32-12x16	
	1"	1"	1-7/16x12	2.20	1-5/8"	4GC32-16x16	
	1-1/4"	1-1/4"	1-11/16x12	2.51	1-7/8"	4GC32-20x20	

E
QUICK COUPLERS

F
REUSABLES, PUSHON, ACCESS.

4GC SERIES

O-Ring Face Seal (ORF) - 90° Female Swivel Long Drop

		Hose I.D.	Tube Size	Thread Size	A-Drop Inches	Nut Hex	Part No.
 <p>Nut Hex</p>	1/2"	1/2"	13/16x16	2.51	15/16"	4GC33-8x8	
	3/4"	3/4"	1-3/16x12	3.78	1-3/8"	4GC33-12x12	
	1"	1"	1-7/16x12	4.50	1-5/8"	4GC33-16x16	

G
ADAPTERS

H
FABRICATION EQUIPMENT




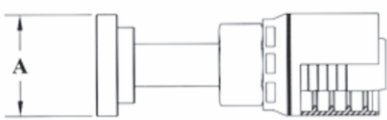
J
THREAD ID TECHNICAL

WWW.COUPPLAMATIC.COM

GRIP CRIMP 4GC SERIES 100R12 NO-SKIVE COUPLINGS

Bite to the Wire Hose Ends for 100R12 Four Spiral (SP580, RC12B, and DHEXR12), CS-Flex 5 Four Spiral (CS-Flex 5), and CS-Flex 6 Four Spiral (CS-Flex6). **NO SKIVE REQUIRED.** The 4GC Series Four Spiral Coupling is compatible with some fixed and virtually all adjustable spiral crimp machines on the market. Check crimp O.D. carefully.

Trivalent Zinc Plating

		4GC SERIES		O-Ring For O-Ring Face Seal (ORF)			
		Thread Size	Tube OD			Part No.	
A HOSE		13/16x16	1/2"			4629x8	
		1x14	5/8"			4629x10	
		1-3/16x12	3/4"			4629x12	
		1-7/16x12	1"			4629x16	
		1-11/16x12	1-1/4"			4629x20	
B VAR-CRIMP COUPLINGS							
C GRIP CRIMP COUPLINGS							
		4GC SERIES		BSPP - British Standard Parallel 60° Cone - Female Swivel			
		Hose I.D.	BSPP Size	Thread Size	Hex Size	Nut Hex	Part No.
D 3 SERIES THERMOPLASTIC		1/2"	1/2"	G-1/2-14	7/8"	1"	4GC10-8x8
		3/4"	3/4"	G-3/4-14	1-1/8"	1-1/4"	4GC10-12x12
		1"	1"	G-1-11	1-3/8"	1-1/2"	4GC10-16x16
E QUICK COUPLERS							
		4GC SERIES		DIN Heavy 24° Seat - Female Swivel			
F REUSABLES PUSH-ON ACCESS		1/2"	16mm	M24x1.5	7/8"	1-1/8"	4GC38-8x16
		3/4"	25mm	M36x2.0	1-3/8"	1-7/8"	4GC38-12x25
		1"	30mm	M42x2.0	1-11/16"	2"	4GC38-16x30
G ADAPTERS							
		4GC SERIES		Code 61 Split Flange - Straight			
H FABRICATION EQUIPMENT		Hose I.D.	Flange Size	A-Dia Inches	Part No.		
J THREAD ID TECHNICAL		1/2"	1/2"	1.19	4GC47-8x8		
		1/2"	3/4"	1.50	4GC47-8x12		
		3/4"	3/4"	1.50	4GC47-12x12		
		3/4"	1"	1.75	4GC47-12x16		
		1"	1"	1.75	4GC47-16x16		
		1"	1-1/4"	2.00	4GC47-16x20		
		1-1/4"	1-1/4"	2.00	4GC47-20x20		
		1-1/4"	1-1/2"	2.38	4GC47-20x24		
		1-1/2"	1-1/2"	2.38	4GC47-24x24		
		2"	2"	2.81	4GC47-32x32		
WWW.COUPLAMATIC.COM							

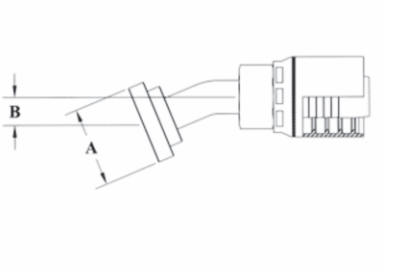
GRIP CRIMP 4GC SERIES 100R12 NO-SKIVE COUPLINGS

Bite to the Wire Hose Ends for 100R12 Four Spiral (SP580, RC12B, and DHEXR12), CS-Flex 5 Four Spiral (CS-Flex 5), and CS-Flex 6 Four Spiral (CS-Flex6). **NO SKIVE REQUIRED.** The 4GC Series Four Spiral Coupling is compatible with some fixed and virtually all adjustable spiral crimp machines on the market. Check crimp O.D. carefully.

Trivalent Zinc Plating

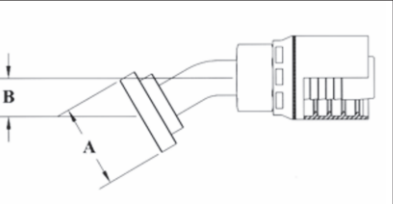
4GC SERIES

Code 61 Split Flange - 22 1/2° Bend

		Hose I.D.	Flange Size	A-Dia Inches	B-Drop Inches	Part No.
	3/4"	3/4"	1.50	0.44	4GC48-12x12	
	3/4"	1"	1.75	0.44	4GC48-12x16	
	1"	1"	1.75	0.45	4GC48-16x16	
	1"	1-1/4"	2.00	0.45	4GC48-16x20	
	1-1/4"	1-1/4"	2.00	0.50	4GC48-20x20	

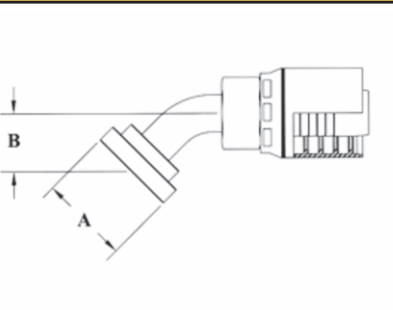
4GC SERIES

Code 61 Split Flange - 30° Bend

		Hose I.D.	Flange Size	A-Dia Inches	B-Drop Inches	Part No.
	3/4"	3/4"	1.50	0.59	4GC49-12x12	
	1"	1"	1.75	0.64	4GC49-16x16	
	1-1/4"	1-1/4"	2.00	0.72	4GC49-20x20	

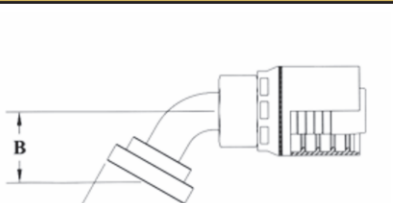
4GC SERIES

Code 61 Split Flange - 45° Bend

		Hose I.D.	Flange Size	A-Dia Inches	B-Drop Inches	Part No.
	1/2"	1/2"	1.19	0.78	4GC50-8x8	
	1/2"	3/4"	1.50	0.82	4GC50-8x12	
	3/4"	3/4"	1.50	1.00	4GC50-12x12	
	3/4"	1"	1.75	1.00	4GC50-12x16	
	1"	1"	1.75	1.12	4GC50-16x16	
	1"	1-1/4"	2.00	1.12	4GC50-16x20	
	1-1/4"	1-1/4"	2.00	1.15	4GC50-20x20	
	1-1/4"	1-1/2"	2.38	1.50	4GC50-20x24	
	1-1/2"	1-1/2"	2.38	1.41	4GC50-24x24	
	2"	2"	2.81	2.08	4GC50-32x32	

4GC SERIES

Code 61 Split Flange - 60° Bend

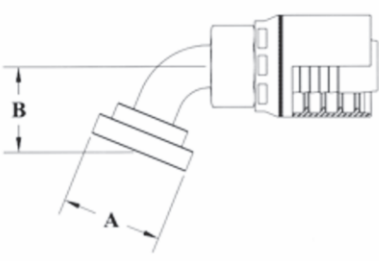
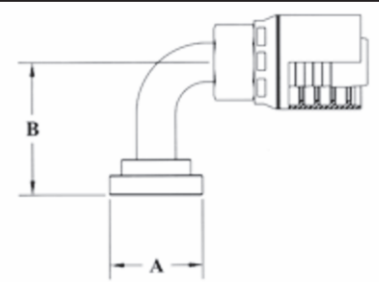
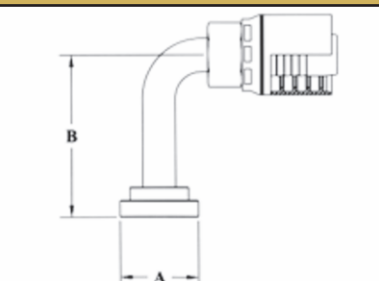
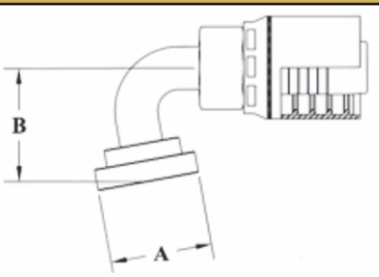
		Hose I.D.	Flange Size	A-Dia Inches	B-Drop Inches	Part No.
	3/4"	3/4"	1.50	1.38	4GC51-12x12	
	3/4"	1"	1.75	1.38	4GC51-12x16	
	1"	1"	1.75	1.51	4GC51-16x16	
	1-1/4"	1-1/4"	2.00	1.69	4GC51-20x20	

A HOSE
B VARI-CRIMP COUPLINGS
C GRIP CRIMP COUPLINGS
D 3 SERIES THERMOPLASTIC
E QUICK COUPLERS
F REUSABLES, PUSHON, ACCESS.
G ADAPTERS
H FABRICATION EQUIPMENT
J THREAD ID TECHNICAL
WWW.COUPPLAMATIC.COM

GRIP CRIMP 4GC SERIES 100R12 NO-SKIVE COUPLINGS

Bite to the Wire Hose Ends for 100R12 Four Spiral (SP580, RC12B, and DHEXR12), CS-Flex 5 Four Spiral (CS-Flex 5), and CS-Flex 6 Four Spiral (CS-Flex6). **NO SKIVE REQUIRED.** The 4GC Series Four Spiral Coupling is compatible with some fixed and virtually all adjustable spiral crimp machines on the market. Check crimp O.D. carefully.

Trivalent Zinc Plating

		4GC SERIES Code 61 Split Flange - 67 1/2° Bend					
A HOSE		Hose I.D.	Flange Size	A-Dia Inches	B-Drop Inches	Part No.	
B VAR-CRIMP COUPLINGS		3/4"	3/4"	1.50	1.59	4GC52-12x12	
		3/4"	1"	1.75	1.59	4GC52-12x16	
		1"	1"	1.75	1.76	4GC52-16x16	
C GRIP CRIMP COUPLINGS		4GC SERIES Code 61 Split Flange - 90° Bend					
D 3 SERIES THERMOPLASTIC		Hose I.D.	Flange Size	A-Dia Inches	B-Drop Inches	Part No.	
E QUICK COUPLERS		1/2"	1/2"	1.19	1.63	4GC53-8x8	
		1/2"	3/4"	1.50	1.68	4GC53-8x12	
		3/4"	3/4"	1.50	2.12	4GC53-12x12	
		3/4"	1"	1.75	2.12	4GC53-12x16	
		1"	1"	1.75	2.38	4GC53-16x16	
		1"	1-1/4"	2.00	2.38	4GC53-16x20	
		1-1/4"	1-1/4"	2.00	2.62	4GC53-20x20	
		1-1/4"	1-1/2"	2.38	3.25	4GC53-20x24	
		1-1/2"	1-1/2"	2.38	3.12	4GC53-24x24	
		2"	2"	2.81	4.64	4GC53-32x32	
F REUSABLES PUSHON ACCESS.		4GC SERIES Code 61 Split Flange - 90° Bend Long Drop					
G ADAPTERS		Hose I.D.	Flange Size	A-Dia Inches	B-Drop Inches	Part No.	
H FABRICATION EQUIPMENT		3/4"	3/4"	1.50	3.75	4GC54-12x12	
		1"	1"	1.75	4.62	4GC54-16x16	
I J THREAD ID TECHNICAL		4GC SERIES Code 61 Split Flange - 100° Bend					
J WWW.COUPLAMATIC.COM		Hose I.D.	Flange Size	A-Dia Inches	B-Drop Inches	Part No.	
J WWW.COUPLAMATIC.COM		3/4"	3/4"	1.50	2.33	4GC55-12x12	
		3/4"	1"	1.75	2.33	4GC55-12x16	

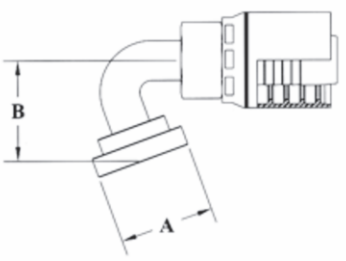
GRIP CRIMP 4GC SERIES 100R12 NO-SKIVE COUPLINGS

Bite to the Wire Hose Ends for 100R12 Four Spiral (SP580, RC12B, and DHEXR12), CS-Flex 5 Four Spiral (CS-Flex 5), and CS-Flex 6 Four Spiral (CS-Flex6). **NO SKIVE REQUIRED.** The 4GC Series Four Spiral Coupling is compatible with some fixed and virtually all adjustable spiral crimp machines on the market. Check crimp O.D. carefully.

Trivalent Zinc Plating

4GC SERIES

Code 61 Split Flange - 110° Bend

		Hose I.D.	Flange Size	A-Dia Inches	B-Drop Inches	Part No.
		1"	1"	1.75	2.89	4GC56-16x16

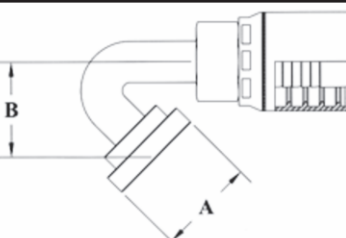
A
HOSE

B
VARIABLE CRIMP COUPLINGS

C
GRIP CRIMP COUPLINGS

4GC SERIES

Code 61 Split Flange - 135° Bend

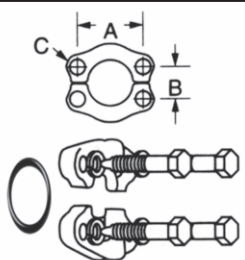
		Hose I.D.	Flange Size	A-Dia Inches	B-Drop Inches	Part No.
		3/4"	3/4"	1.50	3.00	4GC57-12x12

D
3 SERIES THERMOPLASTIC

E
QUICK COUPLERS

4GC SERIES

Code 61 Split Flange Kits

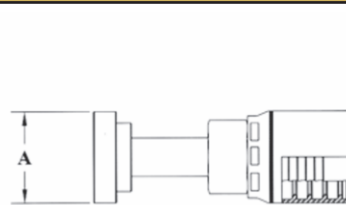
		Flange Size	A Inches	B Inches	C Inches	Complete Kit Part No.	O-Ring Part No.
		1/2"	1.50	.69	11/32	SFK-8	8252
		3/4"	1.88	.88	13/32	SFK-12	12252
		1"	2.06	1.03	13/32	SFK-16	16252
		1-1/4"	2.31	1.19	15/32	SFK-20	20252
		1-1/2"	2.75	1.41	17/32	SFK-24	24252
		2"	3.06	1.69	17/32	SFK-32	32252

F
REUSABLES, PUSHON, ACCESS.

G
ADAPTERS

4GC SERIES

Code 62 Split Flange - Straight

		Hose I.D.	Flange Size	A-Dia Inches	Part No.
		3/4"	3/4"	1.62	4GC60-12x12
		3/4"	1"	1.88	4GC60-12x16
		1"	1"	1.88	4GC60-16x16
		1"	1-1/4"	2.12	4GC60-16x20
		1-1/4"	1-1/4"	2.12	4GC60-20x20

H
FABRICATION EQUIPMENT

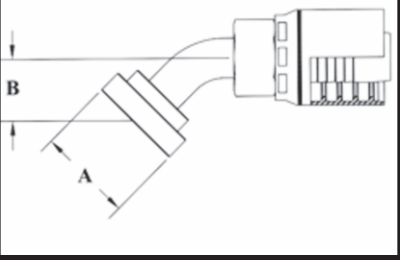
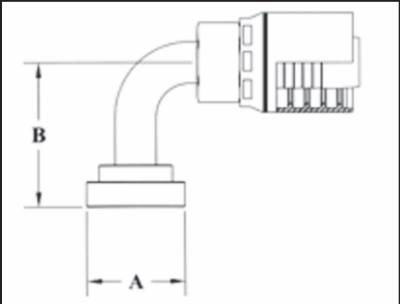
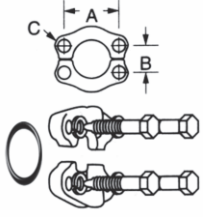
J
THREAD ID TECHNICAL

WWW.COUPPLAMATIC.COM

GRIP CRIMP 4GC SERIES 100R12 NO-SKIVE COUPLINGS

Bite to the Wire Hose Ends for 100R12 Four Spiral (SP580, RC12B, and DHEXR12), CS-Flex 5 Four Spiral (CS-Flex 5), and CS-Flex 6 Four Spiral (CS-Flex6). **NO SKIVE REQUIRED.** The 4GC Series Four Spiral Coupling is compatible with some fixed and virtually all adjustable spiral crimp machines on the market. Check crimp O.D. carefully.

Trivalent Zinc Plating

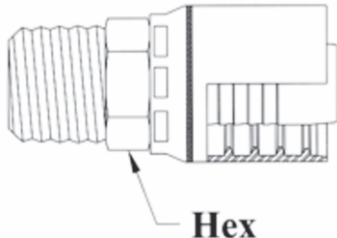
		4GC SERIES Code 62 Split Flange - 45° Bend						
A HOSE	B VARIABLE CRIMP COUPLINGS	Hose I.D.	Flange Size	A-Dia Inches	B-Drop Inches	Part No.		
			3/4"	3/4"	1.62	1.27	4GC61-12x12	
			1"	1"	1.88	1.34	4GC61-16x16	
			1-1/4"	1-1/4"	2.12	1.68	4GC61-20x20	
		4GC SERIES Code 62 Split Flange - 90° Bend						
D 3 SERIES THERMOPLASTIC	E QUICK COUPLERS	Hose I.D.	Flange Size	A-Dia Inches	B-Drop Inches	Part No.		
			3/4"	3/4"	1.62	2.41	4GC62-12x12	
			3/4"	1"	1.88	2.70	4GC62-12x16	
			1"	1"	1.88	2.75	4GC62-16x16	
			1"	1-1/4"	2.12	2.90	4GC62-16x20	
			1-1/4"	1-1/4"	2.12	3.24	4GC62-20x20	
		4GC SERIES Code 62 Split Flange Kits						
F REUSABLE PUSH-ON ACCESS.	G ADAPTERS	Flange Size	A Inches	B Inches	C Inches	Complete Kit Part No.	O-Ring Part No.	
			3/4"	2.00	.94	13/32	SFK62-12	12252
			1"	2.25	1.09	15/32	SFK62-16	16252
			1-1/4"	2.63	1.25	17/32	SFK62-20	20252
<p align="center">Visit www.couplamatic.com or call your sales representative to get the most current crimp charts.</p>								
<p align="center">Visit www.couplamatic.com</p>								

GRIP CRIMP 6GC SERIES 4SH, R13, R15 NO-SKIVE COUPLINGS

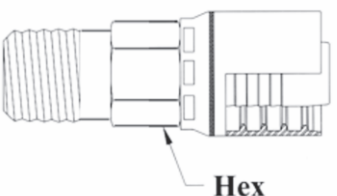
Bite to the Wire Hose Ends for 100R13 Spiral Hose (RC13 & DHEXR13) 3/4" thru 2", 100R15 Spiral Hose (RC15) 3/4" thru 1-1/2", & 4SH Spiral Hose 5/8", 3/4", and 1". **NO SKIVE REQUIRED.** The 6GC Series Six Spiral Crimp Coupling is compatible with some fixed and virtually all adjustable spiral crimp machines on the market. Check crimp O.D. carefully.

Trivalent Zinc Plating

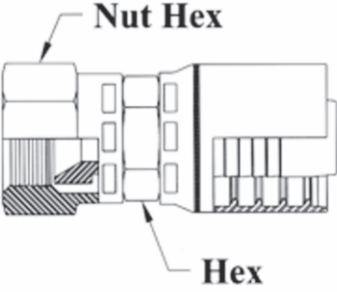
6GC SERIES NPTF - MALE SOLID

	Hose I.D.	Pipe Size	Thread Size	Hex Size	Part No.
 <p>Hex</p>	3/4"	3/4"	3/4-14	1-1/8"	6GC01-12x12
	1"	1"	1-11 1/2	1-3/8"	6GC01-16x16
	1-1/4"	1-1/4"	1 1/4-11 1/2	1-11/16"	6GC01-20x20
	1-1/2"	1-1/2"	1 1/2-11 1/2	2"	6GC01-24x24
	2"	2"	2-11 1/2	2-1/2"	6GC01-32x32

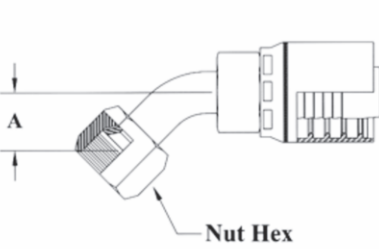
6GC SERIES NPTF (API Thread) - Male Solid

	Hose I.D.	Pipe Size	Thread Size	Hex Size	Part No.
 <p>Hex</p>	1"	1"	1-11 1/2	1-3/8"	6GCAP-16x16
	1-1/2"	1-1/2"	1-1/2-11 1/2	2"	6GCAP-24x24
	2"	2"	2-11 1/2	2-1/2"	6GCAP-32x32

6GC SERIES JIC 37° - Female Swivel

	Hose I.D.	Tube Size	Thread Size	Hex Size	Nut Hex	Part No.
 <p>Nut Hex</p> <p>Hex</p>	5/8"	5/8"	7/8x14	15/16"	1"	6GC09-10x10
	3/4"	3/4"	1-1/16x12	1-1/8"	1-1/4"	6GC09-12x12
	3/4"	1"	1-5/16x12	1-3/8"	1-1/2"	6GC09-12x16
	1"	1"	1-5/16x12	1-3/8"	1-1/2"	6GC09-16x16
	1-1/4"	1-1/4"	1-5/8x12	1-11/16"	2"	6GC09-20x20
	1-1/2"	1-1/2"	1-7/8x12	2"	2-1/4"	6GC09-24x24
	2"	2"	2-1/2x12	2-1/2"	2-7/8"	6GC09-32x32

6GC SERIES JIC 37° - 45° Female Swivel

	Hose I.D.	Tube Size	Thread Size	A-Drop Inches	Nut Hex	Part No.
 <p>Nut Hex</p> <p>A</p>	3/4"	3/4"	1-1/16x12	1.50	1-1/4"	6GC25-12x12
	1"	1"	1-5/16x12	1.75	1-1/2"	6GC25-16x16

A HOSE
B VARI-CRIMP COUPLINGS
C GRIP CRIMP COUPLINGS
D 3 SERIES THERMOPLASTIC
E QUICK COUPLERS
F REUSABLES, PUSH-ON, ACCESS.
G ADAPTERS
H FABRICATION EQUIPMENT
J THREAD ID TECHNICAL
WWW.COUPLAMATIC.COM

GRIP CRIMP 6GC SERIES 4SH, R13, R15 NO-SKIVE COUPLINGS

Bite to the Wire Hose Ends for 100R13 Spiral Hose (RC13 & DHEXR13) 3/4" thru 2", 100R15 Spiral Hose (RC15) 3/4" thru 1-1/2", & 4SH Spiral Hose 5/8", 3/4", and 1". **NO SKIVE REQUIRED.** The 6GC Series Six Spiral Crimp Coupling is compatible with some fixed and virtually all adjustable spiral crimp machines on the market. Check crimp O.D. carefully.

Trivalent Zinc Plating

A HOSE	6GC SERIES		JIC 37° - 90° Female Swivel				Part No.
	Hose I.D.	Tube Size	Thread Size	A-Drop Inches	Nut Hex		
B VAR-CRIMP COUPLINGS	3/4"	3/4"	1-1/16x12	2.38	1-1/4"	6GC26-12x12	
	1"	1"	1-5/16x12	2.75	1-1/2"	6GC26-16x16	
	1-1/4"	1-1/4"	1-5/8x12	3.40	2"	6GC26-20x20	
C GRIP CRIMP COUPLINGS	6GC SERIES		O-Ring Face Seal (ORF) - Female Swivel				Part No.
D 3 SERIES THERMOPLASTIC	Hose I.D.	Tube Size	Thread Size		Nut Hex		
	5/8"	5/8"	1x14		1-1/8"	6GC30-10x10	
	3/4"	3/4"	1-3/16x12		1-3/8"	6GC30-12x12	
	3/4"	1"	1-7/16x12		1-5/8"	6GC30-12x16	
	1"	1"	1-7/16x12		1-5/8"	6GC30-16x16	
	1-1/4"	1-1/4"	1-11/16x12		1-7/8"	6GC30-20x20	
1-1/2"	1-1/2"	2x12		2-1/4"	6GC30-24x24		
E QUICK COUPLERS	6GC SERIES		O-Ring Face Seal (ORF) - 45° Female Swivel				Part No.
F REUSABLES, PUSH-ON ACCESS.	Hose I.D.	Tube Size	Thread Size	A-Drop Inches	Nut Hex		
	5/8"	5/8"	1x14	0.75	1-1/8"	6GC31-10x10	
	3/4"	3/4"	1-3/16x12	0.95	1-3/8"	6GC31-12x12	
	1"	1"	1-7/16x12	1.16	1-5/8"	6GC31-16x16	
	1-1/4"	1-1/4"	1-11/16x12	1.25	1-7/8"	6GC31-20x20	
G ADAPTERS	6GC SERIES		O-Ring Face Seal (ORF) - 90° Female Swivel				Part No.
H FABRICATION EQUIPMENT	Hose I.D.	Tube Size	Thread Size	A-Drop Inches	Nut Hex		
	5/8"	5/8"	1x14	1.50	1-1/8"	6GC32-10x10	
	3/4"	3/4"	1-3/16x12	2.00	1-3/8"	6GC32-12x12	
	3/4"	1"	1-7/16x12	2.50	1-5/8"	6GC32-12x16	
	1"	1"	1-7/16x12	2.50	1-5/8"	6GC32-16x16	
	1-1/4"	1-1/4"	1-11/16x12	2.80	1-7/8"	6GC32-20x20	
J THREAD ID TECHNICAL	6GC SERIES		O-Ring Face Seal (ORF) - 90° Female Swivel				Part No.
K WWW.COULAMATIC.COM	Hose I.D.	Tube Size	Thread Size	A-Drop Inches	Nut Hex		
	5/8"	5/8"	1x14	1.50	1-1/8"	6GC32-10x10	
	3/4"	3/4"	1-3/16x12	2.00	1-3/8"	6GC32-12x12	
	3/4"	1"	1-7/16x12	2.50	1-5/8"	6GC32-12x16	
	1"	1"	1-7/16x12	2.50	1-5/8"	6GC32-16x16	
	1-1/4"	1-1/4"	1-11/16x12	2.80	1-7/8"	6GC32-20x20	

GRIP CRIMP 6GC SERIES 4SH, R13, R15 NO-SKIVE COUPLINGS

Bite to the Wire Hose Ends for 100R13 Spiral Hose (RC13 & DHEXR13) 3/4" thru 2", 100R15 Spiral Hose (RC15) 3/4" thru 1-1/2", & 4SH Spiral Hose 5/8", 3/4", and 1". **NO SKIVE REQUIRED.** The 6GC Series Six Spiral Coupling is compatible with some fixed and virtually all adjustable spiral crimp machines on the market. Check crimp O.D. carefully.

Trivalent Zinc Plating

6GC SERIES Code 61 Split Flange - Straight

Hose I.D.	Flange Size	A-Dia Inches	Part No.
3/4"	3/4"	1.50	6GC47-12x12
3/4"	1"	1.75	6GC47-12x16
1"	1"	1.75	6GC47-16x16
1"	1-1/4"	2.00	6GC47-16x20
1-1/4"	1-1/4"	2.00	6GC47-20x20
1-1/2"	1-1/2"	2.38	6GC47-24x24
2"	2"	2.81	6GC47-32x32

6GC SERIES Code 61 Split Flange - 45° Bend

Hose I.D.	Flange Size	A-Dia Inches	B-Drop Inches	Part No.
3/4"	3/4"	1.50	1.25	6GC50-12x12
1"	1"	1.75	1.30	6GC50-16x16
1-1/4"	1-1/4"	2.00	1.50	6GC50-20x20
1-1/2"	1-1/2"	2.38	1.75	6GC50-24x24
2"	2"	2.81	2.25	6GC50-32x32

6GC SERIES Code 61 Split Flange - 90° Bend

Hose I.D.	Flange Size	A-Dia Inches	B-Drop Inches	Part No.
3/4"	3/4"	1.50	2.38	6GC53-12x12
3/4"	1"	1.75	2.75	6GC53-12x16
1"	1"	1.75	2.75	6GC53-16x16
1"	1-1/4"	2.00	2.88	6GC53-16x20
1-1/4"	1-1/4"	2.00	2.88	6GC53-20x20
1-1/2"	1-1/2"	2.38	4.00	6GC53-24x24
2"	2"	2.81	5.40	6GC53-32x32

6GC SERIES Code 61 Split Flange - 90° Bend Long Drop

Hose I.D.	Flange Size	A-Dia Inches	B-Drop Inches	Part No.
3/4"	3/4"	1.50	5.25	6GC54-12x12
3/4"	1"	1.75	6.00	6GC54-12x16
1"	1"	1.75	6.00	6GC54-16x16
1"	1-1/4"	2.00	7.50	6GC54-16x20
1-1/4"	1-1/4"	2.00	7.50	6GC54-20x20

6GC SERIES Code 61 Split Flange Kits

Flange Size	A Inches	B Inches	C Inches	Complete Kit Part No.	O-Ring Part No.
3/4"	1.88	.88	13/32	SFK-12	12252
1"	2.06	1.03	13/32	SFK-16	16252
1-1/4"	2.31	1.19	15/32	SFK-20	20252
1-1/2"	2.75	1.41	17/32	SFK-24	24252
2"	3.06	1.69	17/32	SFK-32	32252

A
HOSE

B
VARI-CRIMP
COUPLINGS

C
GRIP CRIMP
COUPLINGS

D
3 SERIES
THERMOPLASTIC

E
QUICK
COUPLERS

F
REUSABLES,
PUSH-ON, ACCESS.

G
ADAPTERS

H
FABRICATION
EQUIPMENT

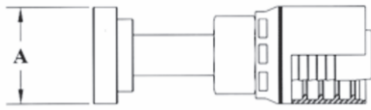
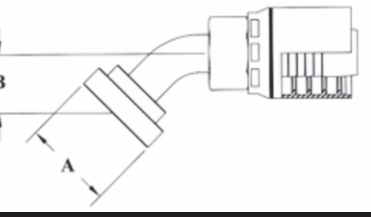
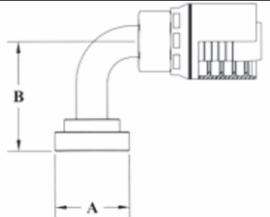
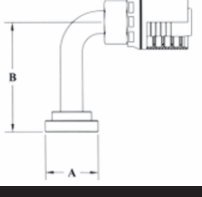
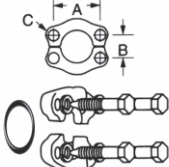
J
THREAD ID
TECHNICAL

WWW.
COUPLAMATIC
.COM

GRIP CRIMP 6GC SERIES 4SH, R13, R15 NO-SKIVE COUPLINGS

Bite to the Wire Hose Ends for 100R13 Spiral Hose (RC13 & DHEXR13) 3/4" thru 2", 100R15 Spiral Hose (RC15) 3/4" thru 1-1/2", & 4SH Spiral Hose 5/8", 3/4", and 1". **NO SKIVE REQUIRED.** The 6GC Series Six Spiral Coupling is compatible with some fixed and virtually all adjustable spiral crimp machines on the market. Check crimp O.D. carefully.

Trivalent Zinc Plating

HOSE	6GC SERIES		Code 62 Split Flange - Straight			Part No.	
	Hose I.D.	Flange Size	A-Dia Inches				
A VARIABLE CRIMP COUPLINGS		3/4"	3/4"	1.62	6GC60-12x12		
		3/4"	1"	1.88	6GC60-12x16		
		1"	1"	1.88	6GC60-16x16		
		1"	1-1/4"	2.12	6GC60-16x20		
		1-1/4"	1-1/4"	2.12	6GC60-20x20		
		1-1/2"	1-1/2"	2.50	6GC60-24x24		
		2"	2"	3.12	6GC60-32x32		
GRIP CRIMP COUPLINGS	6GC SERIES		Code 62 Split Flange - 45° Bend			Part No.	
	Hose I.D.	Flange Size	A-Dia Inches	B-Drop Inches			
D 3 SERIES THERMOPLASTIC		3/4"	3/4"	1.62	1.25	6GC61-12x12	
		3/4"	1"	1.88	1.38	6GC61-12x16	
		1"	1"	1.88	1.38	6GC61-16x16	
		1"	1-1/4"	2.12	1.38	6GC61-16x20	
		1-1/4"	1-1/4"	2.12	1.50	6GC61-20x20	
		1-1/2"	1-1/2"	2.50	1.70	6GC61-24x24	
		2"	2"	3.12	2.25	6GC61-32x32	
QUICK COUPLERS	6GC SERIES		Code 62 Split Flange - 90° Bend			Part No.	
	Hose I.D.	Flange Size	A-Dia Inches	B-Drop Inches			
F REUSABLE PUSHON ACCESS.		3/4"	3/4"	1.62	2.50	6GC62-12x12	
		3/4"	1"	1.88	2.50	6GC62-12x16	
		1"	1"	1.88	2.75	6GC62-16x16	
		1"	1-1/4"	2.12	2.88	6GC62-16x20	
		1-1/4"	1-1/4"	2.12	3.25	6GC62-20x20	
		1-1/2"	1-1/2"	2.50	3.75	6GC62-24x24	
		2"	2"	3.12	5.38	6GC62-32x32	
ADAPTERS	6GC SERIES		Code 62 Split Flange - 90° Bend Long Drop			Part No.	
	Hose I.D.	Flange Size	A-Dia Inches	B-Drop Inches			
H FABRICATION EQUIPMENT		3/4"	3/4"	1.62	5.25	6GC63-12x12	
		3/4"	1"	1.88	6.00	6GC63-12x16	
		1"	1"	1.88	6.00	6GC63-16x16	
		1"	1-1/4"	2.12	7.50	6GC63-16x20	
		1-1/4"	1-1/4"	2.12	7.50	6GC63-20x20	
THREAD ID TECHNICAL	6GC SERIES		Code 62 Split Flange Kits			Complete Kit Part No.	O-Ring Part No.
	Flange Size	A Inches	B Inches	C Inches			
WWW.COUPLAMATIC.COM		3/4"	2.00	.94	13/32	SFK62-12	12252
		1"	2.25	1.09	15/32	SFK62-16	16252
		1-1/4"	2.63	1.25	17/32	SFK62-20	20252
		1-1/2"	3.12	1.44	21/32	SFK62-24	24252
		2"	3.81	1.75	25/32	SFK62-32	32252

GRIP CRIMP 6GC SERIES 4SH, R13, R15 NO-SKIVE COUPLINGS

Bite to the Wire Hose Ends for 100R13 Spiral Hose (RC13 & DHEXR13) 3/4" thru 2", 100R15 Spiral Hose (RC15) 3/4" thru 1-1/2", & 4SH Spiral Hose 5/8", 3/4", and 1". **NO SKIVE REQUIRED.** The 6GC Series Six Spiral Coupling is compatible with some fixed and virtually all adjustable spiral crimp machines on the market. Check crimp O.D. carefully.

Trivalent Zinc Plating

6GC SERIES

Extra Heavy Duty Flange - Straight
For use on Caterpillar® Equipment

Hose I.D.	Flange Size	A-Dia Inches	Part No.
3/4"	3/4"	1.62	6GC80-12x12
3/4"	1"	1.88	6GC80-12x16
1"	1"	1.88	6GC80-16x16
1"	1-1/4"	2.12	6GC80-16x20
1-1/4"	1-1/4"	2.12	6GC80-20x20
1-1/2"	1-1/2"	2.50	6GC80-24x24
2"	2"	3.12	6GC80-32x32

HOSE
A
VARI-CRIMP
COUPLINGS
B

6GC SERIES

Extra Heavy Duty Flange - 45° Bend
For use on Caterpillar® Equipment

Hose I.D.	Flange Size	A-Dia Inches	B-Drop Inches	Part No.
3/4"	3/4"	1.62	1.25	6GC81-12x12
3/4"	1"	1.88	1.40	6GC81-16x16
1"	1-1/4"	2.12	1.50	6GC81-20x20
1-1/2"	1-1/2"	2.50	1.75	6GC81-24x24

GRIP CRIMP
COUPLINGS
C
3 SERIES
THERMOPLASTIC
D

6GC SERIES

Extra Heavy Duty Flange - 90° Bend
For use on Caterpillar® Equipment

Hose I.D.	Flange Size	A-Dia Inches	B-Drop Inches	Part No.
3/4"	3/4"	1.62	2.50	6GC82-12x12
3/4"	1"	1.88	3.00	6GC82-12x16
1"	1"	1.88	3.00	6GC82-16x16
1"	1-1/4"	2.12	3.38	6GC82-16x20
1-1/4"	1-1/4"	2.12	3.38	6GC82-20x20
1-1/2"	1-1/2"	2.50	4.00	6GC82-24x24
2"	2"	3.12	5.50	6GC82-32x32

QUICK
COUPLERS
E
REUSABLES,
PUSH-ON, ACCESS.
F

6GC SERIES

Extra Heavy Duty Flange - 90° Bend Long Drop
For use on Caterpillar® Equipment

Hose I.D.	Flange Size	A-Dia Inches	B-Drop Inches	Part No.
3/4"	3/4"	1.62	5.25	6GC83-12x12
3/4"	1"	1.88	6.00	6GC83-12x16
1"	1"	1.88	6.00	6GC83-16x16
1"	1-1/4"	2.12	7.50	6GC83-16x20
1-1/4"	1-1/4"	2.12	7.50	6GC83-20x20

ADAPTERS
G
FABRICATION
EQUIPMENT
H

6GC SERIES

Extra Heavy Duty Split Flange Kits

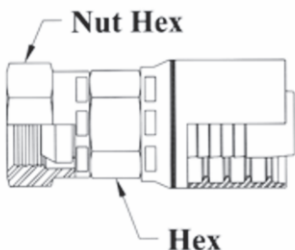
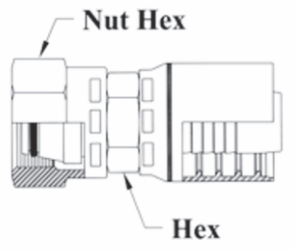
Flange Size	A Inches	B Inches	C Inches	Complete Kit Part No.	D-Ring Part No.
3/4"	2.00	.94	13/32	SFKHD-12	D12
1"	2.25	1.09	15/32	SFKHD-16	D16
1-1/4"	2.63	1.25	17/32	SFKHD-20	D20
1-1/2"	3.12	1.44	21/32	SFKHD-24	D24
2"	3.81	1.75	25/32	SFKHD-32	D32

THREAD ID
TECHNICAL
J
WWW.
COUPLAMATIC
.COM

GRIP CRIMP 6GC SERIES 4SH, R13, R15 NO-SKIVE COUPLINGS

Bite to the Wire Hose Ends for 100R13 Spiral Hose (RC13 & DHEXR13) 3/4" thru 2", 100R15 Spiral Hose (RC15) 3/4" thru 1-1/2", & 4SH Spiral Hose 5/8", 3/4", and 1". **NO SKIVE REQUIRED.** The 6GC Series Six Spiral Coupling is compatible with some fixed and virtually all adjustable spiral crimp machines on the market. Check crimp O.D. carefully.

Trivalent Zinc Plating

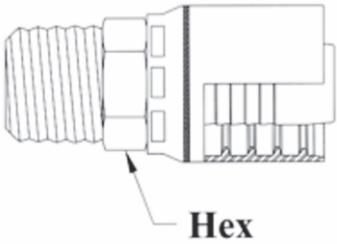
A HOSE	6GC SERIES		BSPP - British Standard Parallel 60° Cone - Female Swivel			Part No.	
	Hose I.D.	BSPP Size	Thread Size	Hex Size	Nut Hex		
B VARICRIMP COUPLINGS		5/8"	5/8"	G-5/8-14	15/16"	1-3/16"	6GC10-10x10
		3/4"	3/4"	G-3/4-14	1-1/8"	1-1/4"	6GC10-12x12
		1"	1"	G-1-11	1-3/8"	1-1/2"	6GC10-16x16
C GRIP CRIMP COUPLINGS	G. as part of thread size is ISO designation for parallel thread						
D 3 SEES THERMOPLASTIC	6GC SERIES		DIN Heavy 24° Seat - Female Swivel			Part No.	
	Hose I.D.	Tube Size	Thread Size	Hex Size	Nut Hex		
E QUICK COUPLERS		5/8"	20mm	M30x2.0	1-1/8"	1-1/2"	6GC38-10x20
		3/4"	25mm	M36x2.0	1-3/8"	1-7/8"	6GC38-12x25
		1"	30mm	M42x2.0	1-11/16"	2"	6GC38-16x30
F REUSABLES PUSHON ACCESS.	Includes O-Ring						
<p>Visit www.couplamatic.com or call your sales representative to get the most current crimp charts.</p>							
G ADAPTERS							
H FABRICATION EQUIPMENT							
J THREAD ID TECHNICAL							
WWW. COUPLAMATIC .COM							

GRIP CRIMP 4SH SERIES 4SH NO-SKIVE COUPLINGS

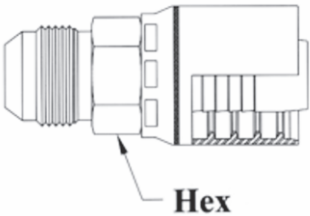
Bite to the Wire Hose Ends for 4SH Extreme Pressure Spiral Hoses (1-1/4" thru 2" 4SH). **NO SKIVE REQUIRED.** The 4SH Series Spiral Coupling is compatible with some fixed and virtually all adjustable spiral crimp machines on the market. Check crimp O.D. carefully.

Trivalent Zinc Plating

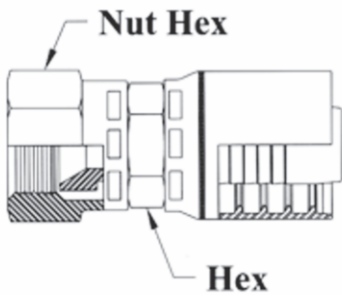
4SH SERIES NPTF - MALE SOLID

		Hose I.D.	Pipe Size	Thread Size	Hex Size	Part No.
 <p>Hex</p>		1-1/4"	1-1/4"	1 1/4-11 1/2	1-11/16"	4SH01-20x20
		1-1/2"	1-1/2"	1 1/2-11 1/2	2"	4SH01-24x24
		2"	2"	2-11 1/2	2-1/2"	4SH01-32x32

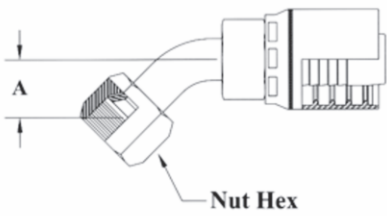
4SH SERIES JIC 37° - Male Solid

		Hose I.D.	Tube Size	Thread Size	Hex Size	Part No.
 <p>Hex</p>		1-1/4"	1-1/4"	1-5/8x12	1-11/16"	4SH08-20x20

4SH SERIES JIC 37° - Female Swivel

		Hose I.D.	Tube Size	Thread Size	Hex Size	Nut Hex	Part No.
 <p>Nut Hex</p> <p>Hex</p>		1-1/4"	1-1/4"	1-5/8x12	1-11/16"	2"	4SH09-20x20
		1-1/4"	1-1/2"	1-7/8x12	1-7/8"	2-1/4"	4SH09-20x24
		1-1/2"	1-1/2"	1-7/8x12	2"	2-1/4"	4SH09-24x24
		2"	2"	2-1/2x12	2-1/2"	2-7/8"	4SH09-32x32

4SH SERIES JIC 37° - 45° Female Swivel

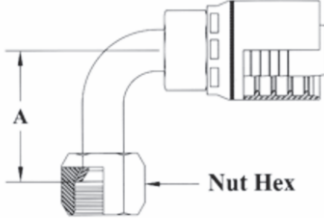
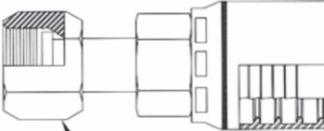
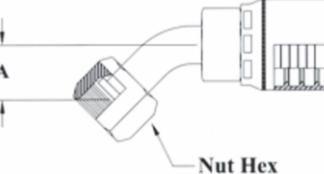
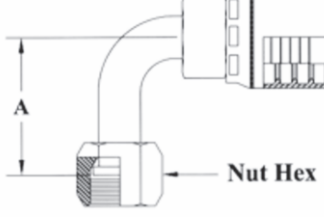
		Hose I.D.	Tube Size	Thread Size	A-Drop Inches	Nut Hex	Part No.
 <p>Nut Hex</p> <p>A</p>		1-1/4"	1-1/4"	1-5/8x12	1.69	2"	4SH25-20x20

A HOSE
B VARI-CRIMP COUPLINGS
C GRIP CRIMP COUPLINGS
D 3 SERIES THERMOPLASTIC
E QUICK COUPLERS
F REUSABLES, PUSHON, ACCESS.
G ADAPTERS
H FABRICATION EQUIPMENT
J THREAD ID TECHNICAL
WWW.COUPPLAMATIC.COM

GRIP CRIMP 4SH SERIES 4SH NO-SKIVE COUPLINGS

Bite to the Wire Hose Ends for 4SH Extreme Pressure Spiral Hoses (1-1/4" thru 2" 4SH). **NO SKIVE REQUIRED.** The 4SH Series Spiral Coupling is compatible with some fixed and virtually all adjustable spiral crimp machines on the market. Check crimp O.D. carefully.

Trivalent Zinc Plating

		4SH SERIES JIC 37° - 90° Female Swivel					
A HOSE		Hose I.D.	Tube Size	Thread Size	A-Drop Inches	Nut Hex	Part No.
B VARICRIMP COUPLINGS		1-1/4"	1-1/4"	1-5/8x12	3.40	2"	4SH26-20x20
C GRIP CRIMP COUPLINGS		4SH SERIES O-Ring Face Seal (ORF) - Female Swivel					
D 3 SERIES THERMOPLASTIC		Hose I.D.	Tube Size	Thread Size		Nut Hex	Part No.
E QUICK COUPLERS		1-1/4"	1-1/4"	1-11/16x12		1-7/8"	4SH30-20x20
F REUSABLES PUSHON ACCESS		Hose I.D.	Tube Size	Thread Size	A-Drop Inches	Nut Hex	Part No.
G ADAPTERS		1-1/4"	1-1/4"	1-11/16x12	1.25	1-7/8"	4SH31-20x20
H FABRICATION EQUIPMENT		4SH SERIES O-Ring Face Seal (ORF) - 90° Female Swivel					
J THREAD ID TECHNICAL		Hose I.D.	Tube Size	Thread Size	A-Drop Inches	Nut Hex	Part No.
WWW.COUPLAMATIC.COM		1-1/4"	1-1/4"	1-11/16x12	2.80	1-7/8"	4SH32 20x20


GRIP CRIMP 4SH SERIES 4SH NO-SKIVE COUPLINGS

Bite to the Wire Hose Ends for 4SH Extreme Pressure Spiral Hoses (1-1/4" thru 2" 4SH). **NO SKIVE REQUIRED.** The 4SH Series Spiral Coupling is compatible with some fixed and virtually all adjustable spiral crimp machines on the market. Check crimp O.D. carefully.

Trivalent Zinc Plating

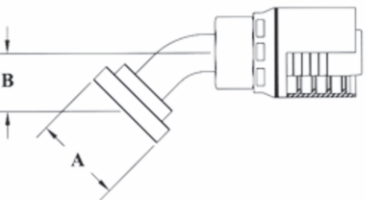
4SH SERIES

Code 61 Split Flange - Straight

		Hose I.D.	Flange Size	A-Dia Inches	Part No.	
		1-1/4"	1-1/4"	2.00	4SH47-20x20	
		1-1/4"	1-1/2"	2.38	4SH47-20x24	
		1-1/2"	1-1/2"	2.38	4SH47-24x24	
		2"	2"	2.81	4SH47-32x32	

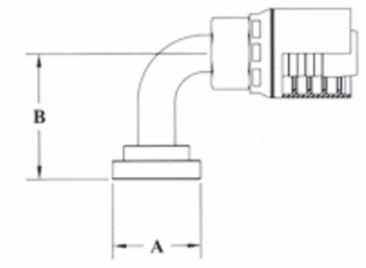
4SH SERIES

Code 61 Split Flange - 45° Bend

		Hose I.D.	Flange Size	A-Dia Inches	B-Drop Inches	Part No.
		1-1/4"	1-1/4"	2.00	1.50	4SH50-20x20
		1-1/4"	1-1/2"	2.38	1.50	4SH50-20x24
		1-1/2"	1-1/2"	2.38	1.75	4SH50-24x24
		2"	2"	2.81	2.25	4SH50-32x32

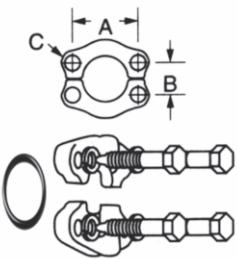
4SH SERIES

Code 61 Split Flange - 90° Bend

		Hose I.D.	Flange Size	A-Dia Inches	B-Drop Inches	Part No.
		1-1/4"	1-1/4"	2.00	2.88	4SH53-20x20
		1-1/4"	1-1/2"	2.38	3.25	4SH53-20x24
		1-1/2"	1-1/2"	2.38	4.00	4SH53-24x24
		2"	2"	2.81	5.40	4SH53-32x32

4SH SERIES

Code 61 Split Flange Kits

		Flange Size	A Inches	B Inches	C Inches	Complete Kit Part No.	O-Ring Part No.
		1-1/4"	2.31	1.19	15/32	SFK-20	20252
		1-1/2"	2.75	1.41	17/32	SFK-24	24252
		2"	3.06	1.69	17/32	SFK-32	32252

A
HOSE

B
VAR-CRIMP
COUPLINGS

C
GRIP CRIMP
COUPLINGS

D
3 SERIES
THERMOPLASTIC

E
QUICK
COUPLERS

F
REUSABLES,
PUSHON, ACCESS.

G
ADAPTERS

H
FABRICATION
EQUIPMENT

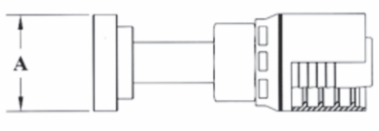
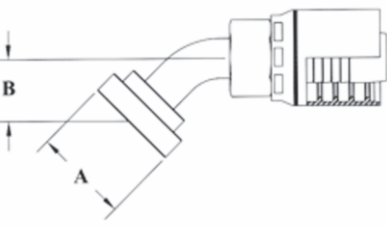
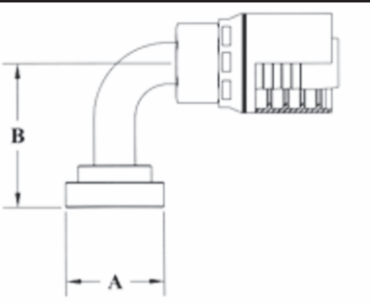
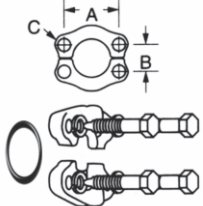
J
THREAD ID
TECHNICAL

WWW.
COUPLAMATIC
.COM

GRIP CRIMP 4SH SERIES 4SH NO-SKIVE COUPLINGS

Bite to the Wire Hose Ends for 4SH Extreme Pressure Spiral Hoses (1-1/4" thru 2" 4SH). **NO SKIVE REQUIRED.** The 4SH Series Spiral Coupling is compatible with some fixed and virtually all adjustable spiral crimp machines on the market. Check crimp O.D. carefully.

Trivalent Zinc Plating

		4SH SERIES Code 62 Split Flange - Straight			Part No.			
		Hose I.D.	Flange Size	A-Dia Inches				
A HOSE	B VAR-CRIMP COUPLINGS	1-1/4"	1-1/4"	2.12	4SH60-20x20			
		1-1/2"	1-1/2"	2.50	4SH60-24x24			
		2"	2"	3.12	4SH60-32x32			
								
		4SH SERIES Code 62 Split Flange - 45° Bend			Part No.			
		Hose I.D.	Flange Size	A-Dia Inches			B-Drop Inches	
D 3 SERIES THERMOPLASTIC	E QUICK COUPLERS	1-1/4"	1-1/4"	2.12	1.50	4SH61-20x20		
		1-1/2"	1-1/2"	2.50	1.70	4SH61-24x24		
		2"	2"	3.12	2.25	4SH61-32x32		
								
		4SH SERIES Code 62 Split Flange - 90° Bend			Part No.			
		Hose I.D.	Flange Size	A-Dia Inches			B-Drop Inches	
F REUSABLES PUSHON ACCESS.	G ADAPTERS	1-1/4"	1-1/4"	2.12	3.25	4SH62-20x20		
		1-1/2"	1-1/2"	2.50	3.75	4SH62-24x24		
		2"	2"	3.12	5.38	4SH62-32x32		
								
		4SH SERIES Code 62 Split Flange Kits			Complete Kit Part No.		O-Ring Part No.	
		Flange Size	A Inches	B Inches				
J THREAD ID TECHNICAL	WWW.COULAMATIC.COM	1-1/4"	2.63	1.25	17/32	SFK62-20	20252	
		1-1/2"	3.12	1.44	21/32	SFK62-24	24252	
		2"	3.81	1.75	25/32	SFK62-32	32252	
								

GRIP CRIMP 4SH SERIES 4SH NO-SKIVE COUPLINGS

Bite to the Wire Hose Ends for 4SH Extreme Pressure Spiral Hoses (1-1/4" thru 2" 4SH). **NO SKIVE REQUIRED.** The 4SH Series Spiral Coupling is compatible with some fixed and virtually all adjustable spiral crimp machines on the market. Check crimp O.D. carefully.

Trivalent Zinc Plating

4SH SERIES

Extra Heavy Duty Flange - Straight
For use on Caterpillar® Equipment

Hose I.D.	Flange Size	A-Dia Inches	Part No.
1-1/4"	1-1/4"	2.12	4SH80-20x20
1-1/2"	1-1/2"	2.50	4SH80-24x24
2"	2"	3.12	4SH80-32x32

A HOSE
B VARI-CRIMP COUPLINGS

4SH SERIES

Extra Heavy Duty Flange - 45° Bend
For use on Caterpillar® Equipment

Hose I.D.	Flange Size	A-Dia Inches	B-Drop Inches	Part No.
1-1/4"	1-1/4"	2.12	1.50	4SH81-20x20
1-1/2"	1-1/2"	2.50	1.75	4SH81-24x24

C GRIP CRIMP COUPLINGS
D 3 SERIES THERMOPLASTIC

4SH SERIES

Extra Heavy Duty Flange - 90° Bend
For use on Caterpillar® Equipment

Hose I.D.	Flange Size	A-Dia Inches	B-Drop Inches	Part No.
1-1/4"	1-1/4"	2.12	3.38	4SH82-20x20
1-1/2"	1-1/2"	2.50	4.00	4SH82-24x24
2"	2"	3.12	5.50	4SH82-32x32

E QUICK COUPLERS
F REUSABLES, PUSHION, ACCESS.

4SH SERIES

Extra Heavy Duty Split Flange Kits

Flange Size	A Inches	B Inches	C Inches	Complete Kit Part No.	D-Ring Part No.
1-1/4"	2.63	1.25	17/32	SFKHD-20	D20
1-1/2"	3.12	1.44	21/32	SFKHD-24	D24
2"	3.81	1.75	25/32	SFKHD-32	D32

G ADAPTERS
H FABRICATION EQUIPMENT
J THREAD ID TECHNICAL

Visit www.couplamatic.com or call your sales representative to get the most current crimp charts.

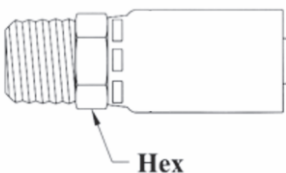



WWW.COUPLAMATIC.COM

3 SERIES THERMOPLASTIC COUPLINGS

Hydraulic hose ends for use with thermoplastic hydraulic hose. 100R7 (H7, H7NC, H7TL, H7TLNC, 100R8 (HS8, HS8NC) and 100R18 (R18). Coupling may be used in Couplamatic Systems Inc., Synflex, and Parker Hannifin Swage machines. Thermoplastic Couplings may be swaged or crimped.

Not for use on reduced OD 100R7

Trivalent Zinc Plating

HOSE A	3 SERIES		NPTF - Male Solid				Die 4540-	Pusher 4599-							
	Hose I.D.	Pipe Size	Thread Size	Hex Size	Part No.										
VARIABLE CRIMP COUPLINGS B	1/8"	1/8"	1/8-27	1/2"	3-02102	302	MP023								
	1/8"	1/4"	1/4-18	5/8"	3-02104	302	MP026								
	3/16"	1/8"	1/8-27	9/16"	3-03102	303	MP001								
	3/16"	1/4"	1/4-18	11/16"	3-03104	303	MP004								
	1/4"	1/8"	1/8-27	5/8"	3-04102	304	MP002								
	1/4"	1/4"	1/4-18	11/16"	3-04104	304	MP004								
	1/4"	3/8"	3/8-18	3/4"	3-04106	304	MP005								
	5/16"	1/4"	1/4-18	11/16"	3-05104	305	MP004								
	5/16"	3/8"	3/8-18	3/4"	3-05106	305	MP005								
	3/8"	1/4"	1/4-18	3/4"	3-06104	306	MP005								
	3/8"	3/8"	3/8-18	3/4"	3-06106	306	MP005								
	3/8"	1/2"	1/2-14	15/16"	3-06108	306	MP009								
	1/2"	3/8"	3/8-18	7/8"	3-08106	308	MP008								
	1/2"	1/2"	1/2-14	15/16"	3-08108	308	MP009								
3/4"	3/4"	3/4-14	1-1/8"	3-12112	312	MP011									
1"	1"	1-11 1/2	1-3/8"	3-16116	316	MP013									
GRIP CRIMP COUPLINGS C															
								<p style="text-align: center;">Sewer Hose Couplings</p>							
3 SERIES THERMOPLASTIC D	3/4"	3/4"	3/4-14	1-1/8"	3H-12112		MP011								
	1"	1"	1-11 1/2	1-3/8"	3H-16116		MP013								
QUICK COUPLERS E	3 SERIES		NPTF - Male Swivel				Die 4540-	Pusher 4599-							
	Hose I.D.	Pipe Size	Thread Size	Nut Hex	Part No.										
REUSABLE PUSHON ACCESS F															
								3/16"	1/4"	1/4-18	11/16"	3-03144	303	MP003	
								1/4"	1/4"	1/4-18	11/16"	3-04144	304	MP003	
								3/8"	3/8"	3/8-18	3/4"	3-06146	306	MP006	
1/2"	1/2"	1/2-14	15/16"	3-08148	308	MP010									
Swivel for installation purposes only. Leakage may occur at low pressure.															
ADAPTERS G	3 SERIES		NPSM - Female Swivel				Die 4540-	Pusher 4599-							
	Hose I.D.	Pipe Size	Thread Size	Hex Size	Nut Hex	Part No.									
FABRICATION EQUIPMENT H															
								3/16"	1/4"	1/4-18	5/8"	3/4"	3-03244	303	FP002
								1/4"	1/4"	1/4-18	5/8"	3/4"	3-04244	304	FP002
								3/8"	3/8"	3/8-18	3/4"	7/8"	3-06246	306	FP004
1/2"	1/2"	1/2-14	1"	1"	3-08248	308	FP018								
THREAD ID TECHNICAL J															
WWW. COUPLAMATIC .COM															

3 SERIES THERMOPLASTIC COUPLINGS

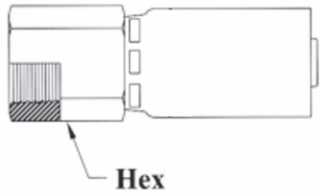
Hydraulic hose ends for use with thermoplastic hydraulic hose. 100R7 (H7, H7NC, H7TL, H7TLNC, 100R8 (HS8, HS8NC) and 100R18 (R18). Coupling may be used in Couplamatic Systems Inc., Synflex, and Parker Hannifin Swage machines. Thermoplastic Couplings may be swaged or crimped.

Not for use on reduced OD 100R7

Trivalent Zinc Plating

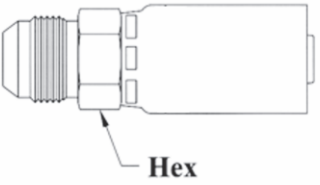
3 SERIES

NPTF - Female Solid

	Hose I.D.	Pipe Size	Thread Size	Hex Size	Part No.	Die 4540-	Pusher 4599-
	1/4"	1/4"	1/4-18	3/4"	3-04204	304	FP002

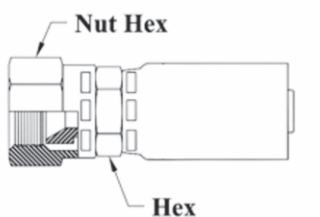
3 SERIES

JIC 37° - Male Solid

	Hose I.D.	Thread Size	Tube OD	Hex Size	Part No.	Die 4540-	Pusher 4599-
	3/16"	7/16-20	1/4"	9/16"	3-03504	303	MP001
	1/4"	7/16-20	1/4"	5/8"	3-04504	304	MP002
	1/4"	1/2-20	5/16"	5/8"	3-04505	304	MP002
	1/4"	9/16-18	3/8"	3/4"	3-04506	304	MP005
	5/16"	9/16-18	3/8"	11/16"	3-05506	305	MP004
	3/8"	9/16-18	3/8"	3/4"	3-06506	306	MP005
	3/8"	3/4-16	1/2"	13/16"	3-06508	306	MP007
	1/2"	3/4-16	1/2"	7/8"	3-08508	308	MP008
	1/2"	7/8-14	5/8"	15/16"	3-08510	308	MP009
	3/4"	1-1/16x12	3/4"	1-1/8"	3-12512	312	MP011

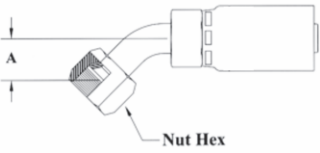
3 SERIES

JIC 37° - Female Swivel

	Hose I.D.	Thread Size	Tube OD	Hex Size	Nut Hex	Part No.	Die 4540-	Pusher 4599-
	1/8"	7/16-20	1/4"	1/2"	5/8"	3-02544	302	FP010
	3/16"	7/16-20	1/4"	9/16"	5/8"	3-03544	303	FP011
	1/4"	7/16-20	1/4"	5/8"	5/8"	3-04544	304	FP012
	1/4"	1/2-20	5/16"	5/8"	3/4"	3-04545	304	FP013
	1/4"	9/16-18	3/8"	5/8"	3/4"	3-04546	304	FP013
	5/16"	1/2-20	5/16"	5/8"	3/4"	3-05545	305	FP013
	5/16"	9/16-18	3/8"	5/8"	3/4"	3-05546	305	FP013
	3/8"	9/16-18	3/8"	3/4"	3/4"	3-06546	306	FP015
	3/8"	3/4-16	1/2"	3/4"	15/16"	3-06548	306	FP005
	1/2"	3/4-16	1/2"	7/8"	15/16"	3-08548	308	FP016
	1/2"	7/8-14	5/8"	7/8"	1-1/16"	3-08550	308	FP006
	3/4"	1-1/16-12	3/4"	1-1/8"	1-1/4"	3-12552	312	FP008

3 SERIES

JIC/SAE Dual Seat - 45° Female Swivel

	Hose I.D.	Thread Size	Tube OD	A-Drop Inches	Nut Hex	Part No.	Die 4540-	Pusher 4599-
	3/16"	7/16-20	1/4"	0.47	9/16"	3-03604	303	TP204
	1/4"	1/2-20	5/16"	0.53	5/8"	3-04605	304	TP205
	3/8"	9/16-18	3/8"	0.59	11/16"	3-06606*	306	TP206
	3/8"	3/4-16	1/2"	0.71	7/8"	3-06608	306	TP208
	1/2"	3/4-16	1/2"	0.71	7/8"	3-08608	308	TP308
	1/2"	7/8-14	5/8"	0.84	1"	3-08610	308	TP310

*JIC Seat and thread only

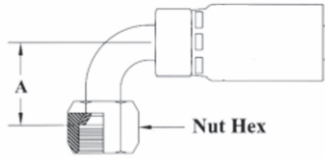
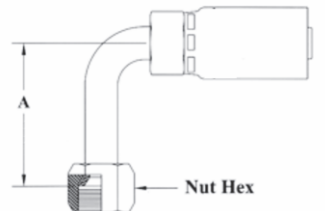
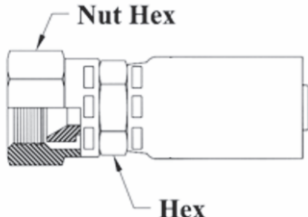

A HOSE
B VARI-CRIMP COUPLINGS
C GRIP CRIMP COUPLINGS
D 3 SERIES THERMOPLASTIC
E QUICK COUPLERS
F REUSABLES, PUSHION, ACCESS.
G ADAPTERS
H FABRICATION EQUIPMENT
J THREAD ID TECHNICAL
 WWW.COUPPLAMATIC.COM

3 SERIES THERMOPLASTIC COUPLINGS

Hydraulic hose ends for use with thermoplastic hydraulic hose. 100R7 (H7, H7NC, H7TL, H7TLNC, 100R8 (HS8, HS8NC) and 100R18 (R18). Coupling may be used in Couplamatic Systems Inc., Synflex, and Parker Hannifin Swage machines. Thermoplastic Couplings may be swaged or crimped.

Not for use on reduced OD 100R7

Trivalent Zinc Plating

A HOSE	3 SERIES JIC/SAE Dual Seat - 90° Female Swivel						Part No.	Die 4540-	Pusher 4599-	
	Hose I.D.	Thread Size	Tube OD	A-Drop Inches	Nut Hex					
B VAR CRIMP COUPLINGS		3/16"	7/16-20	1/4"	0.81	9/16"	3-03644	303	TP204	
		1/4"	7/16-20	1/4"	0.81	9/16"	3-04644	304	TP204	
		1/4"	1/2-20	5/16"	0.83	5/8"	3-04645	304	TP205	
		1/4"	9/16-18	3/8"	0.91	11/16"	3-04646*	304	TP206	
		5/16"	9/16-18	3/8"	0.91	11/16"	3-05646*	305	TP206	
		3/8"	9/16-18	3/8"	0.91	11/16"	3-06646*	306	TP206	
		3/8"	3/4-16	1/2"	1.15	7/8"	3-06648	306	TP208	
		1/2"	3/4-16	1/2"	1.15	7/8"	3-08648	308	TP308	
		1/2"	7/8-14	5/8"	1.23	1"	3-08650	308	TP310	
	C GRIP CRIMP COUPLINGS		*JIC Seat and thread only							
D 3 SERIES THERMOPLASTIC	3 SERIES JIC/SAE Dual Seat - 90° Female Swivel Long Drop						Part No.	Die 4540-	Pusher 4599-	
	Hose I.D.	Thread Size	Tube OD	A-Drop Inches	Nut Hex					
	E QUICK COUPLERS		1/4"	7/16-20	1/4"	1.80	9/16"	3-04844	304	TP204
			1/4"	1/2-20	5/16"	1.77	5/8"	3-04845	304	TP205
			3/8"	9/16-18	3/8"	2.18	11/16"	3-06846*	306	TP206
			3/8"	3/4-16	1/2"	2.50	7/8"	3-06848	306	TP208
			1/2"	7/8-14	5/8"	2.75	1"	3-08850	308	TP310
			*JIC Seat and thread only							
	F REUSABLES PUSHON ACCESS.	3 SERIES SAE 45° - Female Swivel						Part No.	Die 4540-	Pusher 4599-
		Hose I.D.	Thread Size	Tube OD	Hex Size	Nut Hex				
G ADAPTERS		3/8"	5/8-18	3/8"	3/4"	3/4"	3-06A06	306	FP014	
H FABRICATION EQUIPMENT	3 SERIES O-Ring Face Seal (ORF) - Female Swivel						Part No.	Die 4540-	Pusher 4599-	
	Hose I.D.	Thread Size	Tube OD	Nut Hex						
	J THREAD ID TECHNICAL		1/8"	9/16-18	1/4"	11/16"		3-02404	302	MP045
			1/4"	9/16-18	1/4"	11/16"		3-04404	304	MP045
			5/16"	11/16-16	3/8"	13/16"		3-05406	305	MP037
			3/8"	11/16-16	3/8"	13/16"		3-06406	306	MP037
		1/2"	13/16-16	1/2"	15/16"		3-08408	308	MP046	
	*JIC Seat and thread only									
I WWW.COUPLAMATIC.COM										

3 SERIES THERMOPLASTIC COUPLINGS

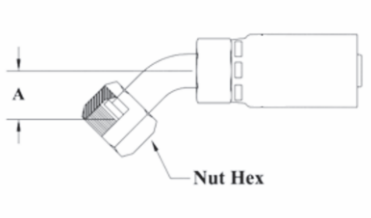
Hydraulic hose ends for use with thermoplastic hydraulic hose. 100R7 (H7, H7NC, H7TL, H7TLNC, 100R8 (HS8, HS8NC) and 100R18 (R18). Coupling may be used in Couplamatic Systems Inc., Synflex, and Parker Hannifin Swage machines. Thermoplastic Couplings may be swaged or crimped.

Not for use on reduced OD 100R7

Trivalent Zinc Plating

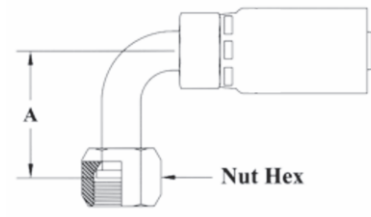
3 SERIES

O-Ring Face Seal (ORF) -
45° Female Swivel

	Hose I.D.	Thread Size	Tube OD	A-Drop Inches	Nut Hex	Part No.	Die 4540-	Pusher 4599-
	1/4"	9/16-18	1/4"	.40	11/16"	3-04444	304	TP204
	3/8"	11/16-16	3/8"	.44	13/16"	3-06446	306	TP206
	1/2"	13/16-16	1/2"	.59	15/16"	3-08448	308	TP308

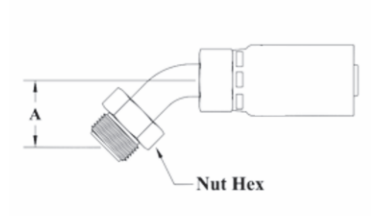
3 SERIES

O-Ring Face Seal (ORF) -
90° Female Swivel

	Hose I.D.	Thread Size	Tube OD	A-Drop Inches	Nut Hex	Part No.	Die 4540-	Pusher 4599-
	1/4"	9/16-18	1/4"	0.78	11/16"	3-04474	304	TP204
	5/16"	11/16-16	3/8"	0.90	13/16"	3-05476	305	TP206
	3/8"	11/16-16	3/8"	0.90	13/16"	3-06476	306	TP206
	1/2"	13/16-16	1/2"	1.15	15/16"	3-08478	308	TP30

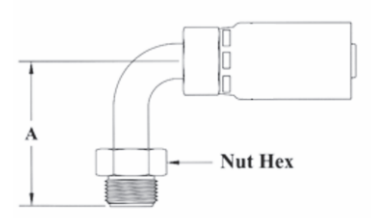
3 SERIES

Male Inverted Flare - 45°

	Hose I.D.	Thread Size	Tube OD	A-Drop Inches	Nut Hex	Part No.	Die 4540-	Pusher 4599-
	3/8"	5/8-18	3/8"	0.97	5/8"	3-06C46	306	TP206

3 SERIES

Male Inverted Flare - 90°

	Hose I.D.	Thread Size	Tube OD	A-Drop Inches	Nut Hex	Part No.	Die 4540-	Pusher 4599-
	3/8"	5/8-18	3/8"	1.66	5/8"	3-06C76	306	TP206

Visit www.couplamatic.com or call your sales representative to get the most current crimp charts.

A
HOSE

B
VAR-CRIMP
COUPLINGS

C
GRIP CRIMP
COUPLINGS

D
3 SERIES
THERMOPLASTIC

E
QUICK
COUPLERS

F
REUSABLES,
PUSHON, ACCESS.

G
ADAPTERS

H
FABRICATION
EQUIPMENT

J
THREAD ID
TECHNICAL

WWW.
COUPLAMATIC
.COM

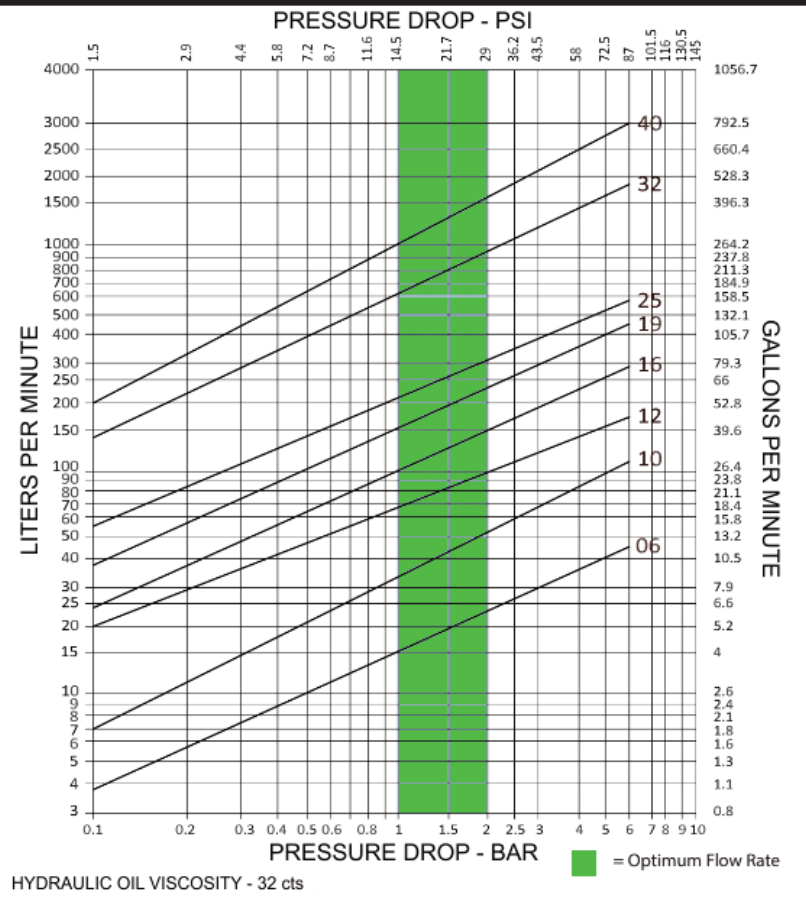
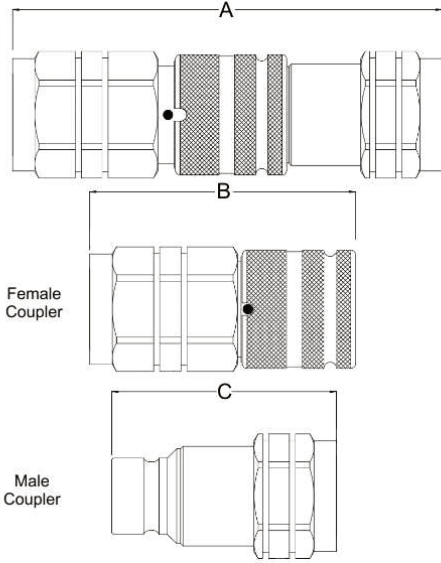
HYDRAULIC QUICK COUPLERS

FF Series ISO 16028 Flat Face Couplers

FF Series Flat Face Couplers prevent fluid loss during disconnection and allow minimal inclusion of contaminants during connection. They have nitrile seals and are zinc nickel plated for higher corrosion resistance. A safety locking sleeve prevents accidental disconnection. -40°F (-40°C) to 223°F (106°C). Applications: Industrial, Ag, Mining, leak free environments, high pressure pulse, and hammer circuits.

Zinc Nickel Plating

- A HOSE
- B VARI-CRIMP COUPLINGS
- C GRIP CRIMP COUPLINGS
- D 3 SERIES THERMOPLASTIC
- E QUICK COUPLERS
- F REUSABLES, PUSH-ON, ACCESS.
- G ADAPTERS
- H FABRICATION EQUIPMENT
- J THREAD ID TECHNICAL
- WWW.COUPPLAMATIC.COM



FF Series ISO 16028 Flat Face Couplers

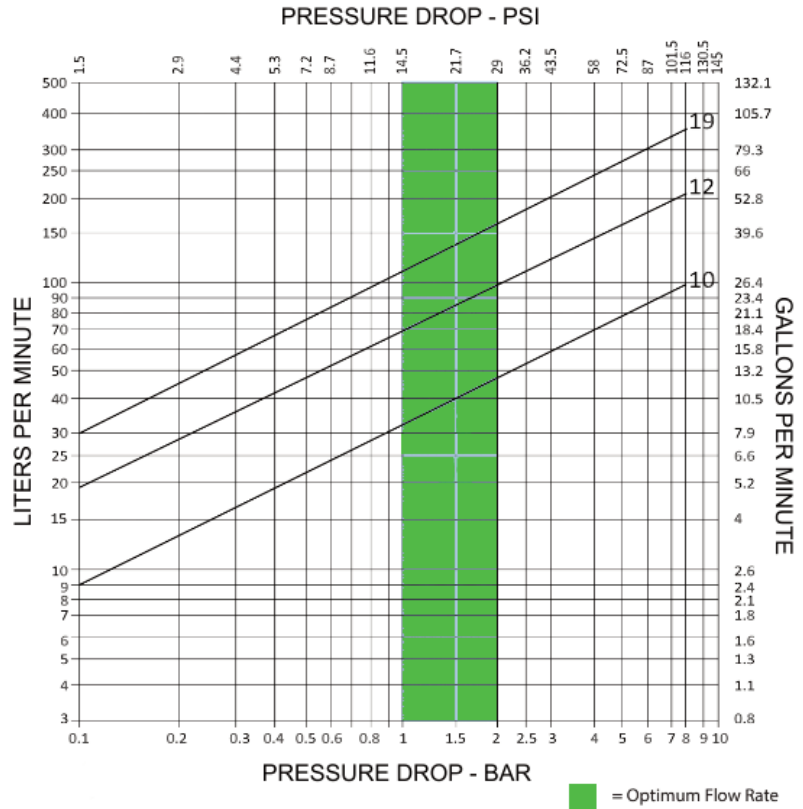
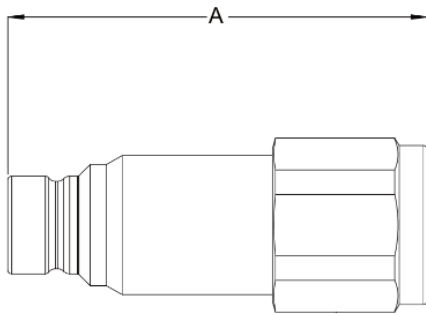
Body Size	Body Size (ISO)	Coupler Gender	Thread Size	Working Pressure	Coupled Burst	Female Burst	Male Burst	"A" Length	"B" Length	"C" Length	Part Number
3/8	10	Female	3/8-18 NPT	5075	21750	15950	15225	4.5	2.7	--	QC-FF10-F-06N
3/8	10	Male	3/8-18 NPT	5075	21750	15950	15225	4.5	--	2.4	QC-FF10-M-06N
3/8	10	Female	9/16x18 SAE	5075	21750	15950	15225	4.5	2.7	--	QC-FF10-F-06S
3/8	10	Male	9/16x18 SAE	5075	21750	15950	15225	4.5	--	2.4	QC-FF10-M-06S
1/2	12	Female	1/2-14 NPT	5075	17400	15225	14500	5.4	3.3	--	QC-FF12-F-08N
1/2	12	Male	1/2-14 NPT	5075	17400	15225	14500	5.4	--	2.8	QC-FF12-M-08N
1/2	12	Female	3/4-14 NPT	5075	17400	15225	14500	5.4	3.3	--	QC-FF12-F-12N
1/2	12	Male	3/4-14 NPT	5075	17400	15225	14500	5.4	--	2.8	QC-FF12-M-12N
1/2	12	Female	3/4x16 SAE	5075	17400	15225	14500	5.4	3.3	--	QC-FF12-F-08S
1/2	12	Male	3/4x16 SAE	5075	17400	15225	14500	5.4	--	2.8	QC-FF12-M-08S
1/2	12	Female	7/8x14 SAE	5075	17400	15225	14500	5.4	3.3	--	QC-FF12-F-10S
1/2	12	Male	7/8x14 SAE	5075	17400	15225	14500	5.4	--	2.8	QC-FF12-M-10S
1/2	12	Female	1-1/16x12 SAE	5075	17400	15225	14500	5.4	3.3	--	QC-FF12-F-12S
1/2	12	Male	1-1/16x12 SAE	5075	17400	15225	14500	5.4	--	2.8	QC-FF12-M-12S
3/4	19	Female	3/4-14 NPT	5075	21025	15225	15225	6.4	3.9	--	QC-FF19-F-12N
3/4	19	Male	3/4-14 NPT	5075	21025	15225	15225	6.4	--	3.3	QC-FF19-M-12N
3/4	19	Female	1-1/16x12 SAE	5075	21025	15225	15225	6.4	3.9	--	QC-FF19-F-12S
3/4	19	Male	1-1/16x12 SAE	5075	21025	15225	15225	6.4	--	3.3	QC-FF19-M-12S
1	25	Female	1-11 1/2 NPT	3770	11600	11600	11600	6.8	4.2	--	QC-FF25-F-16N
1	25	Male	1-11 1/2 NPT	3770	11600	11600	11600	6.8	--	3.6	QC-FF25-M-16N
1	25	Female	1-5/16x12 SAE	3770	11600	11600	11600	6.8	4.2	--	QC-FF25-F-16S
1	25	Male	1-5/16x12 SAE	3770	11600	11600	11600	6.8	--	3.6	QC-FF25-M-16S

HYDRAULIC QUICK COUPLERS

CPFF Series Connect Under Pressure Flat Face Couplers

CPFF Series Flat Face Couplers are designed to connect under pressure (male half) by hand up to 5075 PSI (350 bar). They connect to the FF Series Female couplers. They also prevent fluid loss during disconnection and allow minimal inclusion of contaminants during connection. They have nitrile seals and are zinc nickel plated for higher corrosion resistance. -40°F (-40°C) to 223°F (106°C). Applications: Industrial, Ag, Mining, leak free environments, high pressure pulse, and hammer circuits.

Zinc Nickel Plating



CPFF Series Connect Under Pressure Flat Face Couplers

Body Size	Body Size (ISO)	Coupler Gender	Thread Size	Working Pressure	Coupled Burst	Male Burst	"A" Length	Part Number
1/2	12	Male	1/2-14 NPT	5075	17400	21750	4.1	QC-CPFF12-M-08N
1/2	12	Male	3/4-14 NPT	5075	17400	21750	4.1	QC-CPFF12-M-12N
1/2	12	Male	3/4x16 SAE	5075	17400	21750	4.1	QC-CPFF12-M-08S
1/2	12	Male	7/8x14 SAE	5075	17400	21750	4.1	QC-CPFF12-M-10S
1/2	12	Male	1-1/16x12 SAE	5075	17400	21750	4.1	QC-CPFF12-M-12S

A HOSE

B VARI-CRIMP COUPLINGS

C GRIP CRIMP COUPLINGS

D 3 SERIES THERMOPLASTIC

E QUICK COUPLERS

F REUSABLES, PUSHON, ACCESS.

G ADAPTERS

H FABRICATION EQUIPMENT

J THREAD ID TECHNICAL

WWW.COUPLAMATIC.COM

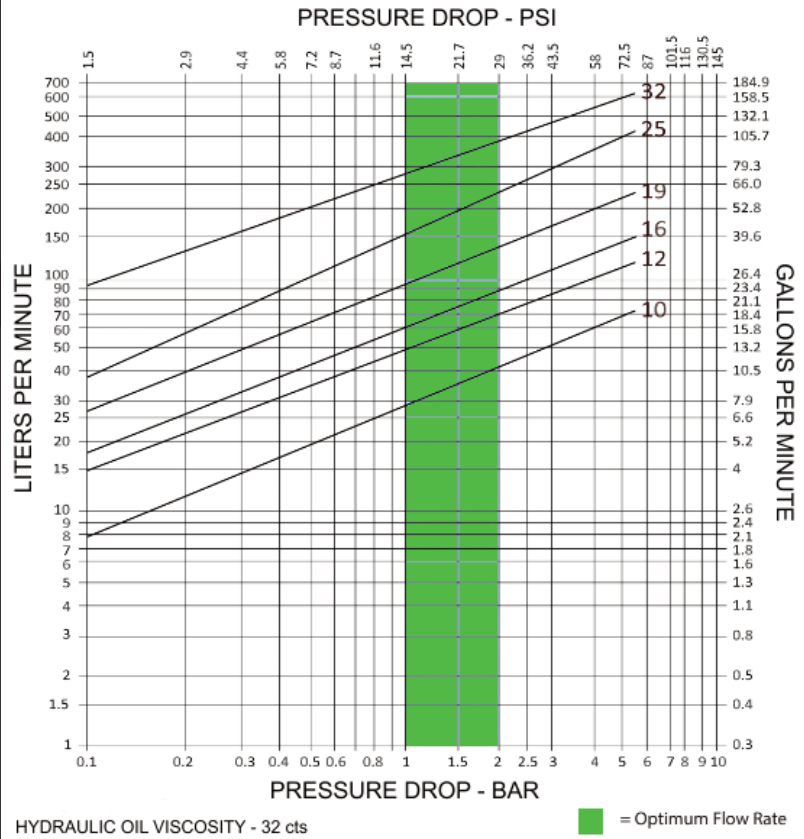
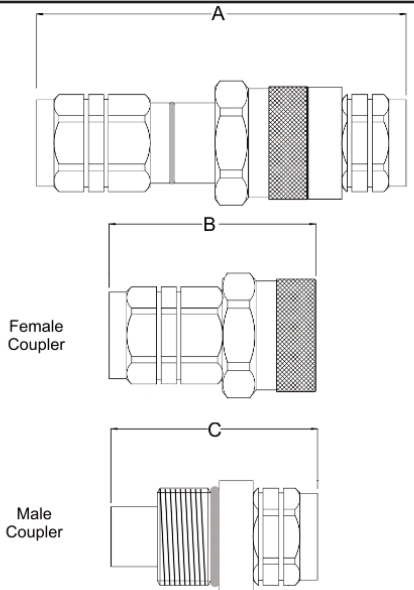

HYDRAULIC QUICK COUPLERS

SCFF Series Screw Connect Flat Face Couplers

SCFF Series Screw Connect Flat Face Couplers prevent fluid loss during disconnection and allow minimal inclusion of contaminants during connection. The screw connection strengthens the coupler and allows connection and disconnection with residual pressure in the circuit. They have nitrile seals and are zinc nickel plated for higher corrosion resistance. -40°F (-40°C) to 223°F (106°C). Applications: Industrial, Ag, Mining, leak free environments, high pressure pulse, and hammer circuits.

Zinc Nickel Plating

- A HOSE
- B VARI-CRIMP COUPLINGS
- C GRIP CRIMP COUPLINGS
- D 3 SERIES THERMOPLASTIC
- E QUICK COUPLERS
- F REUSABLES, PUSH-ON, ACCESS.
- G ADAPTERS
- H FABRICATION EQUIPMENT
- J THREAD ID TECHNICAL
- WWW.COUPPLAMATIC.COM



SCFF Series Screw Connect Flat Face Couplers

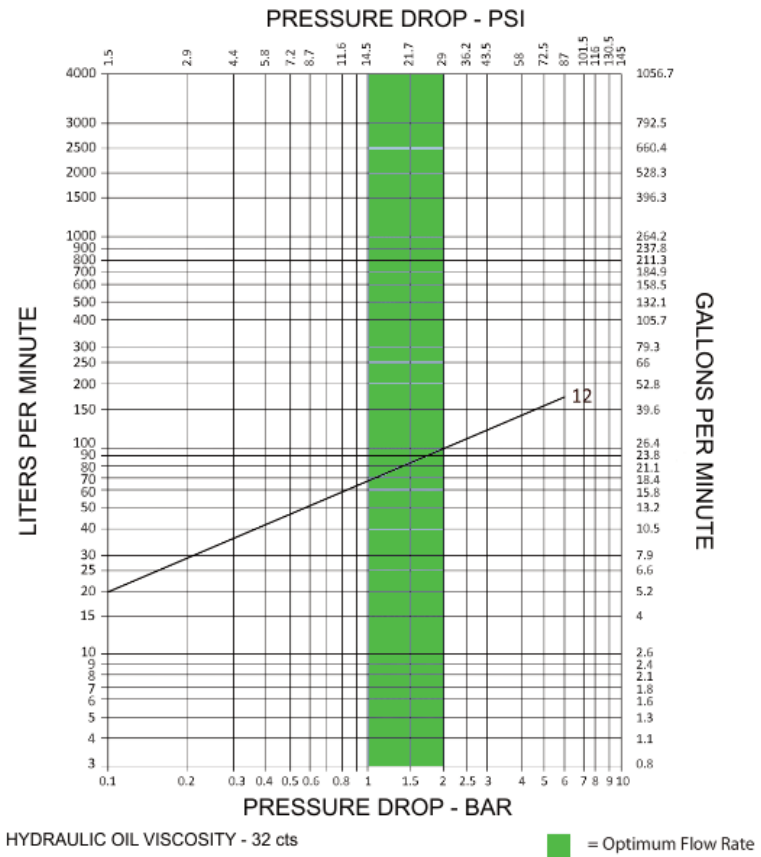
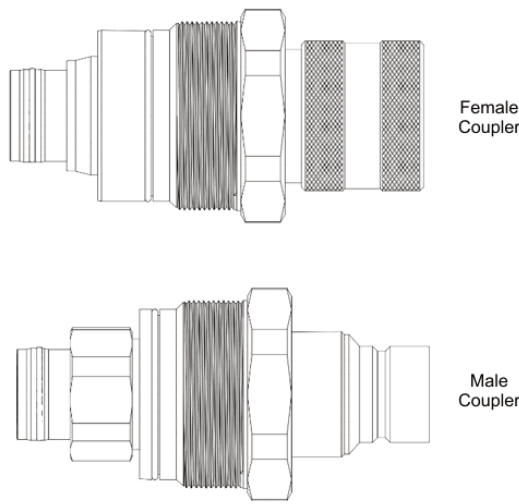
Body Size	Body Size (ISO)	Coupler Gender	Thread Size	Working Pressure	Coupled Burst	Female Burst	Male Burst	"A" Length	"B" Length	"C" Length	Part Number
1/2	12	Female	1/2-14 NPT	7975	20300	14500	20300	6.0	3.3	--	QC-SCFF12-F-08N
1/2	12	Male	1/2-14 NPT	7975	20300	14500	20300	6.0	--	3.3	QC-SCFF12-M-08N
1/2	12	Female	1-1/16x12 SAE	7975	20300	14500	20300	6.0	3.3	--	QC-SCFF12-F-12S
1/2	12	Male	1-1/16x12 SAE	7975	20300	14500	20300	6.0	--	3.3	QC-SCFF12-M-12S
3/4	19	Female	3/4-14 NPT	7250	20300	15225	20300	7.6	4.0	--	QC-SCFF19-F-12N
3/4	19	Male	3/4-14 NPT	7250	20300	15225	20300	7.6	--	4.5	QC-SCFF19-M-12N
3/4	19	Female	1-1/16x12 SAE	7250	20300	15225	20300	7.6	4.0	--	QC-SCFF19-F-12S
3/4	19	Male	1-1/16x12 SAE	7250	20300	15225	20300	7.6	--	4.5	QC-SCFF19-M-12S

HYDRAULIC QUICK COUPLERS

CRTG Series Replacement Cartridge Couplers

The CRTG Series is a replacement flat face cartridge coupler for the 4BD4FH and 4BD4FI blocks. The cartridges are designed for quick changeovers of attachments on skid steer loaders, backhoes, and other utility vehicles. The female coupler has an internal decompression design that allows depressurization when disconnected. The male is designed to connect under pressure. -40°F (-40°C) to 223°F (106°C). Nitrile seals.

Zinc Nickel Plating



CRTG Series Replacement Cartridge Couplers

Body Size	Body Size (ISO)	Coupler Gender	Block Number	Cartridge Thread	Working Pressure	Coupled Burst	Female Burst	Male Burst	Part Number
1/2	12	Female	4BD4FI	46mm	5075	18125	18125	18125	QC-CRTG12-F-M46
1/2	12	Male	4BD4FI	46mm	5075	18125	18125	18125	QC-CRTG12-M-M46
1/2	12	Female	4BD4FH	48mm	5075	18125	18125	18125	QC-CRTG12-F-M48
1/2	12	Male	4BD4FH	48mm	5075	18125	18125	18125	QC-CRTG12-M-M48

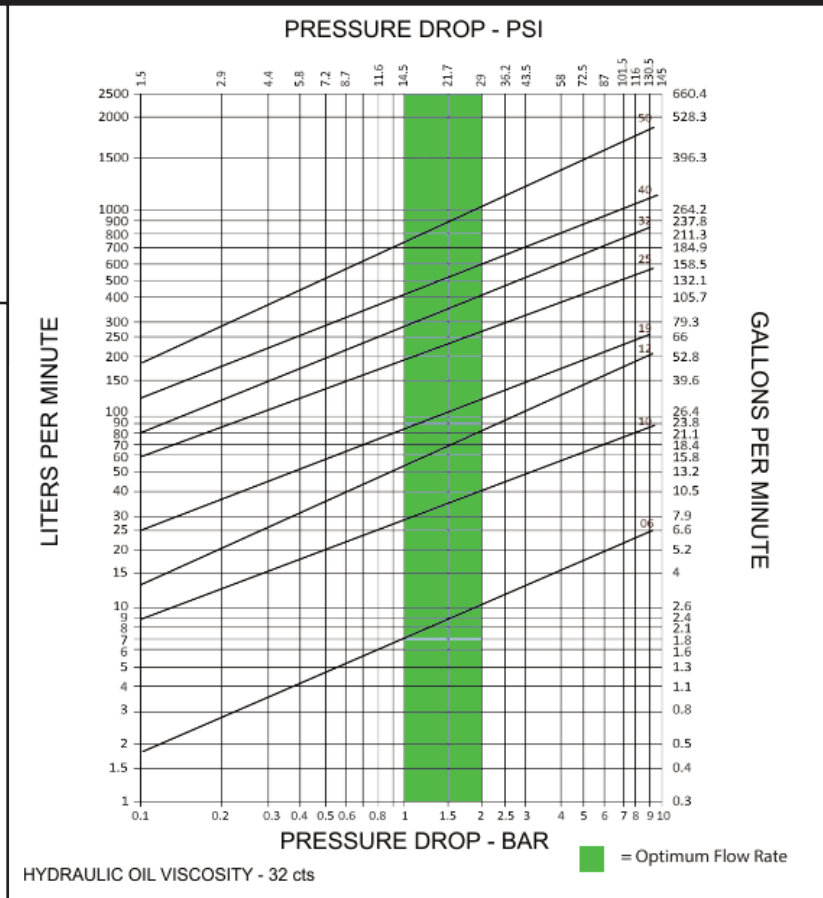
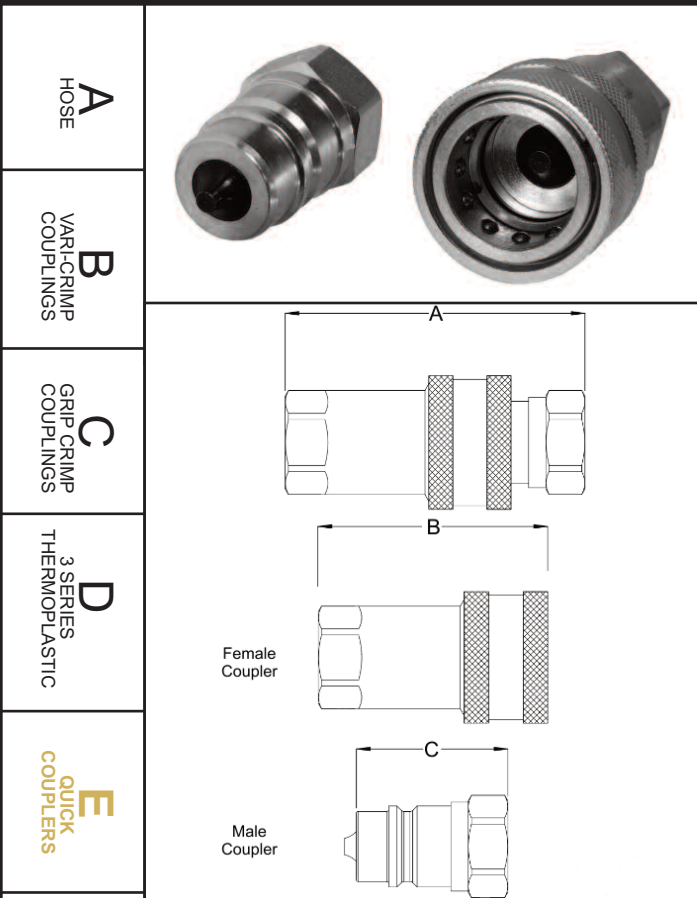
- A HOSE
- B VARI-CRIMP COUPLINGS
- C GRIP CRIMP COUPLINGS
- D 3 SERIES THERMOPLASTIC
- E QUICK COUPLERS
- F REUSABLES, PUSHON, ACCESS.
- G ADAPTERS
- H FABRICATION EQUIPMENT
- J THREAD ID TECHNICAL
- WWW.COUPLAMATIC.COM

HYDRAULIC QUICK COUPLERS

ISO A Series Hydraulic Quick Couplers

ISO A Series Couplers are made to the ISO 7241:2014 Series A Standard. They are a high quality product with nitrile seals and balanced springs in the poppets. -40°F (-40°C) to 223°F (106°C). Applications: Industrial, Ag, and Mobile.

Zinc Plating



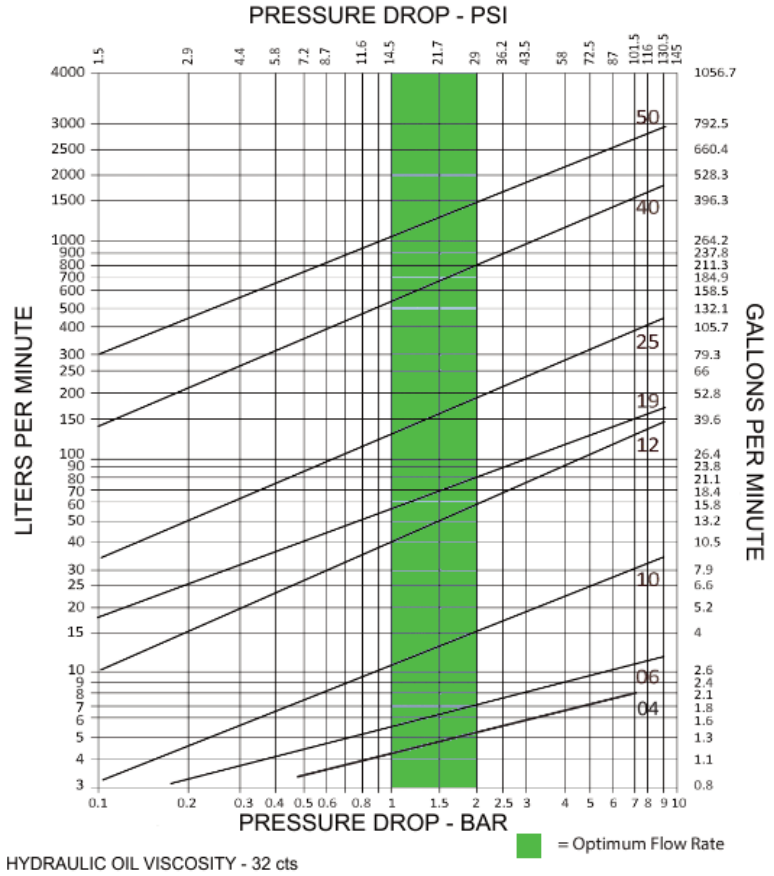
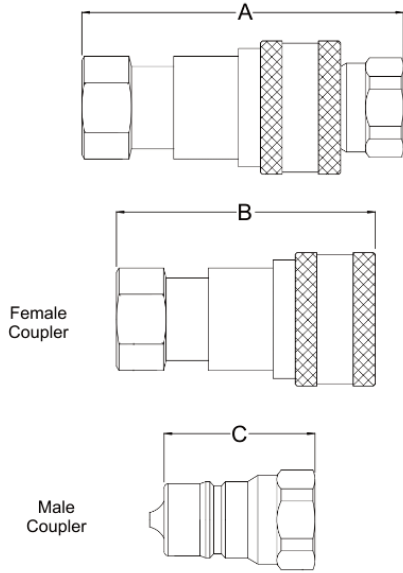

ISO A Series Couplers											
Body Size	Body Size (ISO)	Coupler Gender	Thread Size	Working Pressure	Coupled Burst	Female Burst	Male Burst	"A" Length	"B" Length	"C" Length	Part Number
1/4	06	Female	1/4-18 NPT	5800	31900	26100	27550	2.8	1.9	--	QC-ISOA06-F-04N
1/4	06	Male	1/4-18 NPT	5800	31900	26100	27550	2.8	--	1.4	QC-ISOA06-M-04N
3/8	10	Female	3/8-18 NPT	5075	26100	23200	24650	3.0	2.2	--	QC-ISOA10-F-06N
3/8	10	Male	3/8-18 NPT	5075	26100	23200	24650	3.0	--	1.4	QC-ISOA10-M-06N
3/8	10	Female	9/16x18 SAE	5075	26100	23200	24650	3.0	2.2	--	QC-ISOA10-F-06S
3/8	10	Male	9/16x18 SAE	5075	26100	23200	24650	3.0	--	1.4	QC-ISOA10-M-06S
1/2	12	Female	1/2-14 NPT	4640	18850	20300	21750	3.5	2.6	--	QC-AGPT12-F-08N
1/2	12	Male	1/2-14 NPT	4640	18850	20300	21750	3.5	--	1.7	QC-AGPT12-M-08N
1/2	12	Female	3/4x16 SAE	4640	18850	20300	21750	3.5	2.6	--	QC-AGPT12-F-08S
1/2	12	Male	3/4x16 SAE	4640	18850	20300	21750	3.5	--	1.7	QC-AGPT12-M-08S
1/2	12	Female	7/8x14 SAE	4640	18850	20300	21750	3.5	2.6	--	QC-AGPT12-F-10S
1/2	12	Male	7/8x14 SAE	4640	18850	20300	21750	3.5	--	1.7	QC-AGPT12-M-10S
3/4	19	Female	3/4-14 NPT	4350	18850	17400	18850	4.4	3.1	--	QC-ISOA19-F-12N
3/4	19	Male	3/4-14 NPT	4350	18850	17400	18850	4.4	--	2.2	QC-ISOA19-M-12N
3/4	19	Female	1-1/16x12 SAE	4350	18850	17400	18850	4.4	3.1	--	QC-ISOA19-F-12S
3/4	19	Male	1-1/16x12 SAE	4350	18850	17400	18850	4.4	--	2.2	QC-ISOA19-M-12S
1	25	Female	1-11 1/2 NPT	3625	17400	14500	15950	4.7	3.7	--	QC-ISOA25-F-16N
1	25	Male	1-11 1/2 NPT	3625	17400	14500	15950	4.7	--	2.4	QC-ISOA25-M-16N

HYDRAULIC QUICK COUPLERS

ISO B Series Hydraulic Quick Couplers

ISO B Series Couplers are made to the ISO 7241:2014 Series B Standard. They are a high quality product with nitrile seals and balanced spings in the poppets. -40°F (-40°C) to 223°F (106°C). SSIB ISO B Couplers are made from 316 stainless steel with viton seals. -4°F (-20°C) to 392°F (200°C). BRIB ISO B Couplers are made from brass with viton seals. -4°F (-20°C) to 392°F (200°C)
Applications: Industrial, Ag, and Mobile.

Zinc Plating (ISO B)



A HOSE

B VAR-CRIMP COUPLINGS

C GRIP CRIMP COUPLINGS

D 3 SERIES THERMOPLASTIC

E QUICK COUPLERS

F REUSABLES, PUSHON, ACCESS.

G ADAPTERS

H FABRICATION EQUIPMENT

J THREAD ID TECHNICAL

WWW.COUPLAMATIC.COM

ISO B Series Couplers

Body Size	Body Size (ISO)	Coupler Gender	Thread Size	Working Pressure	Coupled Burst	Female Burst	Male Burst	"A" Length	"B" Length	"C" Length	Part Number
1/4	06	Female	1/4-18 NPT	5800	25375	26100	24650	2.9	2.3	--	QC-ISOB06-F-04N
1/4	06	Male	1/4-18 NPT	5800	25375	26100	24650	2.9	--	1.4	QC-ISOB06-M-04N
3/8	10	Female	3/8-18 NPT	5075	21750	22475	21750	3.2	2.6	--	QC-ISOB10-F-06N
3/8	10	Male	3/8-18 NPT	5075	21750	22475	21750	3.2	--	1.6	QC-ISOB10-M-06N
1/2	12	Female	1/2-14 NPT	4350	19140	20300	19575	3.7	2.9	--	QC-ISOB12-F-08N
1/2	12	Male	1/2-14 NPT	4350	19140	20300	19575	3.7	--	1.8	QC-ISOB12-M-08N
3/4	19	Female	3/4-14 NPT	4350	17400	19575	18850	4.4	3.6	--	QC-ISOB19-F-12N
3/4	19	Male	3/4-14 NPT	4350	17400	19575	18850	4.4	--	2.2	QC-ISOB19-M-12N
1	25	Female	1-11 1/2 NPT	4060	16675	15950	15370	5.0	4.1	--	QC-ISOB25-F-16N
1	25	Male	1-11 1/2 NPT	4060	16675	15950	15370	5.0	--	2.5	QC-ISOB25-M-16N

Brass ISO B Series Couplers

1/4	06	Female	1/4-18 NPT	3045	10657	10657	9932	2.9	2.3	--	QC-BRIB06-F-04N
1/4	06	Male	1/4-18 NPT	3045	10657	10657	9932	2.9	--	1.4	QC-BRIB06-M-04N

Stainless ISO B Series Couplers


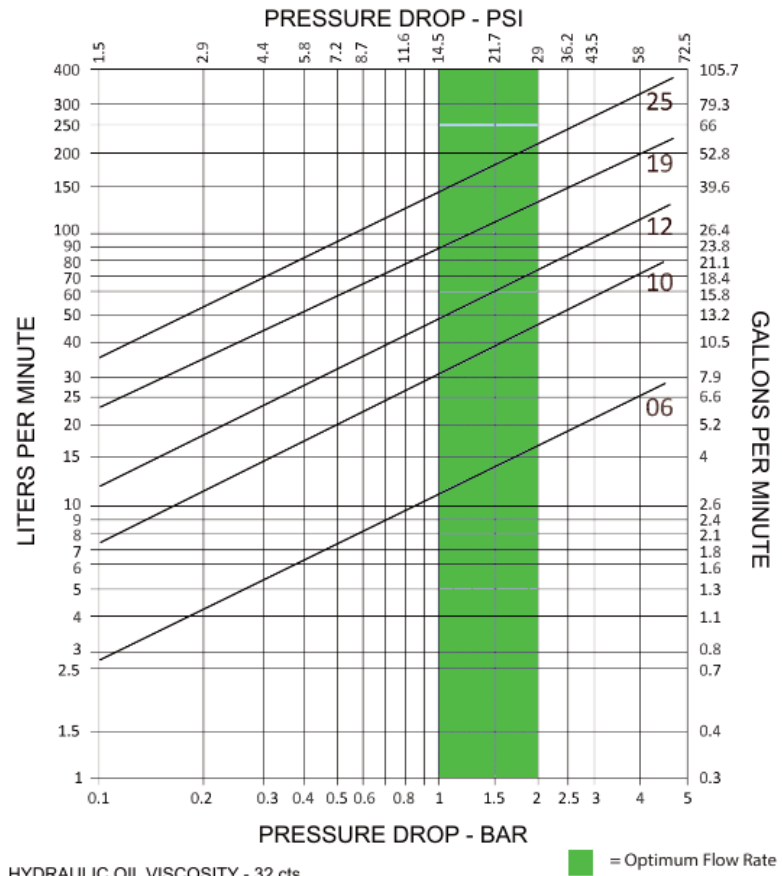
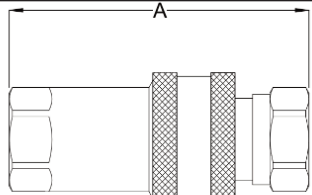
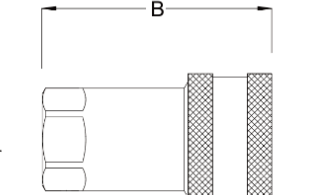
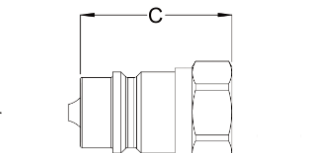
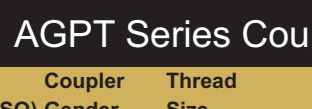
1/4	06	Female	1/4-18 NPT	4350	13050	13050	13775	2.8	2.2	--	QC-SSIB06-F-04N
1/4	06	Male	1/4-18 NPT	4350	13050	13050	13775	2.8	--	1.4	QC-SSIB06-M-04N
3/8	10	Female	3/8-18 NPT	3625	10875	10875	12325	3.1	2.5	--	QC-SSIB10-F-06N
3/8	10	Male	3/8-18 NPT	3625	10875	10875	12325	3.1	--	1.5	QC-SSIB10-M-06N
1/2	12	Female	1/2-14 NPT	3625	10875	10875	11600	3.6	2.9	--	QC-SSIB12-F-08N
1/2	12	Male	1/2-14 NPT	3625	10875	10875	11600	3.6	--	1.8	QC-SSIB12-M-08N

HYDRAULIC QUICK COUPLERS

AGPT Series Hydraulic Quick Couplers

AGPT Series Couplers are made to the ISO 5675 Standard (1/2" only). They are a high quality poppet valve couplers with nitrile seals and balanced spings in the poppets. -40°F (-40°C) to 223°F (106°C). Applications: Ag, Construction, and Mobile.

Zinc Plating

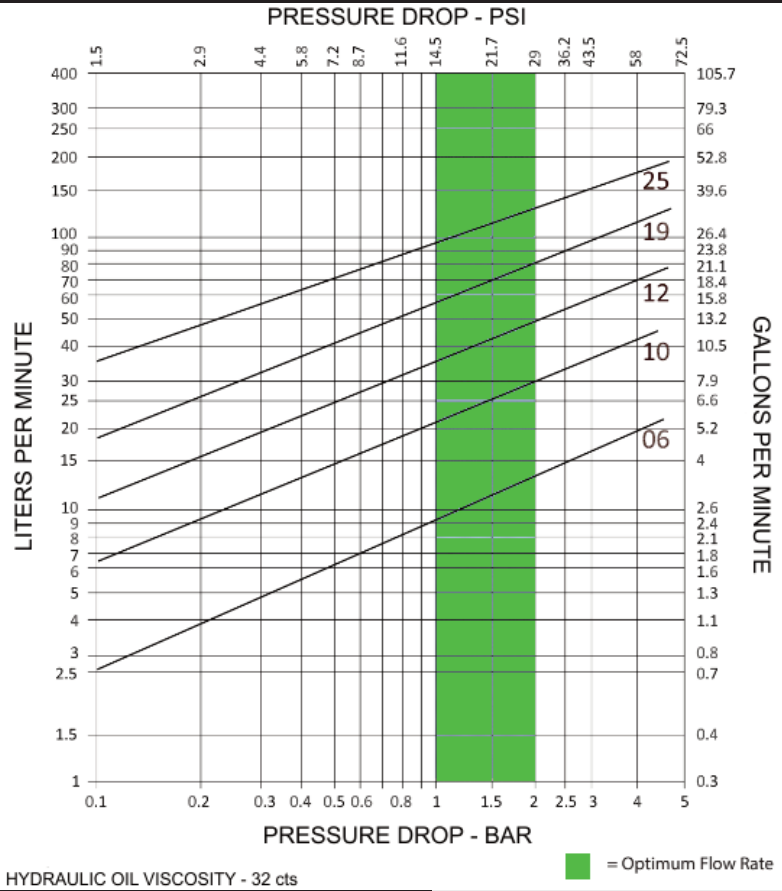
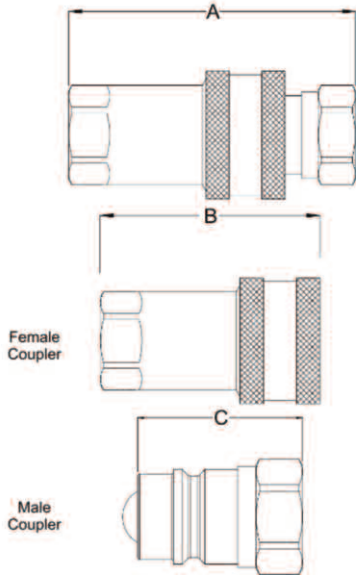

A HOSE			 <p>HYDRAULIC OIL VISCOSITY - 32 cts</p> <p>■ = Optimum Flow Rate</p>																																																																																																																					
B VAR-CRIMP COUPLINGS			<p>AGPT Series Couplers</p>																																																																																																																					
C GRIP CRIMP COUPLINGS			<table border="1"> <thead> <tr> <th>Body Size</th> <th>Body Size (ISO)</th> <th>Coupler Gender</th> <th>Thread Size</th> <th>Working Pressure</th> <th>Coupled Burst</th> <th>Female Burst</th> <th>Male Burst</th> <th>"A" Length</th> <th>"B" Length</th> <th>"C" Length</th> <th>Part Number</th> </tr> </thead> <tbody> <tr> <td>1/4</td> <td>06</td> <td>Female</td> <td>9/16-18 SAE</td> <td>5437</td> <td>23200</td> <td>23200</td> <td>23200</td> <td>2.9</td> <td>2.2</td> <td>--</td> <td>QC-AGPT06-F-06S</td> </tr> <tr> <td>1/4</td> <td>06</td> <td>Male</td> <td>9/16-18 SAE</td> <td>5437</td> <td>23200</td> <td>23200</td> <td>23200</td> <td>2.9</td> <td>--</td> <td>1.4</td> <td>QC-AGPT06-M-06S</td> </tr> <tr> <td>1/2</td> <td>12</td> <td>Female</td> <td>1/2-14 NPT</td> <td>4640</td> <td>18850</td> <td>20300</td> <td>21750</td> <td>3.5</td> <td>2.6</td> <td>--</td> <td>QC-AGPT12-F-08N</td> </tr> <tr> <td>1/2</td> <td>12</td> <td>Male</td> <td>1/2-14 NPT</td> <td>4640</td> <td>18850</td> <td>20300</td> <td>21750</td> <td>3.5</td> <td>--</td> <td>1.7</td> <td>QC-AGPT12-M-08N</td> </tr> <tr> <td>1/2</td> <td>12</td> <td>Female</td> <td>3/4x16 SAE</td> <td>4640</td> <td>18850</td> <td>20300</td> <td>21750</td> <td>3.5</td> <td>2.6</td> <td>--</td> <td>QC-AGPT12-F-08S</td> </tr> <tr> <td>1/2</td> <td>12</td> <td>Male</td> <td>3/4x16 SAE</td> <td>4640</td> <td>18850</td> <td>20300</td> <td>21750</td> <td>3.5</td> <td>--</td> <td>1.7</td> <td>QC-AGPT12-M-08S</td> </tr> <tr> <td>1/2</td> <td>12</td> <td>Female</td> <td>7/8x14 SAE</td> <td>4640</td> <td>18850</td> <td>20300</td> <td>21750</td> <td>3.5</td> <td>2.6</td> <td>--</td> <td>QC-AGPT12-F-10S</td> </tr> <tr> <td>1/2</td> <td>12</td> <td>Male</td> <td>7/8x14 SAE</td> <td>4640</td> <td>18850</td> <td>20300</td> <td>21750</td> <td>3.5</td> <td>--</td> <td>1.7</td> <td>QC-AGPT12-M-10S</td> </tr> </tbody> </table>										Body Size	Body Size (ISO)	Coupler Gender	Thread Size	Working Pressure	Coupled Burst	Female Burst	Male Burst	"A" Length	"B" Length	"C" Length	Part Number	1/4	06	Female	9/16-18 SAE	5437	23200	23200	23200	2.9	2.2	--	QC-AGPT06-F-06S	1/4	06	Male	9/16-18 SAE	5437	23200	23200	23200	2.9	--	1.4	QC-AGPT06-M-06S	1/2	12	Female	1/2-14 NPT	4640	18850	20300	21750	3.5	2.6	--	QC-AGPT12-F-08N	1/2	12	Male	1/2-14 NPT	4640	18850	20300	21750	3.5	--	1.7	QC-AGPT12-M-08N	1/2	12	Female	3/4x16 SAE	4640	18850	20300	21750	3.5	2.6	--	QC-AGPT12-F-08S	1/2	12	Male	3/4x16 SAE	4640	18850	20300	21750	3.5	--	1.7	QC-AGPT12-M-08S	1/2	12	Female	7/8x14 SAE	4640	18850	20300	21750	3.5	2.6	--	QC-AGPT12-F-10S	1/2	12	Male	7/8x14 SAE	4640	18850	20300	21750	3.5	--	1.7	QC-AGPT12-M-10S
Body Size	Body Size (ISO)	Coupler Gender	Thread Size	Working Pressure	Coupled Burst	Female Burst	Male Burst	"A" Length	"B" Length	"C" Length	Part Number																																																																																																													
1/4	06	Female	9/16-18 SAE	5437	23200	23200	23200	2.9	2.2	--	QC-AGPT06-F-06S																																																																																																													
1/4	06	Male	9/16-18 SAE	5437	23200	23200	23200	2.9	--	1.4	QC-AGPT06-M-06S																																																																																																													
1/2	12	Female	1/2-14 NPT	4640	18850	20300	21750	3.5	2.6	--	QC-AGPT12-F-08N																																																																																																													
1/2	12	Male	1/2-14 NPT	4640	18850	20300	21750	3.5	--	1.7	QC-AGPT12-M-08N																																																																																																													
1/2	12	Female	3/4x16 SAE	4640	18850	20300	21750	3.5	2.6	--	QC-AGPT12-F-08S																																																																																																													
1/2	12	Male	3/4x16 SAE	4640	18850	20300	21750	3.5	--	1.7	QC-AGPT12-M-08S																																																																																																													
1/2	12	Female	7/8x14 SAE	4640	18850	20300	21750	3.5	2.6	--	QC-AGPT12-F-10S																																																																																																													
1/2	12	Male	7/8x14 SAE	4640	18850	20300	21750	3.5	--	1.7	QC-AGPT12-M-10S																																																																																																													
D 3 SERIES THERMOPLASTIC			<p>REUSABLES, PUSH-ON, ACCESS.</p>																																																																																																																					
E QUICK COUPLERS			<p>ADAPTERS</p>																																																																																																																					
F REUSABLES, PUSH-ON, ACCESS.			<p>FABRICATION EQUIPMENT</p>																																																																																																																					
G ADAPTERS			<p>THREAD ID TECHNICAL</p>																																																																																																																					
H FABRICATION EQUIPMENT			<p>WWW.COUPPLAMATIC.COM</p>																																																																																																																					
J THREAD ID TECHNICAL																																																																																																																								
WWW.COUPPLAMATIC.COM																																																																																																																								

HYDRAULIC QUICK COUPLERS

AGBL Series Hydraulic Quick Couplers

AGBL Series Couplers are made to the ISO 5675 Standard (1/2" only). They are a high quality ball style coupler with nitrile seals. -40°F (-40°C) to 223°F (106°C). Applications: Industrial, Ag, and Mobile.

Zinc Plating



AGBL Series Couplers

Body Size	Body Size (ISO)	Coupler Gender	Thread Size	Working Pressure	Coupled Burst	Female Burst	Male Burst	"A" Length	"B" Length	"C" Length	Part Number
1/2	12	Female	1/2-14 NPT	3987	18125	17400	17400	3.5	2.6	--	QC-AGBL12-F-08N
1/2	12	Male	1/2-14 NPTF	3987	18125	17400	17400	3.5	--	1.7	QC-AGBL12-M-08N
1/2	12	Female	3/4-16 SAE	3987	18125	17400	17400	3.5	2.6	--	QC-AGBL12-F-08S
1/2	12	Male	3/4-16 SAE	3987	18125	17400	17400	3.5	--	1.7	QC-AGBL12-M-08S


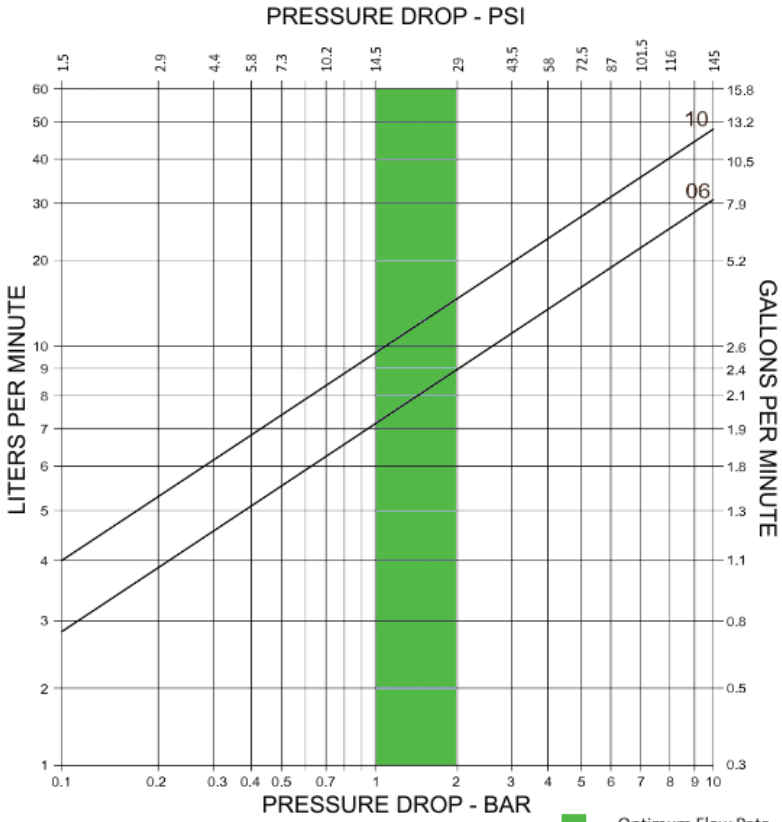
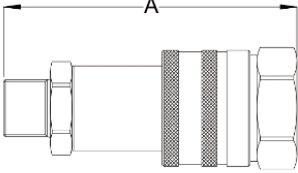
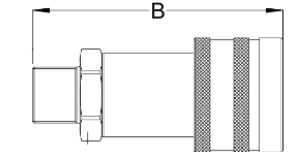
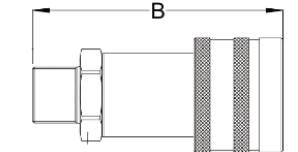
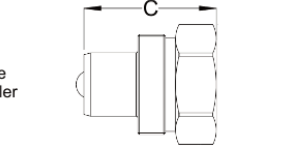
- A HOSE
- B VARI-CRIMP COUPLINGS
- C GRIP CRIMP COUPLINGS
- D 3 SERIES THERMOPLASTIC
- E QUICK COUPLERS
- F REUSABLES, PUSHON, ACCESS.
- G ADAPTERS
- H FABRICATION EQUIPMENT
- J THREAD ID TECHNICAL
- WWW.COUPLAMATIC.COM

HYDRAULIC QUICK COUPLERS

SCB Series Hydraulic Quick Couplers

SCB Series Couplers are made to the ISO 14540 Standard. They are designed for high pressure applications and have nitrile and polyurethane seals. SCB Series can be connected with low residual pressure and the screw connect design eliminates brinelling. -40°F (-40°C) to 223°F (106°C). Applications: High pressure applications, industrial, torque wrenches, hydraulic jacks, and agricultural.

Zinc Plating

A HOSE			<p style="text-align: center;">PRESSURE DROP - PSI</p>  <p style="text-align: center;">PRESSURE DROP - BAR</p> <p style="text-align: right;">= Optimum Flow Rate</p> <p style="text-align: center;">HYDRAULIC OIL VISCOSITY - 32 cts</p>									
B VAR-CRIMP COUPLINGS												
C GRIP CRIMP COUPLINGS												
D 3 SERIES THERMOPLASTIC	 <p>Female Coupler</p>											
E QUICK COUPLERS	 <p>Male Coupler</p>											
F REUSABLES, PUSH-ON, ACCESS.	<h3>SCB Screw to Connect Ball Couplers</h3>											
G ADAPTERS	Body Size	Body Size (ISO)	Coupler Gender	Thread Size	Working Pressure	Coupled Burst	Female Burst	Male Burst	"A" Length	"B" Length	"C" Length	Part Number
H FABRICATION EQUIPMENT	1/4	06	Female	1/4-18 NPT	10440	31320	20300	20880	2.9	2.4	--	QC-SCB06-F-04N
J THREAD ID TECHNICAL	1/4	06	Male	1/4-18 NPT	10440	31320	20300	20880	2.9	--	1.3	QC-SCB06-M-04N
WWW.COUPPLAMATIC.COM	3/8	10	Female	3/8-18 NPT	10440	31320	20300	20880	3.3	2.9	--	QC-SCB10-F-06N
	3/8	10	Male	3/8-18 NPT	10440	31320	20300	20880	3.3	--	1.4	QC-SCB10-M-06N

HYDRAULIC QUICK COUPLERS

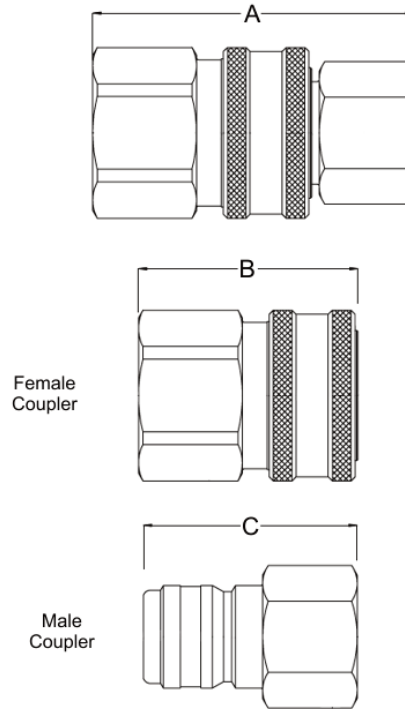
PW, & PWSS Series Valveless Quick Couplers

PW Series Couplers are made from brass (coupler) and carbon steel (nipple). The band on the coupler is made from stainless steel. 4000 PSI. PWSS Series Couplers are made from 303 stainless. 6000 PSI.

They both accommodate high flow rates with minimal pressure drops. For non-hazardous fluids only.

Applications: Pressure wash, carpet cleaners, steam washers, and other non valved applications.

Zinc Plating (PW nipple)



A
HOSE

B
VAR-CRIMP
COUPLINGS

C
GRIP CRIMP
COUPLINGS

D
3 SERIES
THERMOPLASTIC

E
QUICK
COUPLERS

F
REUSABLES,
PUSHON, ACCESS.

G
ADAPTERS

H
FABRICATION
EQUIPMENT

J
THREAD ID
TECHNICAL

WWW.
COUPLAMATIC
.COM

PW Series Brass & Steel Pressure Wash Couplers

Body Size	Body Size (ISO)	Coupler Gender	Thread Size	Working Pressure	"A" Length	"B" Length	"C" Length	Part Number
1/4	06	Female	1/4-18 NPT (Female)	4000	1.97	1.29	--	QC-PW06-F-04N-F
1/4	06	Female	1/4-18 NPT (Male)	4000	2.53	1.68	--	QC-PW06-F-04N-M
1/4	06	Male	1/4-18 NPT (Female)	4000	1.97	--	1.42	QC-PW06-M-04N-F
1/4	06	Male	1/4-18 NPT (Male)	4000	2.53	--	1.60	QC-PW06-M-04N-M
3/8	10	Female	3/8-18 NPT (Female)	4000	2.15	1.37	--	QC-PW10-F-06N-F
3/8	10	Female	3/8-18 NPT (Male)	4000	2.69	1.72	--	QC-PW10-F-06N-M
3/8	10	Male	3/8-18 NPT (Female)	4000	2.15	--	1.59	QC-PW10-M-06N-F
3/8	10	Male	3/8-18 NPT (Male)	4000	2.69	--	1.79	QC-PW10-M-06N-M

PWSS Series Stainless Steel Pressure Wash Couplers

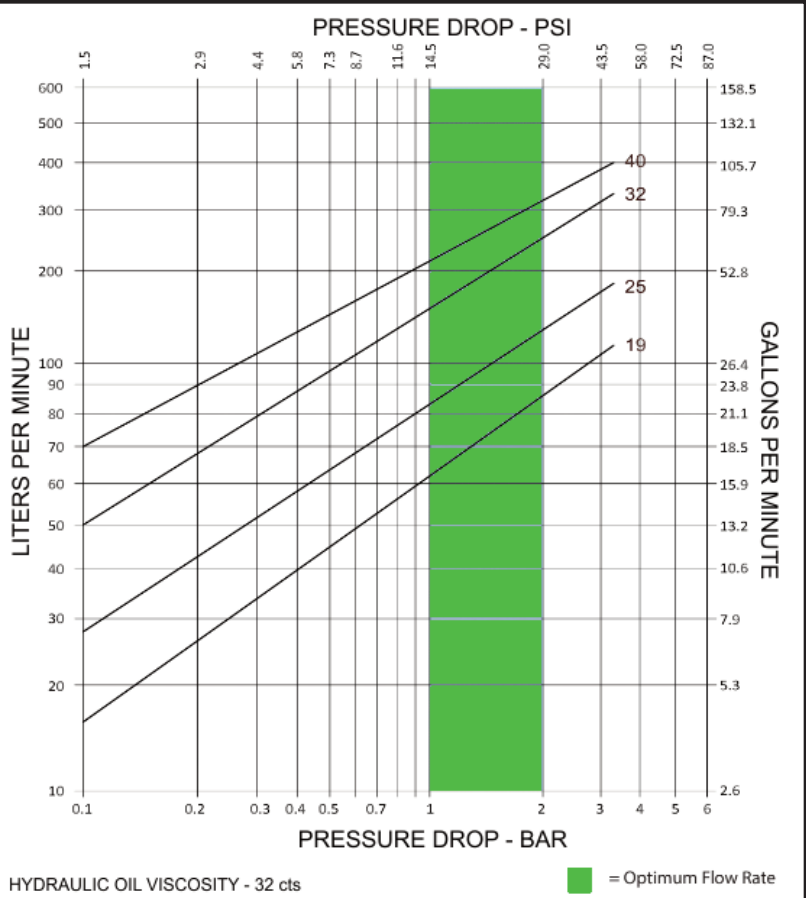
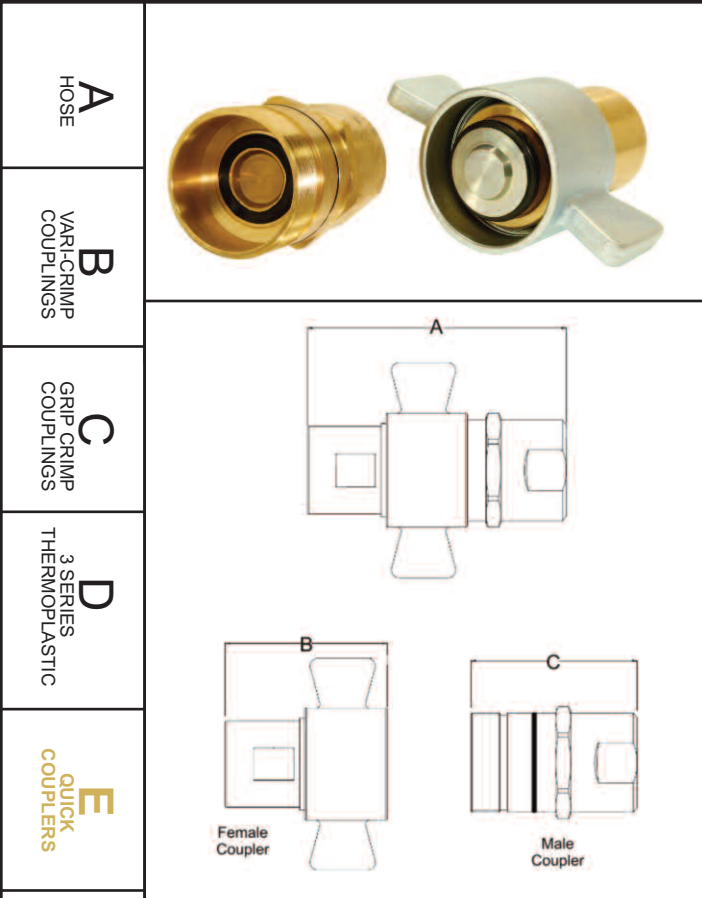
Body Size	Body Size (ISO)	Coupler Gender	Thread Size	Working Pressure	"A" Length	"B" Length	"C" Length	Part Number
1/4	06	Female	1/4-18 NPT (Female)	6000	2.01	1.31	--	QC-PWSS06-F-04N-F
1/4	06	Female	1/4-18 NPT (Male)	6000	2.58	1.72	--	QC-PWSS06-F-04N-M
1/4	06	Male	1/4-18 NPT (Female)	6000	2.01	--	1.44	QC-PWSS06-M-04N-F
1/4	06	Male	1/4-18 NPT (Male)	6000	2.58	--	1.60	QC-PWSS06-M-04N-M
3/8	10	Female	3/8-18 NPT (Female)	6000	2.24	1.46	--	QC-PWSS10-F-06N-F
3/8	10	Female	3/8-18 NPT (Male)	6000	2.76	1.79	--	QC-PWSS10-F-06N-M
3/8	10	Male	3/8-18 NPT (Female)	6000	2.24	--	1.59	QC-PWSS10-M-06N-F
3/8	10	Male	3/8-18 NPT (Male)	6000	2.76	--	1.79	QC-PWSS10-M-06N-M

HYDRAULIC QUICK COUPLERS

WNG Series Hydraulic Quick Couplers

WNG Series Couplers are made with a brass body and nitrile seals. They are designed for connection and disconnection by hand. WNG Series can be connected with low residual pressure (up to 725 PSI or 50 bar). -40°F (-40°C) to 223°F (106°C). Applications: Trailers, Wet line kits, and Oil and Gas applications.

Brass with Zinc Plating (Wing Nut)



WNG Series Brass Screw to Connect Couplers

Body Size	Body Size (ISO)	Coupler Gender	Thread Size	Working Pressure	Coupled Burst	Female Burst	Male Burst	"A" Length	"B" Length	"C" Length	Part Number
3/4	19	Female	3/4-14 NPT	3045	9425	8700	9425	5.3	3.1	--	QC-WNG19-F-12N
3/4	19	Male	3/4-14 NPT	3045	9425	8700	9425	5.3	--	3.2	QC-WNG19-M-12N
1	25	Female	1-11 1/2 NPT	3045	9425	8700	9425	6.1	3.5	--	QC-WNG25-F-16N
1	25	Male	1-11 1/2 NPT	3045	9425	8700	9425	6.1	--	3.8	QC-WNG25-M-16N
1-1/4	32	Female	1 1/4-11 1/2 NPT	2755	9425	8700	9425	6.4	3.7	--	QC-WNG32-F-20N
1-1/4	32	Male	1 1/4-11 1/2 NPT	2755	9425	8700	9425	6.4	--	3.9	QC-WNG32-M-20N
1-1/2	40	Female	1 1/2-11 1/2 NPT	2538	7613	6888	7613	7.0	4.1	--	QC-WNG40-F-24N
1-1/2	40	Male	1 1/2-11 1/2 NPT	2538	7613	6888	7613	7.0	--	4.0	QC-WNG40-M-24N

- A HOSE
- B VAR-CRIMP COUPLINGS
- C GRIP CRIMP COUPLINGS
- D 3 SERIES THERMOPLASTIC
- E QUICK COUPLERS
- F REUSABLES, PUSH-IN, ACCESS.
- G ADAPTERS
- H FABRICATION EQUIPMENT
- J THREAD ID TECHNICAL
- WWW.COUPPLAMATIC.COM

HYDRAULIC QUICK COUPLERS

Safety Guidelines for use of Quick Couplers

The following guidelines are to help maximize the operating life of quick couplers. Improper use can lead to injury and damage to equipment. Verification of suitability for intended use is required and the following information is to serve as a guide only.

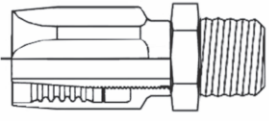
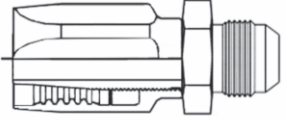
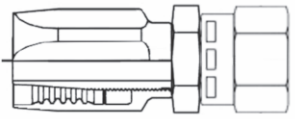
<p style="text-align: center;">A HOSE</p>	<p>1. When installing couplers only use wrench on the wrench flats and nowhere else.</p>
<p style="text-align: center;">B VAR-CRIMP COUPLINGS</p>	<p>2. Connect and disconnect new couplers a few times to work the seals and avoid sticking.</p>
<p style="text-align: center;">C GRIP CRIMP COUPLINGS</p>	<p>3. Always clean the mating faces prior to connection.</p>
<p style="text-align: center;">D 3 SERIES THERMOPLASTIC</p>	<p>4. Avoid damage to the coupler faces. Damage can impede connection/disconnection or cause leaks.</p>
<p style="text-align: center;">E QUICK COUPLERS</p>	<p>5. Periodically lubricate the internal locking balls with silicone grease.</p>
<p style="text-align: center;">F REUSABLES, PUSHON, ACCESS.</p>	<p>6. If a coupler is stuck first verify that pressure has been released. Then make sure the locking ball and notch in the sleeve are aligned. Sticking is typically caused by damage or lack of cleanliness.</p>
<p style="text-align: center;">G ADAPTERS</p>	<p>7. Dust caps or plugs should be used when disconnected.</p>
<p style="text-align: center;">H FABRICATION EQUIPMENT</p>	<p>8. The hydraulic system should be protected with filtration to keep contaminants from causing internal damage to the seals of the coupler.</p>
<p style="text-align: center;">J THREAD ID TECHNICAL</p>	<p>9. Never try to connect a damaged coupler.</p>
<p style="text-align: center;">WWW. COUPLAMATIC .COM</p>	<p>10. Do not turn the sleeve of a coupler when disconnected or you can cause the locking ball to jam under the sleeve.</p>
<p>11. Never hit the poppet or face to try and release pressure. This can cause damage or injury.</p>	
<p>12. Avoid side load on the coupler. This can reduce life or cause failures.</p>	
<p>13. Do not connect and disconnect under pressure unless the coupler is specifically designed to do so.</p>	
<p>14. Never disassemble the couplers. There are no serviceable parts. If there is damage replace the coupler.</p>	

REUSABLE COUPLINGS - 100R1AT & 100R2AT

Reusable & Field Attachable Hose ends for 100R1 Thin Cover (57MB-1) and 100R2 Thin Cover (57MB-2)

Non-Mandrel and No Skive

Trivalent Zinc Plating

A HOSE	R1 & R2 Reusables		NPTF - Male Solid		Part No.	
	Hose I.D.	Pipe Size	Thread Size	Hose Type		
B VAR-CRIMP COUPLINGS		1/4"	1/4"	1/4-18	100R1Thin	403R-1
		1/4"	1/4"	1/4-18	100R2Thin	403R-2
		3/8"	3/8"	3/8-18	100R1Thin	603R-1
		3/8"	3/8"	3/8-18	100R2Thin	603R-2
		1/2"	1/2"	1/2-14	100R1Thin	803R-1
		1/2"	1/2"	1/2-14	100R2Thin	803R-2
		3/4"	3/4"	3/4-14	100R2Thin	1203R-2
		1"	1"	1-11-1/2	100R2Thin	1600R-2
C GRIP CRIMP COUPLINGS	R1 & R2 Reusables		JIC 37° - Male Solid		Part No.	
D 3 SERIES THERMOPLASTIC		Hose I.D.	Thread Size	Tube OD		Hose Type
		3/8"	9/16x18	3/8"	100R1Thin	618R-1
		3/8"	9/16x18	3/8"	100R2Thin	618R-2
		1/2"	3/4x16	1/2"	100R2Thin	815R-2
		1/2"	7/8x14	5/8"	100R2Thin	818R-2
E QUICK COUPLERS	R1 & R2 Reusables		JIC 37° - Female Swivel		Part No.	
F REUSABLES PUSH ON ACCESS.		Hose I.D.	Thread Size	Tube OD		Hose Type
		1/4"	7/16x20	1/4"	100R1Thin	424R-1
		1/4"	7/16x20	1/4"	100R2Thin	424R-2
		3/8"	9/16x18	3/8"	100R1Thin	627R-1
		3/8"	9/16x18	3/8"	100R2Thin	627R-2
		3/8"	3/4x16	1/2"	100R2Thin	630R-2
		1/2"	3/4x16	1/2"	100R1Thin	824R-1
		1/2"	3/4x16	1/2"	100R2Thin	824R-2
		1/2"	7/8x14	5/8"	100R2Thin	827R-2
		3/4"	1-1/16x12	3/4"	100R2Thin	1221R-2
		G ADAPTERS	Assembly Instructions:			
H FABRICATION EQUIPMENT						
J THREAD ID TECHNICAL	<p>Reusable Hose Ends:</p> <ol style="list-style-type: none"> Screw socket onto hose (left hand thread) until hose bottoms. Back out 1/4 turn. Lubricate insert threads and I.D. of hose. Screw insert into socket until insert hex touches socket. 					
WWW.COUPPLAMATIC.COM						

REUSABLE COUPLINGS - 100R5

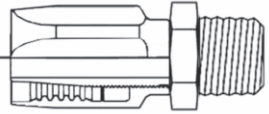
Reusable & Field Attachable Hose ends for 100R5 (58MBA) and High Temp 100R5 (HTR5)

Non-Mandrel and No Skive

Trivalent Zinc Plating

R5 Reusables

NPTF - Male Solid

Hose I.D.	Pipe Size	Thread Size	Hose Type	Part No.
	3/16" (#4)	1/8"	100R5	4R5-2MP
	3/16" (#4)	1/4"	100R5	4R5-4MP
	1/4" (#5)	1/4"	100R5	5R5-4MP
	5/16" (#6)	1/4"	100R5	6R5-4MP
	5/16" (#6)	3/8"	100R5	6R5-6MP
	13/32" (#8)	3/8"	100R5	8R5-6MP
	13/32" (#8)	1/2"	100R5	8R5-8MP
	1/2" (#10)	1/2"	100R5	10R5-8MP
	5/8" (#12)	3/4"	100R5	12R5-12MP

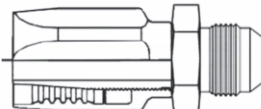
A
HOSE

B
VAR-CRIMP
COUPLINGS

C
GRIP CRIMP
COUPLINGS

R5 Reusables

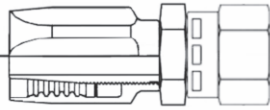
JIC 37° - Male Solid

Hose I.D.	Thread Size	Tube OD	Hose Type	Part No.
	3/16" (#4)	7/16-20	100R5	4R5-4MJ
	1/4" (#5)	1/2-20	100R5	5R5-5MJ
	5/16" (#6)	9/16-18	100R5	6R5-6MJ
	13/32" (#8)	3/4-16	100R5	8R5-8MJ

D
3 SERIES
THERMOPLASTIC

R5 Reusables

JIC 37° - Female Swivel

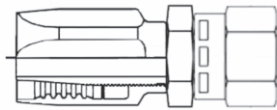
Hose I.D.	Thread Size	Tube OD	Hose Type	Part No.	
	3/16" (#4)	7/16-20	100R5	4R5-4FJ	
	1/4" (#5)	1/2-20	100R5	5R5-5FJ	
	5/16" (#6)	9/16-18	100R5	6R5-6FJ	
	13/32" (#8)	3/4-16	100R5	8R5-8FJ	
	1/2" (#10)	7/8-14	5/8"	100R5	10R5-10FJ
	5/8" (#12)	1-1/16-12	3/4"	100R5	12R5-12FJ
	7/8" (#16)	1-5/16-12	1"	100R5	16R5-16FJ
	1-1/8" (#20)	1-5/8-12	1-1/4"	100R5	20R5-20FJ

E
QUICK
COUPLERS

F
REUSABLES,
PUSH-ON, ACCESS.

R5 Reusables

SAE 45° - Female Swivel

Hose I.D.	Thread Size	Tube OD	Hose Type	Part No.
	5/16" (#6)	5/8-18	100R5	6R5-6FS

G
ADAPTERS

H
FABRICATION
EQUIPMENT

J
THREAD ID
TECHNICAL

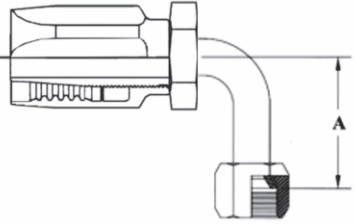
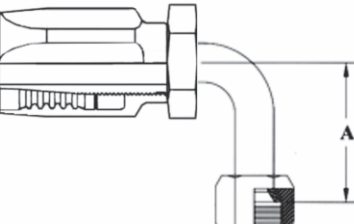
WWW.
COUPLAMATIC
.COM

REUSABLE COUPLINGS - 100R5

Reusable & Field Attachable Hose ends for 100R5 (58MBA) and High Temp 100R5 (HTR5)

Non-Mandrel and No Skive

Trivalent Zinc Plating

		R5 Reusables JIC 37° - 90° Female Swivel					
A HOSE		Hose I.D.	Thread Size	Tube OD	A-Drop Inches	Hose Type	Part No.
B VAR-CRIMP COUPLINGS		3/16" (#4)	7/16-20	1/4"	0.69	100R5	4R5-4FJ90
		5/16" (#6)	9/16-18	3/8"	0.84	100R5	6R5-6FJ90
		13/32" (#8)	3/4-16	1/2"	1.09	100R5	8R5-8FJ90
C GRIP CRIMP COUPLINGS							
		R5 Reusables SAE 45° - 90° Female Swivel					
D 3 SERIES THERMOPLASTIC		Hose I.D.	Thread Size	Tube OD	A-Drop Inches	Hose Type	Part No.
E QUICK COUPLERS		5/16" (#6)	5/8-18	3/8"	0.84	100R5	6R5-6FS90
F REUSABLES, PUSHON, ACCESS.							
G ADAPTERS							
H FABRICATION EQUIPMENT							
J THREAD ID TECHNICAL							
Assembly Instructions:							
Reusable Hose Ends: <ol style="list-style-type: none"> Screw socket onto hose (left hand thread) until hose bottoms. Back out 1/4 turn. Lubricate insert threads and I.D. of hose. Screw insert into socket until insert hex touches socket. 							
WWW.COUPPLAMATIC.COM							


PUSH ON FITTINGS

Push on fittings for rubber cover push on hose (025H & 024H) and textile cover push on hose (026H)
No clamps needed for installation.

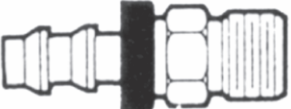
Minimum 10 piece order per part number.

Brass

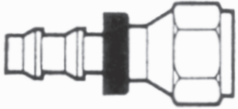
Brass Push On NPTF - Male Solid

		Hose I.D.	Pipe Size	Part No.
	1/4"	1/8"	P402	
	1/4"	1/4"	P404	
	3/8"	1/4"	P602	
	3/8"	3/8"	P603	
	3/8"	1/2"	P604	
	1/2"	1/2"	P804	
	5/8"	1/2"	P1004	
	5/8"	3/4"	P1006	
	3/4"	3/4"	P1206	


Brass Push On Inverted Flare - Male Swivel

		Hose I.D.	Thread Size	Part No.
	1/4"	7/16-24	P407	
	1/4"	1/2-20	P408	
	3/8"	1/2-20	P608	
	3/8"	5/8-18	P610	
	1/2"	3/4-18	P812	

Brass Push On SAE 45° - Female Swivel

		Hose I.D.	Thread Size	Part No.
	1/4"	7/16-20	PS407	
	1/4"	1/2-20	PS408	
	3/8"	5/8-18	PS610	
	1/2"	3/4-16	PS812	
	1/2"	7/8-14	PS814	
	3/4"	1-1/16-14	PS1218	

Brass Push On Mender

		Hose I.D.	Part No.
	1/4"	PM404	
	3/8"	PM606	
	1/2"	PM808	
	5/8"	PM1010	
	3/4"	PM1212	

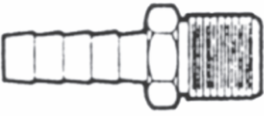
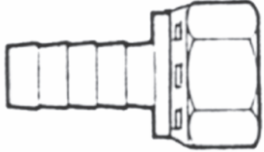
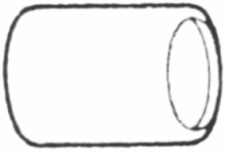
A	HOSE
B	VARICRIMP COUPLINGS
C	GRIP CRIMP COUPLINGS
D	3 SERIES THERMOPLASTIC
E	QUICK COUPLERS
F	REUSABLES, PUSH ON, ACCESS.
G	ADAPTERS
H	FABRICATION EQUIPMENT
J	THREAD ID TECHNICAL
	WWW.COUPLAMATIC.COM

SUCTION AND RETURN LINE COUPLINGS

Hose ends for 100R4 Suction (104MB) and Return (3284H) hose.
Stems can be banded or clamped.


Trivalent Zinc

Note: 3/4" thru 2" hydraulic suction hose can also be crimped using standard Grip-Crimp couplings. 3/4" thru 1-1/4" can be crimped with standard Vari-Crimp couplings.

HOSE A	Suction & Return		NPTF - Male Solid		Part No.
	Hose I.D.	Pipe Size	Thread Size		
VARI-CRIMP COUPLINGS B		3/4"	3/4"	3/4-14	1204HS
		1"	1"	1-11-1/2	1601HS
		1-1/4"	1-1/4"	1-1/4-11-1/2	2001HS
		1-1/2"	1-1/2"	1-1/2-11-1/2	2401HS
		2"	2"	2-11-1/2	3201HS
GRIP-CRIMP COUPLINGS C	Suction & Return		JIC 37° - Female Swivel		Part No.
	Hose I.D.	Thread Size	Tube OD		
3 SERIES THERMOPLASTIC D		3/4"	1-1/16x12	3/4"	1222HS
		1"	1-5/16x12	1"	1619HS
		1-1/4"	1-5/8x12	1-1/4"	2006HS
		1-1/2"	1-7/8x12	1-1/2"	2407HS
		2"	2-1/2x12	2"	3205HS
QUICK COUPLERS E	Suction & Return		100R4 Ferrules		Part No.
	Hose I.D.	Ferrule Length	Ferrule OD		
REUSABLES PUSH-ON ACCESS. F		3/4"	1.01"	1.50"	12FHS
		1"	1.07"	1.75"	16FHS
		1-1/4"	1.52"	2.00"	20FHS
		1-1/2"	1.56"	2.25"	24FHS
		2"	2.00"	2.75"	32FHS
ADAPTERS G					
FABRICATION EQUIPMENT H					
THREAD ID TECHNICAL J					
WWW. COUPLAMATIC .COM	Visit www.couplamatic.com or call your sales representative to get the most current crimp charts.				

ACCESSORIES:

Round Wire Spring Guards

		Part No.	Wire Size	Coil ID	Pitch	Length			
		SG550	.063	.550"	.250	20 Feet			
		SG610	.063	.610"	.250	20 Feet			
		SG650	.080	.650"	.375	20 Feet			
		SG750	.080	.750"	.325	20 Feet			
		SG835	.080	.835"	.188	20 Feet			
		SG900	.080	.900"	.375	20 Feet			
		SG990	.080	.990"	.325	20 Feet			
		SG1055	.080	1.055"	.375	20 Feet			
		SG1240	.080	1.240"	.250	20 Feet			
		SG1300	.080	1.300"	.350	20 Feet			
		SG1630	.120	1.630"	.425	20 Feet			
		SG2125	.120	2.125"	.375	20 Feet			
Only sold in 20 foot lengths.									
Spring Guard Recommendation by Hose Type:									
Hose I.D.	100R1 Std. 54MB-1	100R2 Std. 54MB-2	100R1 Thin 57MB-1	100R2 Thin 57MB-2	Hy-Plus I HPI	Hy-Plus II HPII	100R3 3319A	100R4 104MB	100R12 SP580
1/4"	SG650	SG750	SG550	SG610	----	----	SG610	----	----
3/8"	SG835	SG900	SG750	SG750	SG750	----	SG750	----	----
1/2"	SG990	SG990	SG835	SG900	SG835	----	SG990	----	SG990
5/8"	----	----	SG990	SG1055	----	----	----	----	----
3/4"	SG1240	SG1300	SG1240	SG1240	----	SG1240	SG1300	SG1300	SG1240
1"	SG1630	SG1630	SG1630	SG1630	----	SG1630	SG1630	SG1630	SG1630
1-1/4"	SG2125	SG2125	SG2125	SG2125	----	SG2125	SG2125	SG2125	SG2125
Note: When cutting spring guard, remove all sharp edges before installing on hose!									

Factory Formed Hose Guard:

Maximum protection against kinking near the hose fittings. Widely used in applications such as the car wash industry. Fits most 1/4" and 3/8" I.D. hose. Measure hose O.D. for proper fit. Close wound on one end for extra protection and a non-slipping fit.

Part No.	Coil I.D.	Length
SG21	.650	8 Inches
SG27	.810	7 Inches

Jack Hose Spring Guard:

Maximum protection against kinking near the hose fittings. Measure hose O.D. for proper fit. Close wound on one end for extra protection and a non-slipping fit.

Part No.	Hose ID	Coil ID	Length
SGJH675	1/4"	0.675	5.5 Inches
SGJH870	3/8"	0.870	6.0 Inches

A
HOSEB
VARI-CRIMP
COUPLINGSC
GRIP CRIMP
COUPLINGSD
3 SERIES
THERMOPLASTICE
QUICK
COUPLERSF
REUSABLE,
PUSH-ON ACCESS.G
ADAPTERSH
FABRICATION
EQUIPMENTJ
THREAD ID
TECHNICALWWW.
COUPLAMATIC
.COM

ACCESSORIES:

Pressure Wash Grips (Bend Restrictors)

Maximum protection against kinking near the hose fittings. Measure hose O.D. for proper fit.

A
HOSE

B
VARI-CRIMP
COUPLINGS



Part No.	Hose ID
PW Grip-4	1/4"
PW Grip-6	3/8"

Bin Labels

These labels are printed on self-adhesive stock for quick application. Each label contains an illustration of the part along with the part number and description. Label sets are available for all coupling series.

C501-1008 NPTF M/F 1/2" X 14 1008	C501-1012 NPTF M/F 3/4" X 14 1012	C501-1030 NPTF M/F 1" X 14 1030
C502-1012 NPTF M/F 1/2" X 14 1012	C502-1018 NPTF M/F 3/4" X 14 1018	C502-1024 NPTF M/F 1" X 14 1024
C300-1008 NPTF M/F 1/2" X 14 1008	C300-1018 NPTF M/F 3/4" X 14 1018	C300-1030 NPTF M/F 1" X 14 1030
C501-1008 NPTF M/F 1/2" X 14 1008	C501-1012 NPTF M/F 3/4" X 14 1012	C501-1030 NPTF M/F 1" X 14 1030
C502-1012 NPTF M/F 1/2" X 14 1012	C502-1018 NPTF M/F 3/4" X 14 1018	C502-1024 NPTF M/F 1" X 14 1024
C501-1008 NPTF M/F 1/2" X 14 1008	C501-1012 NPTF M/F 3/4" X 14 1012	C501-1030 NPTF M/F 1" X 14 1030
C502-1012 NPTF M/F 1/2" X 14 1012	C502-1018 NPTF M/F 3/4" X 14 1018	C502-1024 NPTF M/F 1" X 14 1024
C501-1008 NPTF M/F 1/2" X 14 1008	C501-1012 NPTF M/F 3/4" X 14 1012	C501-1030 NPTF M/F 1" X 14 1030
C502-1012 NPTF M/F 1/2" X 14 1012	C502-1018 NPTF M/F 3/4" X 14 1018	C502-1024 NPTF M/F 1" X 14 1024
C501-1008 NPTF M/F 1/2" X 14 1008	C501-1012 NPTF M/F 3/4" X 14 1012	C501-1030 NPTF M/F 1" X 14 1030
C502-1012 NPTF M/F 1/2" X 14 1012	C502-1018 NPTF M/F 3/4" X 14 1018	C502-1024 NPTF M/F 1" X 14 1024
C501-1008 NPTF M/F 1/2" X 14 1008	C501-1012 NPTF M/F 3/4" X 14 1012	C501-1030 NPTF M/F 1" X 14 1030
C502-1012 NPTF M/F 1/2" X 14 1012	C502-1018 NPTF M/F 3/4" X 14 1018	C502-1024 NPTF M/F 1" X 14 1024
C501-1008 NPTF M/F 1/2" X 14 1008	C501-1012 NPTF M/F 3/4" X 14 1012	C501-1030 NPTF M/F 1" X 14 1030
C502-1012 NPTF M/F 1/2" X 14 1012	C502-1018 NPTF M/F 3/4" X 14 1018	C502-1024 NPTF M/F 1" X 14 1024
C501-1008 NPTF M/F 1/2" X 14 1008	C501-1012 NPTF M/F 3/4" X 14 1012	C501-1030 NPTF M/F 1" X 14 1030
C502-1012 NPTF M/F 1/2" X 14 1012	C502-1018 NPTF M/F 3/4" X 14 1018	C502-1024 NPTF M/F 1" X 14 1024
C501-1008 NPTF M/F 1/2" X 14 1008	C501-1012 NPTF M/F 3/4" X 14 1012	C501-1030 NPTF M/F 1" X 14 1030
C502-1012 NPTF M/F 1/2" X 14 1012	C502-1018 NPTF M/F 3/4" X 14 1018	C502-1024 NPTF M/F 1" X 14 1024
C501-1008 NPTF M/F 1/2" X 14 1008	C501-1012 NPTF M/F 3/4" X 14 1012	C501-1030 NPTF M/F 1" X 14 1030
C502-1012 NPTF M/F 1/2" X 14 1012	C502-1018 NPTF M/F 3/4" X 14 1018	C502-1024 NPTF M/F 1" X 14 1024

C
GRIP CRIMP
COUPLINGS

D
3 SERIES
THERMOPLASTIC

E
QUICK
COUPLERS

Jack Hose Warning Label

Jackhose High Pressure Warning Label:



Part # JH Tag

F
REUSABLE
PUSHON ACCESS.

Grease Hose Assemblies

3/16" ID Hose with 1/8" Male NPTF couplings on both sides. Single wire braid construction with 3000 PSI Working Pressure. Custom Lengths available upon request.

G
ADAPTERS

H
FABRICATION
EQUIPMENT

J
THREAID ID
TECHNICAL

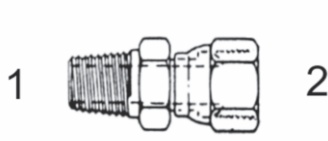
WWW.
COUPLAMATIC
.COM




Part No.	Length
W06	6"
W08	8"
W12	12"
W15	15"
W18	18"
W24	24"
W30	30"
W36	36"
W48	48"
W60	60"

Custom Hydraulic Hose Assemblies available. Call your Couplamatic Systems Representative for a Quote. Minimum order quantities will apply.

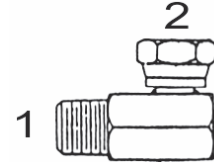
HYDRAULIC ADAPTERS



Male NPTF x
Female NPSM



Male NPTF x
Female NPSM 45°



Male NPTF x
Female NPSM 90°

A
HOSE

B
VAR-CRIMP
COUPLINGS

C
GRIP-CRIMP
COUPLINGS

D
3 SERIES
THERMOPLASTIC

E
QUICK
COUPLERS

F
REUSABLES,
PUSHON, ACCESS.


G
ADAPTERS

H
FABRICATION
EQUIPMENT

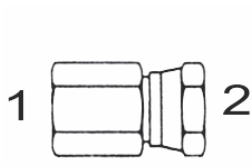
J
THREAD ID
TECHNICAL

WWW.
COUPLAMATIC
.COM

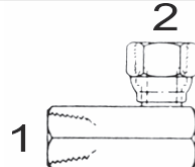
Male NPTF (1)	Female NPSM (2)	Part No.	Male NPTF (1)	Female NPSM (2)	Part No.	Male NPTF (1)	Female NPSM (2)	Part No.
1/8	1/8	1404 2x2	1/8	1/8	1503 2x2	1/8	1/8	1501 2x2
1/8	1/4	1404 2x4	1/4	1/4	1503 4x4	1/8	1/4	1501 2x4
1/4	1/8	1404 4x2	1/4	3/8	1503 4x6	1/4	1/8	1501 4x2
1/4	1/4	1404 4x4	3/8	1/4	1503 6x4	1/4	1/4	1501 4x4
1/4	3/8	1404 4x6	3/8	3/8	1503 6x6	1/4	3/8	1501 4x6
3/8	1/4	1404 6x4	3/8	1/2	1503 6x8	3/8	1/4	1501 6x4
3/8	3/8	1404 6x6	1/2	3/8	1503 8x6	3/8	3/8	1501 6x6
3/8	3/8	1404 6x6-.031*	1/2	1/2	1503 8X8	3/8	3/8	1501 6x6-.062**
3/8	3/8	1404 6x6-.062**	3/4	1/2	1503 12x8	3/8	1/2	1501 6x8
3/8	1/2	1404 6x8	3/4	3/4	1503 12x12	1/2	3/8	1501 8x6
1/2	3/8	1404 8x6	1	3/4	1503 16x12	1/2	1/2	1501 8x8
1/2	1/2	1404 8x8	1	1	1503 16x16	1/2	1/2	1501 8x8-.062**
1/2	1/2	1404 8x8-.031*	1-1/4	1-1/4	1503 20x20	1/2	3/4	1501 8x12
1/2	1/2	1404 8x8-.062**	1-1/2	1-1/2	1503 24x24	3/4	1/2	1501 12x8
1/2	3/4	1404 8x12	2	2	1503 32x32	3/4	3/4	1501 12x12
3/4	1/2	1404 12x8				3/4	1	1501 12x16
3/4	3/4	1404 12x12				1	3/4	1501 16x12
3/4	1	1404 12x16				1	1	1501 16x16
1	3/4	1404 16x12				1-1/4	1-1/4	1501 20x20
1	1	1404 16x16				1-1/2	1-1/2	1501 24x24
1-1/4	1-1/4	1404 20x20				2	2	1501 32x32
1-1/2	1-1/2	1404 24x24						
2	2	1404 32x32						



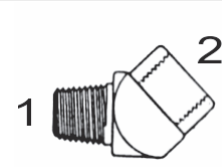
Male NPTF x Female
NPSM 90° Long



Female NPTF x
Female NPSM



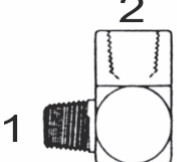
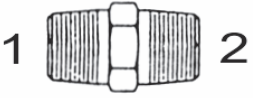
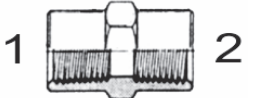
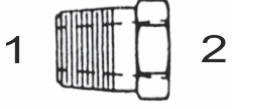
Female NPTF x
Female NPSM 90°



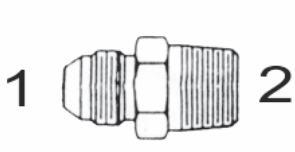
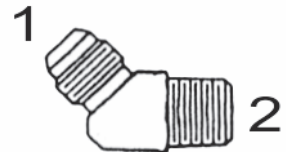
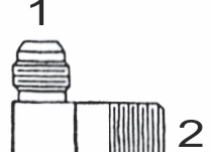
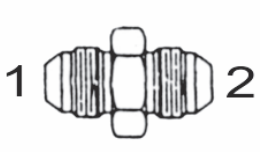
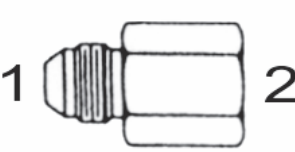
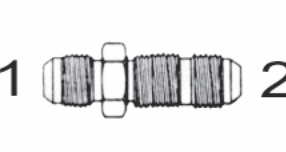
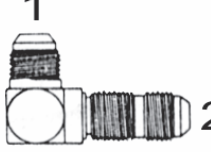

Male NPTF x
Female NPTF 45°

Male NPTF (1)	Female NPSM (2)	Part No.	Female NPTF (1)	Female NPSM (2)	Part No.	Female NPTF (1)	Female NPSM (2)	Part No.	Male NPTF (1)	Female NPTF (2)	Part No.
1/4	1/4	1501-L 4x4	1/8	1/8	1405 2x2	1/4	1/4	1502 4x4	1/4	1/4	5503 4x4
3/8	3/8	1501-L 6x6	1/4	1/4	1405 4x4	1/4	3/8	1502 4x6	3/8	3/8	5503 6x6
1/2	3/8	1501-L 8x6	1/4	3/8	1405 4x6	3/8	1/4	1502 6x4	1/2	1/2	5503 8x8
1/2	1/2	1501-L 8x8	3/8	1/4	1405 6x4	3/8	3/8	1502 6x6			
3/4	3/4	1501-L 12x12	3/8	3/8	1405 6x6	3/8	1/2	1502 6x8			
			3/8	1/2	1405 6x8	1/2	3/8	1502 8x6			
			1/2	3/8	1405 8x6	1/2	1/2	1502 8x8			
			1/2	1/2	1405 8x8	1/2	3/4	1502 8x12			
			1/2	3/4	1405 8x12	3/4	1/2	1502 12x8			
			3/4	1/2	1405 12x8	3/4	3/4	1502 12x12			
			3/4	3/4	1405 12x12	1	1	1502 16x16			
			1	3/4	1405 16x12	1-1/4	1-1/4	1502 20x20			
			1	1	1405 16x16	1-1/2	1-1/2	1502 24x24			
			1-1/4	1-1/4	1405 20x20	2	2	1502 32x32			
			1-1/2	1-1/2	1405 24x24						
			2	2	1405 32x32						

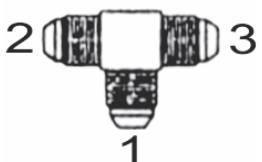
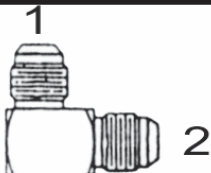
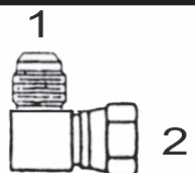
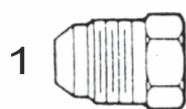
HYDRAULIC ADAPTERS

A HOSE VARICRIMP COUPLINGS						
B GRIP CRIMP COUPLINGS	Male NPTF x Female NPTF 90° Male NPTF x Male NPTF Female NPTF x Female NPTF Male NPTF x Female NPTF					
C 3 SERIES THERMOPLASTIC	Male NPTF (1)	Female NPTF (2)	Part No.	Male NPTF (1)	Male NPTF (2)	Part No.
D QUICK COUPLERS	1/4	1/4	5502 4x4	1/8	1/8	5404 2x2
	1/4	3/8	5502 4x6	1/4	1/4	5404 4x4
	3/8	1/4	5502 6x4	3/8	3/8	5404 6x6
	3/8	3/8	5502 6x6	1/2	1/4	5404 8x4
	3/8	1/2	5502 6x8	1/2	3/8	5404 8x6
	1/2	3/8	5502 8x6	1/2	1/2	5404 8x8
	1/2	1/2	5502 8x8	3/4	3/4	5404 12x12
				1	1	5404 16x16
				1-1/4	1-1/4	5404 20x20
E REUSABLE PUSHON ACCESS.	2	3	1	1		
F ADAPTERS	Male NPTF x Female NPSM Tee Female NPTF x Female NPSM Tee Female NPSM Tee Male NPTF Plug					
G FABRICATION EQUIPMENT	Male NPTF (1)	Female NPSM (2-3)	Part No.	Female NPTF (1)	Female NPSM (2-3)	Part No.
	1/4	1/4	1601 4x4x4	1/4	1/4	1602 4x4x4
	3/8	3/8	1601 6x6x6	3/8	3/8	1602 6x6x6
	1/2	1/2	1601 8x8x8	1/2	1/2	1602 8x8x8
	3/4	3/4	1601 12x12x12	3/4	3/4	1602 12x12x12
H TECHNICAL	1	2				
I WWW. COUPLAMATIC.COM	Male NPTF x Female JIC Female NPTF x Female JIC					
J	Male NPTF (1)	Female JIC (2)	Part No.	Female NPTF (1)	Female JIC (2)	Part No.
	3/8	9/16-18	6505 6x6	3/8	3/4-16	6506 6x8
	3/8	3/4-16	6505 6x8	1/2	9/16-18	6506 8x6
	1/2	3/4-16	6505 8x8	1/2	3/4-16	6506 8x8
	1/2	7/8-14	6505 8x10	1/2	7/8-14	6506 8x10
	3/4	1-1/16-12	6505 12x12	3/4	1-1/16-12	6506 12x12
	1	1-5/16-12	6505 16x16	1	1-5/16-12	6506 16x16

HYDRAULIC ADAPTERS

												A
Male JIC x Male NPTF			Male JIC x Male NPTF 45°			Male JIC x Male NPTF 90°			Male JIC x Male JIC			HOSE
Male JIC (1)	Male NPTF (2)	Part No.	Female NPTF (1)	Female NPSM (2)	Part No.	Male JIC (1)	Male NPTF (2)	Part No.	Male JIC (1)	Male JIC (2)	Part No.	B
7/16-20	1/8	2404 4x2	9/16-18	3/8	2503 6x6	7/16-20	1/4	2501 4x4	7/16-20	7/16-20	2403 4x4	C
7/16-20	1/4	2404 4x4	3/4-16	3/8	2503 8x6	9/16-18	3/8	2501 6x6	1/2-20	1/2-20	2403 5x5	
1/2-20	1/8	2404 5x2	3/4-16	1/2	2503 8x8	9/16-18	1/2	2501 6x8	9/16-18	9/16-18	2403 6x6	
1/2-20	1/4	2404 5x4	7/8-14	1/2	2503 10x8	3/4-16	3/8	2501 8x6	3/4-16	3/4-16	2403 8x8	
9/16-18	1/4	2404 6x4				3/4-16	1/2	2501 8x8	7/8-14	7/8-14	2403 10x10	
9/16-18	3/8	2404 6x6				3/4-16	3/4	2501 8x12	1-1/16-12	1-1/16-12	2403 12x12	
9/16-18	1/2	2404 6x8				7/8-14	1/2	2501 10x8	1-5/16-12	1-5/16-12	2403 16x16	
3/4-16	3/8	2404 8x6				1-1/16-12	3/4	2501 12x12				
3/4-16	1/2	2404 8x8										
3/4-16	3/4	2404 8x12										
7/8-14	3/8	2404 10x6										
7/8-14	1/2	2404 10x8										
1-1/16-12	1/2	2404 12x8										
1-1/16-12	3/4	2404 12x12										
1-1/16-12	1	2404 12x16										
1-5/16-12	3/4	2404 16x12										
1-5/16-12	1	2404 16x16										
1-5/8-12	1-1/4	2404 20x20										
1-7/8-12	1-1/2	2404 24x24										
2-1/2-12	2	2404 32x32										
												F
Male JIC x Female NPTF			Male JIC x Male Bulkhead			Male JIC x Male Bulkhead 90°			Bulkhead Lock Nut			REUSABLES, PUSHON, ACCESS.
Male JIC (1)	Female NPTF (2)	Part No.	Male JIC (1)	Male Bulkhead (2)	Part No.	Male JIC (1)	Male Bulkhead (2)	Part No.	Female Thread	Part No.	G	
9/16-18	3/8	2405 6x6	7/16-20	7/16-20	2700 4x4	7/16-20	7/16-20	2701 4x4	7/16-20	306 4	H	
3/4-16	3/8	2405 8x6	9/16-18	9/16-18	2700 6x6	9/16-18	9/16-18	2701 6x6	9/16-18	306 6		
3/4-16	1/2	2405 8x8	3/4-16	3/4-16	2700 8x8	3/4-16	3/4-16	2701 8x8	3/4-16	306 8		
7/8-14	1/2	2405 10x8				7/8-14	7/8-14	2701 10x10	7/8-14	306 10		
						1-1/16-12	1-1/16-12	2701 12x12	1-1/16-12	306 12	J	
											WWW.COUPLAMATIC.COM	

HYDRAULIC ADAPTERS

A HOSE													
B VAR-CRIMP COUPLINGS	Male JIC x Male JIC Tee			Male JIC x Male JIC 90°			Male JIC x Female JIC 90°			Male JIC Plug			
C GRIP CRIMP COUPLINGS	Male JIC (1)	Male JIC (2-3)	Part No.	Male JIC (1)	Male JIC (2)	Part No.	Male JIC (1)	Female JIC (2)	Part No.	Male JIC (1)	Part No.		
D 3 SERIES THERMOPLASTIC	9/16-18 3/4-16 7/8-14 1-1/16-12	9/16-18 3/4-16 7/8-14 1-1/16-12	2603 6x6x6 2603 8x8x8 2603 10x10x10 2603 12x12x12	9/16-18 3/4-16 7/8-14	9/16-18 3/4-16 7/8-14	2500 6x6 2500 8x8 2500 10x10	9/16-18 3/4-16 7/8-14 1-1/16-12	9/16-18 3/4-16 7/8-14 1-1/16-12	6500 6x6 6500 8x8 6500 10x10 6500 12x12	9/16-18 3/4-16 7/8-14 1-1/16-12 1-5/16-12	2408 6 2408 8 2408 10 2408 12 2408 16		
E QUICK COUPLERS	Male JIC x Male O-Ring			Male JIC x Male O-Ring 90°			Male O-Ring x Male NPTF			Male O-Ring x Female NPSM			
F REUSABLES, PUSHON, ACCESS.	Male JIC (1)	Male ORB (2)	Part No.	Male JIC (1)	Male ORB (2)	Part No.	Male ORB (1)	Male NPTF (2)	Part No.	Male ORB (1)	Female NPSM (2)	Part No.	
G ADAPTERS	7/16-20 9/16-18 9/16-18 3/4-16 3/4-16 3/4-16 7/8-14 7/8-14 7/8-14 1-1/16-12 1-1/16-12 1-1/16-12 1-5/16-12 1-5/16-12 1-5/16-12 1-5/8-12 1-5/8-12	7/16-20 9/16-18 3/4-16 9/16-18 3/4-16 7/8-14 7/8-14 1-1/16-12 7/8-14 1-1/16-12 1-1/16-12 1-1/16-12 1-5/16-12 1-5/16-12 1-5/16-12 1-5/8-12 1-5/8-12	6400 4x4-O 6400 6x6-O 6400 6x8-O 6400 8x6-O 6400 8x8-O 6400 8x10-O 6400 8x12-O 6400 10x8-O 6400 10x10-O 6400 10x12-O 6400 12x10-O 6400 12x12-O 6400 12x16-O 6400 16x12-O 6400 16x16-O 6400 16x20-O 6400 20x16-O 6400 20x20-O	7/16-20 9/16-18 3/4-16 3/4-16 7/8-14 1-1/16-12	7/16-20 9/16-18 3/4-16 7/8-14 3/4-16 1-1/16-12	6801 4x4-NWO 6801 6x6-NWO 6801 8x8-NWO 6801 8x10-NWO 6801 10x8-NWO 6801 12x12-NWO	9/16-18 3/4-16 3/4-16 7/8-14	3/8 3/8 1/2 1/2	6401 6x6-O 6401 8x6-O 6401 8x8-O 6401 10x8-O	7/16-20 9/16-18 9/16-18 3/4-16 3/4-16 3/4-16 7/8-14 7/8-14 1-1/16-12 1-1/16-12 1-5/16-12 1-5/16-12	1/4 1/4 3/8 1/4 3/8 1/2 3/4 1/2 3/4 1	6900 4x4-O 6900 6x4-O 6900 6x6-O 6900 8x4-O 6900 8x6-O 6900 8x8-O 6900 8x12-O 6900 10x8-O 6900 10x12-O 6900 12x8-O 6900 12x12-O 6900 16x12-O 6900 16x16-O	
H FABRICATION EQUIPMENT													
J THREAD ID TECHNICAL													
WWW. COUPLAMATIC .COM													

HOSE FABRICATION EQUIPMENT

Hydraulic Hose Assembly Equipment

A
HOSE

CS160P - 1-1/4" Portable Crimper (No dies included)
CS160PD - 1-1/4" Portable Crimper (Die set included)

B
VARI-CRIMP
COUPLINGS



The **CS160P** is capable of crimping thru 1-1/4" Four Spiral Hose. It may be powered by a hand pump (HH11), an air/hydraulic pump (HH13), or an electric pump (99150). Its portable design and flexibility make it ideal for a multitude of applications.

Standard Dies: None

Optional Dies: 0.350, 0.450, 0.520, 0.670, 0.830, 0.950, 1.100, 1.320, 1.500, 1.730, & 1.920 (Crimp charts are available for all coupling series to assist in die selection.)

C
GRIP CRIMP
COUPLINGS

The **CS160PD** is capable of crimping thru 1-1/4" Four Spiral Hose. This crimper comes with a complete set of dies to crimp thru 1" Four Spiral hose. Optional dies are available to crimp thru 1-1/4" Four Spiral hose.

Standard Dies: 0.520, 0.670, 0.830, 0.950, 1.100, 1.320, 1.500, & 1.620

Crimps 1/4" thru 1" Vari-Crimp, A Series, Grip-Crimp, 4H Series, & GW Series

Optional Dies:

Die	Part Number	Coupling Series
0.350	EN98-020-09	3/16" & 1/4" T Series, 1/8" 3-Series Thermoplastic
0.450	EN98-020-0450	5/16" T Series, 3/16" 3-Series Thermoplastic
1.730	EN98-020-07	1-1/4" Vari-Crimp, 1-1/4" 4H Series
1.920	EN98-020-08	1-1/4" Grip Crimp, 1-1/4" GW

D
3 SERIES
THERMOPLASTIC

CS165 - 1-1/4" Benchtop Crimper

E
QUICK
COUPLERS



The **CS165** is capable of crimping thru 1-1/4" Four Spiral Hose. It comes standard with a complete set of dies and a die storage shelf. Standard dies will crimp thru 1-1/4" Vari-Crimp, Grip Crimp, 4H Series, and GW Series. The CS165 is capable of crimping straight or tube style couplings. It is powered by a 60 ton cylinder and a 1.5 HP, 110 volt automatic pump.

Standard Dies: 0.520, 0.670, 0.830, 0.950, 1.100, 1.320, 1.500, 1.620, 1.730, & 1.920

Crimps 1/4" thru 1-1/4" Vari-Crimp, A Series, Grip-Crimp, 4H Series, & GW Series

Optional Dies:

Die	Part Number	Coupling Series
0.350	EN98-020-09	3/16" & 1/4" T Series, 1/8" 3-Series Thermoplastic
0.450	EN98-020-0450	5/16" T Series, 3/16" 3-Series Thermoplastic

F
REUSABLES,
PUSHON, ACCESS.

G
ADAPTERS

CS205 - 2" Benchtop Crimper

H
FABRICATION
EQUIPMENT



The **CS205** is capable of crimping thru 2" Six Spiral Hose. It comes standard with a set of dies to crimp thru 2" Four Spiral (GW Series) and a die storage shelf. It is powered by a 80 ton cylinder and a 2.0 HP, 220 Volt automatic pump.

Standard Dies: 0.520, 0.670, 0.830, 0.950, 1.100, 1.320, 1.500, 1.620, 1.730, 1.920, 2.140, & 2.800

Crimps 1/4" thru 1-1/4" Vari-Crimp, A Series, & Grip-Crimp, 1/2" thru 1-1/4" 4H Series, & 1/2" thru 2" GW Series.

Optional Dies:

Die	Part Number	Coupling Series
0.350	EN98-020-09	3/16" & 1/4" T Series, 1/8" 3-Series Thermoplastic
0.450	EN98-020-0450	5/16" T Series, 3/16" 3-Series Thermoplastic
1.181	CC-020-1181	5/8" 6GC Series
1.730 WB	EN98-032-08	1" 6GC, 1-3/8" R5 Series
1.920 WB	EN98-032-04	1-1/4" SX
2.050 WB	EN98-032-12	1-1/2" 4H Series
2.300 WB	EN98-032-01	1-1/2" Grip Crimp, 1-1/2" 4GC, 1-1/2" 6GC, 1-1/2" SX,
2.620 WB	EN98-032-07	2" 4H Series, 2" Grip Crimp, 2" 4GC
3.000 WB	EN98-032-09	2" 6GC

J
THREAD ID
TECHNICAL

WWW.
COUPLAMATIC
.COM

HOSE FABRICATION EQUIPMENT

Hydraulic Hose Assembly Equipment

CS200 - 2" 6 Spiral Horizontal Crimper



2" 6 Spiral Horizontal Crimping Machine, 5 hp motor. Specify Voltage (230V, 3 PH, 440V, 3 PH, 230V 1 PH) Includes one set of adapter dies for 99mm. Crimp Control / Foot Switch included. Quick change tool and 9 station die rack included. Dies ordered separately. (635 lbs)

SPECIAL ORDER ITEM - NOT IN STOCK!

CS340 - 2" 6 Spiral Smart Horizontal Crimper



2" 6 Spiral Horizontal Crimping Machine, 7.5 hp motor. Specify Voltage (230V, 3 PH, 440V, 3 PH, 230V 1 PH(5HP)) Includes one set of adapter dies for 99mm. Crimp Control / Foot Switch included. Includes Smart InfoCrimp Wifi tablet, report generator, and bluetooth calipers. Dies ordered separately. (635 lbs)

SPECIAL ORDER ITEM - NOT IN STOCK!

HH11 Hydraulic Hand Pump



High efficiency 10,000 PSI single stage hand pump for portable operation of the 99060 or CS160P Crimpers. (14 lbs.)

HH13 Air Hydraulic Pump



This 10,000 PSI pump operates with 80 PSI to 120 PSI of air line pressure for use with 99060 or CS160P Crimpers, 3 way valve allows retention of air pressure. (12 lbs.)

An in line air filter-regulator-lubricator must be installed ahead of this pump.

CS1001 Electric Pump



1.5 H.P. hydraulic pump produces 10,000 PSI. 115 volt single phase 60 Hz. Includes hand held on-off switch. (49 lbs.)

A
HOSE

B
VAR-CRIMP
COUPLINGS

C
GRIP CRIMP
COUPLINGS

D
3 SERIES
THERMOPLASTIC

E
QUICK
COUPLERS

F
REUSABLES,
PUSHON, ACCESS.





G
ADAPTERS

H
FABRICATION
EQUIPMENT

J
THREAD ID
TECHNICAL

WWW.
COUPLAMATIC
COM

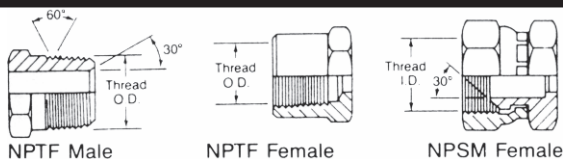
HOSE FABRICATION EQUIPMENT

Hose Cutting Equipment	
A HOSE	<p>CS150 Cut-Off Machine</p>  <p>Hose cut off saw for up to 1-1/4" 4 Spiral or 1" 6 spiral hose. 1 HP motor. 110 Volt</p>
B VARIABLE CRIMP COUPLINGS	
C GRIP CRIMP COUPLINGS	
10" Cut-Off Blade - #CS150-10 & 7" Cut-Off Blade - SE175 & 8" Cut-Off Blade - CS185	
D 3 SERIES THERMOPLASTIC	 <p>10" Serrated cut off blade. 1" Arbor. - #CS150-10 7" Standard Beveled edge blade. 5/8" Arbor - #SE175 8" Cut off blade. 5/8" Arbor - #CS185</p>
E QUICK COUPLERS	<p>HS500 Spiral Cut-Off Machine</p>  <p>Spiral Cut-Off Machine Capable of cutting 3/16" thru 2" I.D. wire reinforced hose including six spiral. Shipped with a 12" serrated blade. Available in 230V 1 phase (30 amp), 230V 3 phase (20 amp), and 440V 3 phase (20 amp). Special order item, specify electrical. 5.0 HP motor. Weight 120 lbs.</p>
F REUSABLE PUSHON ACCESS.	
Drilled Swage Dies & Pushers	
G ADAPTERS	 <p>These dies and pushers work in swage machines. Precision engineered and manufactured to insure a perfect assembly job every time.</p>
H FABRICATION EQUIPMENT	
J THREAD ID TECHNICAL	
WWW.COUPPLAMATIC.COM	

Technical Information

Thread Identification Guide

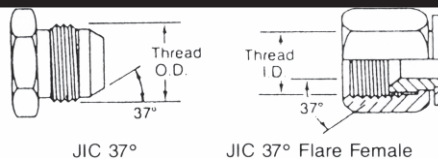
NPTF Pipe Thread



The NPTF (IPT) male will mate with the NPTF or NPSM female. The NPTF (IPT) male has tapered threads and a 30 degree inverted seat. The NPTF female has tapered threads and no seat. The seal takes place by deformation of the threads. The NPSM female has straight threads and a 30 degree inverted seat. The seal takes place on the 30 degree seat.

Nominal Size (in.)	No. Threads Per Inch	Female Thread I.D. (in.)	Male Thread O.D. (in.)
1/8	27	23/64	13/32
1/4	18	15/32	35/64
3/8	18	19/32	43/64
1/2	14	3/4	27/32
3/4	14	61/64	1-1/16
1	11-1/2	1-13/64	1-5/16
1-1/4	11-1/2	1-17/32	1-43/64
1-1/2	11-1/2	1-25/32	1-29/32
2	11-1/2	2-1/4	2-3/8

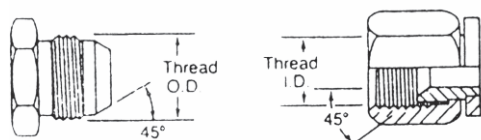
JIC 37° Flare



The JIC 37 degree flare male will mate with a JIC female only. The JIC male has straight threads and a 37 degree flare seat. The JIC female has straight threads and a 37 degree flare seat. The seal is made on the 37 degree flare seat.

Nominal Size (in.)	No. Threads Per Inch	Female Thread I.D. (in.)	Male Thread O.D. (in.)
1/4	20	25/64	7/16
5/16	20	29/64	1/2
3/8	18	1/2	9/16
1/2	16	11/16	3/4
5/8	14	13/16	7/8
3/4	12	31/32	1-1/16
7/8	12	1-7/64	1-3/16
1	12	1-15/64	1-5/16
1-1/4	12	1-35/64	1-5/8
1-1/2	12	1-51/64	1-7/8
2	12	2-27/64	2-1/2

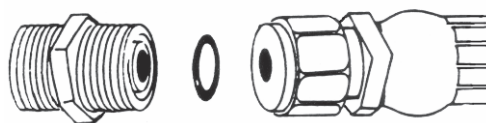
SAE 45° Flare



The SAE 45 degree flare male will mate with an SAE 45 degree flare female only. The SAE male has straight threads and a 45 degree flare seat. The SAE female has straight threads and a 45 degree flare seat. The seal is made on the 45 degree flare seat.

Nominal Size (in.)	No. Threads Per Inch	Female Thread I.D. (in.)	Male Thread O.D. (in.)
1/4	20	25/64	7/16
5/16	20	29/64	1/2
3/8	18	9/16	5/8
1/2	16	11/16	3/4

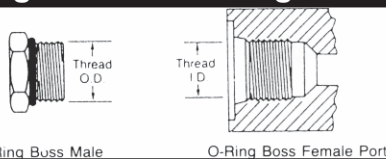
ORF (O-Ring Face Seal)



The ORF Seal system consists of a flat, finished surface on the female connector's flange and a recessed O-Ring held in a circular groove on the male. The seal is created as the flange and O-Ring make contact as the female nut screws onto the male thread. A secondary seal is made as the male connector is drawn into contact with the flange. The back-up seal also prevents extrusion of the O-Ring under extreme pressure. ORF provides a better seal in high-vibrating, high-impulse or high-torque applications.

Nominal Size I.D.	No. Threads Per Inch	Female Thread I.D.	Male Thread O.D.
1/4	18	33/64	9/16
3/8	16	5/8	11/16
1/2	16	3/4	13/16
3/4	12	1-13/32	1-3/16
1	12	1-23/64	1-7/16
1-1/4	12	1-39/64	1-11/16

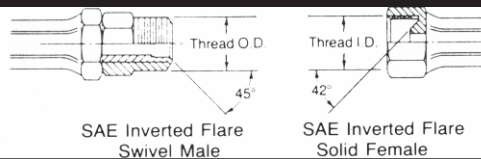
SAE Straight Thread O-Ring Boss



The O-ring boss male will mate with an O-ring boss female only. The female is generally found on ports. The male has straight threads and an O-ring. The female has straight threads and a sealing face. The seal is made at the O-ring on the male and the sealing face on the female.

Nominal Size (in.)	No. Threads Per Inch	Female Thread I.D. (in.)	Male Thread O.D. (in.)	O-Ring I.D.	O-Ring Torus
1/4	20	25/64	7/16	.351	.072
3/8	18	1/2	9/16	.468	.078
1/2	16	11/16	3/4	.644	.087
5/8	14	13/16	7/8	.755	.097
3/4	12	31/32	1-1/16	.924	.116

SAE Inverted Flare



The SAE 45 degree inverted flare male will mate with an 42 degree inverted flare female only. The male has straight threads and a 45 degree inverted flare. The female has straight threads and a 42 degree inverted flare. The seal is made on the 45 degree flare seat on the male and the 42 degree flare seat on the female.

Nominal Size (in.)	No. Threads Per Inch	Female Thread I.D. (in.)	Male Thread O.D. (in.)
1/4	24	25/64	7/16
5/16	20	29/64	1/2
3/8	18	37/64	5/8
1/2	18	45/64	3/4

A
HOSE

B
VAR-CRIMP
COUPLINGS

C
GRIP CRIMP
COUPLINGS

D
3 SERIES
THERMOPLASTIC

E
QUICK
COUPLERS

F
REUSABLES,
PUSHON, ACCESS.

G
ADAPTERS

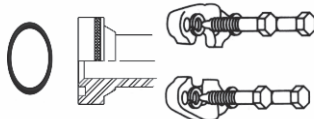
H
FABRICATION
EQUIPMENT

J
THREAD ID
TECHNICAL

WWW.
COUPLAMATIC
.COM

Thread Identification Guide

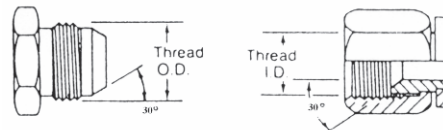
Split Flange Couplings



Split Flange couplings work well in high pressure or high vibration applications. A split flange clamp is bolted to a machined port sealing the split flange head and O-ring to the port. There are two typical styles: Code 61 & Code 62, with Code 62 for higher pressure applications.

Nominal Size (in.)	Code 61 Diameter	Code 62 EHD Diameter
1/2	1.19	-
3/4	1.50	1.62
1	1.75	1.88
1-1/4	2.00	2.12
1-1/2	2.38	2.50
2	2.81	3.12

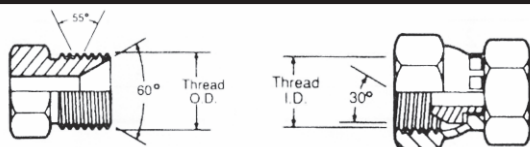
Female JIS 30° Flare



The JIS 30 Degree flare is similar to the JIC 37 Degree. The only differences are that the threads are a British straight thread (BSPP) and the sealing seat is 30 degrees. The seal is made on the 30 degree seat.

Nominal Size (in.)	Thread Size	Female Thread I.D. (in.)	Male Thread O.D. (in.)
1/4	1/4-19	1/2	17/32
3/8	3/8-19	5/8	11/16
1/2	1/2-14	25/32	27/32
3/4	3/4-14	1	1-1/16
1	1-11	1-1/4	1-11/32

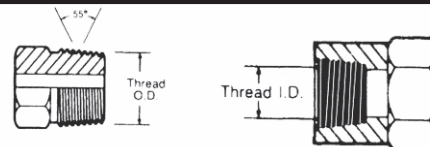
BSPP Pipe Thread



The British Standard Parallel Pipe Thread is similar to the NPSM pipe thread in that they both seal on the 30 degree seat of the corresponding female fitting. BSPP and NPSM are NOT interchangeable due to the fact that the thread angle differs. The BSPP thread angle is 55 degrees, and the NPSM thread angle is 60 degrees.

Nominal Size (in.)	No. Threads Per Inch
1/4	19
3/8	19
1/2	14
5/8	14
3/4	14
1	11
1-1/4	11

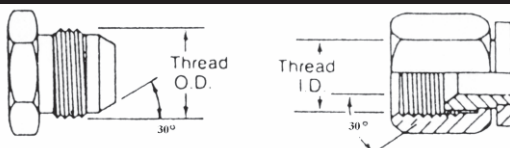
BSPT Pipe Thread



The British Standard Tapered Pipe Thread is similar to the NPTF pipe thread in that they both seal on the deformation of the threads. BSPT and NPTF are NOT interchangeable due to the fact that the thread angle differs. The BSPT thread angle is 55 degrees, and the NPTF thread angle is 60 degrees.

Nominal Size (in.)	No. Threads Per Inch
1/4	19
3/8	19
1/2	14
5/8	14
3/4	14
1	11
1-1/4	11

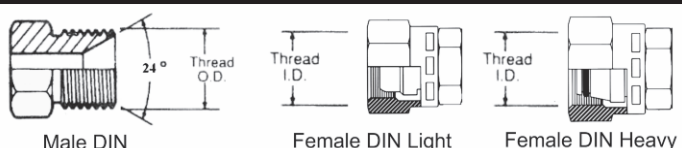
Female 30° Flare



The Female 30 Degree flare is similar to the JIC 37 Degree. The only differences are that the threads are a Metric straight thread and the sealing seat is 30 degrees. The seal is made on the 30 degree seat. This particular style of couplings is frequently referred to as a 'Komatsu' style connection.

Nominal Size (mm)	Thread Size	Female Thread I.D. (mm)	Male Thread O.D. (mm)
6	M14x1.5	12.5	14
9	M18x1.5	16.5	18
12	M22x1.5	20.5	22
16	M24x1.5	22.5	24
19	M30x1.5	28.5	30
25	M33x1.5	31.5	33

DIN Style Couplings



DIN style couplings seal in several different configurations. The common male has a 24 degree included angle seat. Two of the female styles are represented above. The Female DIN Light seals on globeseal, and the Female DIN Heavy seals on a 24 degree seat with an O-ring. As expected the Female DIN Heavy is for higher pressure applications.

Nominal Size Light (mm)	Nominal Size Heavy (mm)	Thread Size (Metric)	Female Thread ID (mm)	Male Thread OD (mm)
6		M12x1.5	10.6	12
8	6	M14x1.5	12.5	14
10	8	M16x1.5	14.5	16
12	10	M18x1.5	16.5	18
	12	M20x1.5	18.5	20
	14	M22x1.5	20.5	22
	16	M24x1.5	22.5	24
18		M26x1.5	24.5	26
22	20	M30x2.0	28	30
28	25	M36x2.0	34	36
	30	M42x2.0	40	42

Technical Information

Hose Standards and Specifications:

Hose Part Number	Page	SAE	DOT/FMVSS	MSHA	USCG	ISO	EN		OTHER	
57MB-1	A-1	100R1AT		*						HOSE A
56MB-1	A-1	100R1AT		*		ISO 1436	EN 853 Type 1SN			
57MB-2	A-2	100R2AT		*						
56MB-2	A-2	100R2AT		*						
2SN	A-3			*		ISO 1436	EN 853 Type 2SN			VAR-CRIMP COUPLINGS B
R16	A-3	100R16		*		ISO 11237-1	EN 857 Type 2SC			
Ultra R16	A-4	100R16		*		ISO 11237-1	EN 857 Type 2SC			
R17R	A-4	100R17		*		ISO 11237-1				
R17	A-4	100R17		*		ISO 11237-1				GRIP CRIMP COUPLINGS C
HPI	A-5	100R17		*						
HPIII	A-5	100R16		*						
DH17	A-6	100R17		*						
DH16	A-6	100R16		*		ISO 11237-1	EN 857 Type 2SC			3 SERIES THERMOPLASTIC D
DHEX16	A-6	100R16		*		ISO 11237-1	EN 857 Type 2SC			
JH2	A-7					ISO 1307	EN 853 1ST			
3319A	A-7	100R3		*						
104MB	A-7	100R4		*						QUICK COUPLERS E
58MBA	A-8	100R5	106 Type All						(3/16" - 5/8")	
HTR5	A-8	100R5	106 Type All						(3/16" - 5/8")	
H6H	A-9	100R6					EN 854 R6			
RD7	A-9	100R7							ANSI 92.2	REUSABLE, PUSH-ON, ACCESS. F
RD7NC	A-9	100R7							ANSI 92.2	
RD7TL	A-10	100R7							ANSI 92.2	
RD7TLNC	A-10	100R7							ANSI 92.2	
H7	A-11	100R7								ADAPTERS G
H7NC	A-11	100R7								
H7TL	A-12	100R7								
H7TLNC	A-12	100R7								
HS8	A-12	100R8								FABRICATION EQUIPMENT H
HS8NC	A-13	100R8								
R18	A-10	100R18								
SP580	A-13	100R12		*			EN 856 R12			
RC12B	A-13	100R12		*		ISO 1307	EN 856 R12			THREAD ID TECHNICAL J
DHEXR12	A-14	100R12		*		ISO 1307	EN 856 R12			
RC13	A-14	100R13		*		ISO 1307	EN 856 R13			
DHEXR13	A-14	100R13		*		ISO 1307	EN 856 R13			
RC15	A-15	100R15		*		ISO 1307				WWW. COUPLAMATIC COM
4SH	A-15			*		ISO 1307	EN 856 4SH			
TR14	A-16	100R14								
3284H	A-16								R12 & R134A	
F204	A-16									
O25H	A-17									
O24H	A-17									
O26H	A-17									
J1402A	A-17	J1402A	106 Type All				DIN 74310			

Technical Information

Recommended Working Pressures (PSI) and Temperatures by hose type:

Note: Maximum working pressure of a hose assembly is the lesser of the rated pressure of the hose or the end connection.

	Hose	Page	SAE	-2	-3	-4	-5	-6	-8	-10	-12	-16	-20	-24	-32	Temperature
A HOSE	57MB-1	A-1	100R1AT			2750		2250	2000		1250	1000				-40 to +212
	56MB-1	A-1	100R1AT			3250		2600	2325		1525	1275	900	725	580	-40 to +212
	57MB-2	A-2	100R2AT			5000		4000	3500	2750	2250	2000				-40 to +212
B VAR-CRIMP COUPLINGS	56MB-2	A-2	100R2AT			5000		4000	3500	2750	2250	2000				-40 to +212
	2SN	A-3				5800		4800	4000	3625	3125	2400	1800	1300	1150	-40 to +212
	R16	A-3	100R16			5800		5000	4250	3625	3125	2500				-40 to +212
	Ultra R16	A-4	100R16			5800		5000	4250	3625	3125	2500				-58 to +275
	R17R	A-4	100R17			3000		3000	3000							-40 to +212
C GRIP CRIMP COUPLINGS	R17	A-4	100R17			3000		3000	3000	3000	3000	3000				-40 to +212
	HPI	A-5	100R17			3000		3000	3000		3000	3000				-40 to +212
	HPIII	A-5	100R16			5000		4000	3500	2750	2250	2000				-40 to +212
	DH17	A-6	100R17			3000		3000	3000	3000	3000	3000				-40 to +212
D 3 SERIES THERMOPLASTIC	DH16	A-6	100R16			5800		5000	4250	3625	3125	2500				-40 to +212
	DHEX16	A-6	100R16			5800		5000	4250	3625	3125	2500				-40 to +212
	JH2	A-7				10000		10000								-40 to +212
	3319A	A-7	100R3			1250		1125	1000		750	565				-40 to +212
	104MB	A-7	100R4								300	250	200	150	100	-40 to +212
	58MBA	A-8	100R5			3000	3000	2250	2000	1750	1500	800	625	500	350	-40 to +212
	HTR5	A-8	100R5			3000	3000	2250	2000	1750	1500	800	625	500	350	-40 to +300
E QUICK COUPLERS	H6H	A-9	100R6			400		400	400							-40 to +212
	RD7	A-9	100R7			2750	2500	2250								-40 to +212
	RD7NC	A-9	100R7			2750	2500	2250								-40 to +212
	RD7TL	A-10	100R7			2750	2500	2250								-40 to +212
	RD7TLNC	A-10	100R7			2750	2500	2250								-40 to +212
F REUSABLES PUSHON ACCESS	H7	A-11	100R7	3000	3000	2750	2500	2250	2000		1250	1000				-40 to +212
	H7NC	A-11	100R7			2750	2500	2250	2000		1250	1000				-40 to +212
	H7TL	A-12	100R7			2750	2500	2250	2000							-40 to +212
	H7TLNC	A-12	100R7			2750	2500	2250	2000							-40 to +212
	HS8	A-12	100R8		5000	5000		4000	3500							-40 to +212
G ADAPTERS	HS8NC	A-13	100R8			5000		4000	3500							-40 to +212
	R18	A-10	100R18			3000	3000									-70 to +212
	SP580	A-13	100R12						4000		4000	4000	3000	2500	2500	-40 to +250
H FABRICATION EQUIPMENT	RC12B	A-13	100R12						4000		4000	4000	3000	2500	2500	-40 to +250
	DHEXR12	A-14	100R12						4000		4000	4000	3000	2500	2500	-40 to +250
	RC13	A-14	100R13								5000	5000	5000	5000	5000	-40 to +250
	DHEXR13	A-14	100R13								5000	5000	5000	5000	5000	-40 to +250
	RC15	A-15	100R15								6090	6090	6090	6090		-40 to +250
J THREAD ID TECHNICAL	4SH	A-15								6090	6090	5510	5075	4205	3625	-40 to +212
	TR14	A-16	100R14		3000	3000	2500	2250	1500		1100	900				-65 to +400
	3284H	A-16							300		300	300	250	250		-40 to +200
	F204	A-16						500	500	500	350					-22 to +257
WWW. COUPLAMATIC .COM	025H	A-17			300			300	300	300	300					-40 to +190
	024H	A-17			300			300	300	300	300					-40 to +190
	026H	A-17			300			300	300	300	300					-40 to +200
	J1402A	A-17	J1402A					225								-40 to +200

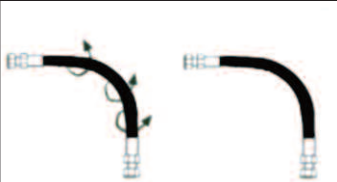



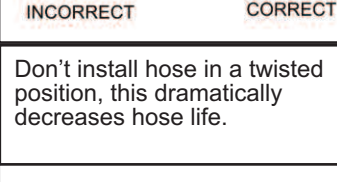
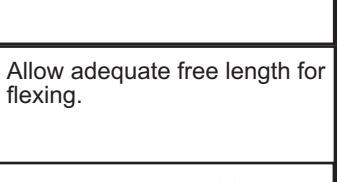
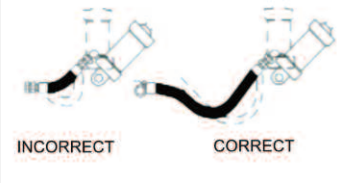
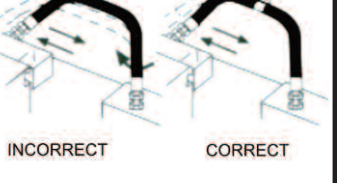
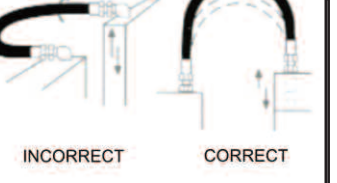
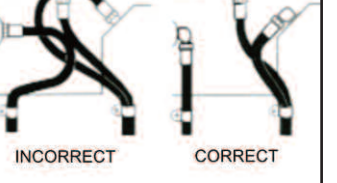
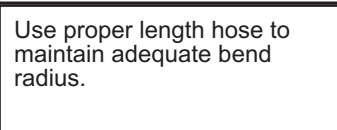
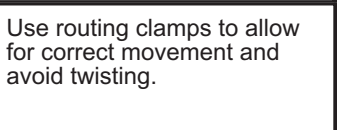
Technical Information

Coupling Codes and Configurations:

		Pressure Rating (PSI)														A HOSE
Thread Style	Series Code	-2	-4	-5	-6	-8	-10	-12	-16	-20	-24	-32				
Male Pipe (NPTF)	01	10000	10000		10000	10000		7500	6000	5000	3000	2500				B VAR-CRIMP COUPLINGS
Female Pipe	02,05	7500	7000		6000	5000		4000	3000	2500						
Male BSP	36		9000		8000	6000		5000								
Female BSP	10, 43, 46		9000		8000	6000	5500	5000	4000	3500						
JIS/Metric	35, 39, 40,		5000		5000	5000		4000	3000	2500						
O-Ring Swivel	04, 12, 14, 15, 16		3000	3000	3000	3000	2750	2250	2000							
JIC/ ORB	08, 09, 11, 24, 25, 26, 27		6000	6000	5000	5000	5000	5000	4000	3000	2500	2500				
SAE	07, 22, 23				3000			2250								
Tube Repair	28		6000	6000	5500	5500	4000	4000	3500							
SAE Inverted	18, 19, 20		2750	2500	2250	2000										
O-Ring Face Seal	30, 31, 32, 33, 34		9000		9000	9000	6000	6000	6000	4000	4000					C GRIP CRIMP COUPLINGS
Code 61 Flanges	47, 48, 49, 50, 51, 52, 53, 54, 55, 56,						5000		5000	5000	4000	4000	3000			
Code 62 Flanges	60, 61, 62								6000	6000	6000	6000	6000			
EHD Flanges	80, 81, 82								6000	6000	6000	6000	6000			
Thread Style	Series Code	6mm	8mm	10m	12mm	14mm	15m	16m	18m	20m	22m	25m	28m	30mm		D 3 SERIES THERMOPLASTIC
DIN Light	37, 41, 44	3500	3500	3500	3500		3500		2250		2250		1400			
DIN Heavy	38, 42, 45		9000	9000	9000	9000		6000		6000		6000		6000		
Series	Coupling Description												E QUICK COUPLERS			
xx01	NPTF Solid Male															
xx02	NPTF Solid Female															
xx03	Solid Female Grease Tap															
xx04	NPTF Swivel Male															
xx05	NPSM Swivel Female															
xx06	SAE 45° Solid Male															
xx07	SAE 45° Swivel Female															
xx08	JIC 37° Solid Male															
xx09	JIC 37° Swivel Female															
xx10	BSPP Swivel Female															
xx11	ORB Solid Male												F REUSABLES, PUSHON, ACCESS.			
xx12	ORB Swivel Male															
xx13	Hose Splicer															
xx14	90° NPTF Swivel Male															
xx15	ORB 90° Swivel Male															
xx16	NPTF Swivel Female															
xx17	JIC 37° 90° Swivel Female															
xx18	Male Straight Inverted Flare															
xx19	45° Bend Male Inverted Flare															
xx20	90° Bend Male Inverted Flare															
xx21	Standpipe Coupling												G ADAPTERS			
xx22	45° Bend SAE Swivel Female															
xx23	90° Bend SAE Swivel Female															
xx24	90° JIC/SAE Dual Seat Swivel Female (Med Drop)															
xx25	45° JIC/SAE Dual Seat Swivel Female															
xx26	90° JIC/SAE Dual Seat Swivel Female															
xx27	90° JIC/SAE Dual Seat Swivel Female (Long Drop)															
xx28	Tube Repair															
xx29	ORF Solid Male															
xx30	ORF Straight Tube Swivel Female															
xx31	45° ORF Swivel Female												H FABRICATION EQUIPMENT			
xx32	90° ORF Swivel Female (Short Drop)															
xx33	90° ORF Swivel Female (Long Drop)															
xx34	90° ORF Swivel Female (Med Drop)															
xx35	BSPT Solid Male															
xx36	BSPP Solid Male															
Series	Coupling Description													J THREAD ID TECHNICAL		
xx37	DIN Universal Seat Female Swivel (Light)															
xx38	DIN 24 degree Seat Female Swivel (Heavy)															
xx39	Female Swivel 30 degree flare (Komatsu)															
xx40	JIS 30 degree flare Swivel Female															
xx41	DIN Universal Seat Female 45 degree Swivel (Light)															
xx42	DIN 24 degree seat Female 45 Degree Swivel (Heavy)															
xx43	BSPP Swivel Female 45 degree tube															
xx44	DIN Universal Seat Female 90 degree Swivel (Light)															
xx45	DIN 24 degree Seat Female 90 degree Swivel (Heavy)															
xx46	BSPP Swivel Female 90 degree tube												WWW. COUPLAMATIC .COM			
xx47	Code 61 Split Flange Straight															
xx48	Code 61 Split Flange 22.5 degree tube															
xx49	Code 61 Split Flange 30 degree tube															
xx50	Code 61 Split Flange 45 degree tube															
xx51	Code 61 Split Flange 60 degree tube															
xx52	Code 61 Split Flange 67.5 degree tube															
xx53	Code 61 Split Flange 90 degree tube															
xx54	Code 61 Split Flange 90 degree tube Long Drop															
xx55	Code 61 Split Flange 100 degree tube															
xx56	Code 61 Split Flange 110 degree tube															
xx57	Code 61 Split Flange 135 degree tube															
xx60	Code 62 Split Flange Straight															
xx61	Code 62 Split Flange 45 degree tube															
xx62	Code 62 Split Flange 90 degree tube															
xx63	Code 62 Split Flange 90 degree tube Long Drop															
xx66	Male DIN Solid 24° Seat (Light)															
xx67	Male DIN Solid 24° Seat (Heavy)															
xx68	Female JIC Straight Tube Style															
xx70	Routing Sleeve															
xx75	ORF Straight Swivel Female Short Rise															
xx80	Extra Heavy Duty Flange Straight															
xx81	Extra Heavy Duty Flange 45 degree tube															
xx82	Extra Heavy Duty Flange 90 degree tube															
xx83	Extra Heavy Duty Flange 90 degree tube Long Drop															
xxAP	API Pipe Thread															

Technical Information

Torque Values, Conversions, & Hose Assembly Guide:

	JIC and SAE Connection Torque Values			ORF (O-Ring Face Seal) Connection Torque Values		
A HOSE	Nut Dash Size	Pound Inches Torque	Newton Meters Torque	Nut Dash Size	Pound Inches Torque	Newton Meters Torque
	-4	130-150	15-17	-4	210-230	24-26
	-5	165-195	19-22	-6	295-345	33-39
	-6	235-265	27-30	-8	555-505	51-57
	-8	525-575	59-65	-10	715-785	81-89
	-10	600-700	68-79	-12	1035-1125	117-127
	-12	950-1050	107-119	-16	1350-1530	153-173
	-16	1400-1500	158-170	-20	1590-1770	180-200
	-20	1900-2100	215-237	-24	2740-3010	310-340
	-24	2250-2550	254-288			
	-32	3000-3400	339-384			
B VARIABLE CRIMP COUPLINGS						
C GRIP CRIMP COUPLINGS						
D 3 SERIES THERMOPLASTIC	Torque Conversions			Metric Conversions		
	Pound Inch = Pound Foot x 12 Pound Foot = Pound Inch x 0.083 Pound Inch = Newton Meter x 8.85 Pound Foot = Newton Meter x 0.737 Newton Meter = Pound Inch x 0.113 Newton Meter = Pound Foot x 1.356			inches x 25.4 = millimeters (mm) inches x 2.54 = centimeters (cm) feet x .3048 = meters (m) yard x .9144 = meters (m) psi x .0689 = bar psi x .0069 = Megapascals (MPa) millimeter x .0394 = inch (in) centimeter x .3937 = inch (in) meters x 3.281 = feet (ft) meters x 1.0936 = yards (yd) bar x 14.5 = psi Megapascals x 145.0 = psi		
E QUICK COUPLERS	Hose Assembly Guidelines					
F REUSABLES PUSH-IN ACCESS						
G ADAPTERS	INCORRECT	CORRECT	INCORRECT	CORRECT	INCORRECT	CORRECT
H FABRICATION EQUIPMENT	Don't install hose in a twisted position, this dramatically decreases hose life.	Allow adequate free length for flexing.	Use elbows or adapters to to maintain bend radius and neat installation.	Use elbows or adapters to to maintain bend radius and neat installation.		
I THREAD ID TECHNICAL						
J WWW.COUPLAMATIC.COM	INCORRECT	CORRECT	INCORRECT	CORRECT	INCORRECT	CORRECT
	Use proper length hose to maintain adequate bend radius.	Use routing clamps to allow for correct movement and avoid twisting.	Route hose properly to avoid twisting.	Use elbows, adapters, and routing clamps to maintain bend radius and ease of installation.		


Technical Information

Limited Warranty

Couplamatic Systems, Inc. (“CSI”) warrants that products sold by it will be free from defects in materials and workmanship. This warranty is limited by and subject to the following terms and conditions. In the event of a defect in materials or workmanship of a CSI product, and a timely claim is made, CSI will either, at CSI’s discretion, repair or replace the defective product or provide a credit for future or replacement purchases from CSI upon the purchaser’s return of the defective product. This limited warranty commences at the date of purchase of the product from CSI and extends for a period of 1 year. To make a warranty claim, a purchaser shall, within the 1-year warranty period and no later than 30 days after discovering the defect, contact CSI at 250413 Skyport Drive, Scottsbluff NE 69361 or 308-632-2112 for further instructions on completing a warranty claim. A purchaser may be required to return the product, at the purchaser’s expense, for inspection by CSI to determine whether a material or workmanship defect existed at the time of purchase. There are no other warranties express or implied, including without limitation the implied warranty of merchantability and the implied warranty of fitness for a particular purpose, which extend beyond the face of this Limited Warranty. The remedies available as set forth above in this Limited Warranty (i.e. repair, replacement, or credit at CSI’s discretion) provide for the purchaser’s sole and exclusive remedies for, and the sole responsibility and liability of CSI resulting from, any defects in CSI’s product and breach of warranty. To the fullest extent allowed by law, CSI shall NOT be liable for incidental or consequential damages due to any defects in CSI’s products.

CSI has no control over the use and application of its products and cannot accept liability for any injury, damage, or loss arising indirectly or directly from the use of its products. Information contained in this catalog is intended to serve as a guide and customers should satisfy that the products are suitable for their intended use through appropriate testing. By purchasing products from CSI, the purchaser expressly agrees to the above terms and conditions.

A	HOSE
B	VARICRIMP COUPLINGS
C	GRIP CRIMP COUPLINGS
D	3 SERIES THERMOPLASTIC
E	QUICK COUPLERS
F	REUSABLES, PUSHON, ACCESS.
G	ADAPTERS
H	FABRICATION EQUIPMENT
J	THREAD ID TECHNICAL
	WWW.COUPPLAMATIC.COM



Quality Couplings

MADE IN THE USA

